

Yellowstone Winter

National Park Service
U.S. Department of the Interior



Welcome to your Yellowstone adventure.

Yellowstone is a special place, very different from your home. Like any grand adventure, your Yellowstone journey will take you to impressive new locations and introduce you to new experiences. That means there are different risks here than you may have faced before. **You are responsible for your own safety.**

We need your help to preserve the wildlife, natural features, and cultural treasures that bring so many visitors to Yellowstone. **The park rules protect you and also protect the park.** Follow the park rules for a safe and enjoyable visit. Please be a positive part of the Yellowstone experience. More guidance is described inside and online at www.nps.gov/yell/planyourvisit/rules.htm

Road Safety

Traffic-related accidents are the most common cause of injury and death in the park.

- Drive cautiously. The park speed limit is 35 mph (56 kph), except where posted slower.
- Watch out for wildlife on or near roadways.
- Use pullouts. If you need to stop for any reason, use a road pullout and let faster traffic pass.
- Keep the road clear at all times; even when you are watching wildlife.
- Stopping a vehicle, standing, or walking in the road is dangerous to everyone—drivers, pedestrians, and animals.

Thermal Area Safety

- Stay on boardwalks and designated trails. The ground is unstable in hydrothermal areas.
- Do not push or shove other people.
- Water in geysers and hot springs can severely burn you. Keep hands out.
- Keep litter out of the pools. Do not throw any objects into hydrothermal features.

Please Use Good Sense and Good Manners

Traveling can be very stressful and it is easy to get overwhelmed. Please remember to **pack your patience** and show courtesy to others.

- Be prepared for potential delays or a change in plans. Allow time for road congestion and crowds at popular destinations.
- Keep children close.
- Observe safe distances and settings for selfies.
- Stay behind fencing, guard rails, and ledges.



Wildlife Safety

- Animals in Yellowstone are wild and dangerous.
- Bison, bears, and elk have injured and killed visitors. For your own safety, keep back and give them space to be wild.
- Stay 100 yards (91 m) away from bears and wolves.
- Stay 25 yards (23 m) away from all other animals. If the animal moves closer, you must back away.
- Store food securely.
- Do not feed any animals, even birds and squirrels.



Unmanned aircraft prohibited.

Launching, landing, or operating unmanned aircraft (drones) on lands and waters administered by the National Park Service is prohibited. Check at a visitor center or ranger station for further information.



Yellowstone Live!

Get real-time road status for Yellowstone National Park at <http://go.nps.gov/yellroads>

Bear Country Safety

- Carry bear spray and know how to use it.
- Hike in groups of three or more people.
- Make noise to avoid surprise encounters.
- Never run from a bear, they have an instinct to chase.

Translations available

歡迎光臨 • 欢迎光临 • Vítejte • Bienvenue • Willkommen • Benvenuti • ようこそ •

환영합니다 • Добро пожаловать • Bienvenido



Park information is available in ten additional languages at entrance stations and visitor centers, or visit the park website at <http://go.nps.gov/translate-ynp>

Scan this QR code with a free app for your smartphone to link directly to foreign language translations.

The term QR code is a registered trademark of Denso Wave, Inc.

More Inside

- | | |
|--|----------------------------------|
| 2 Rules and safety | 8 Ski and snowshoe trails |
| 4 Park highlights | 9 Passes and planning |
| 5 Services, facilities, and visitor centers | 10 Partners |
| 6 Ranger-led programs | 12 Road information |
| 7 Xanterra shuttles, tours, and activities | |

Emergency

Dial 911

Information line	307-344-7381
TTY	307-344-2386
Road updates	307-344-2117
Park Entrance Radio	1610 AM

+ Medical services • Yellowstone is on 911 emergency service, including ambulances. Medical services are available year round at Mammoth Clinic (307-344-7965), except some holidays. Services are also offered at Lake Clinic (307-242-7241) and at Old Faithful Clinic (307-545-7325) during the summer visitor season.

Lost and found • Call 307-344-5387 to report or retrieve items lost in lodging facilities. To report or retrieve items lost in other parts of the park, call 307-344-2109.

All hazards NOAA weather radio • If you have a weather radio receiver, tune to 162.425 MHz (Mammoth area) or 162.450 MHz (Lake area) to receive hazardous weather alerts. You can also check for updates posted at www.crh.noaa.gov/riw/nwr/

These activities are prohibited

The following activities are not allowed in Yellowstone. They are dangerous or destructive and carry legal penalties, including fines.

- Willfully remaining near or approaching wildlife, including nesting birds, within any distance that disturbs or displaces the animal.
- Traveling off boardwalks or designated trails in hydrothermal areas.
- Throwing anything into hydrothermal features.
- Swimming in hot springs.
- Removing or possessing natural or cultural resources (such as wildflowers, antlers, rocks, and arrowheads).
- Leaving detachable side mirrors attached when not pulling trailers.
- Traveling off-road by vehicle or bicycle.
- Camping outside of designated campsites.
- Spotlighting wildlife (viewing with lights).
- Imitating elk calls or using buglers. Imitating wolf howls.
- Using electronic equipment capable of tracking wildlife.

This is only a partial list of regulations. For more information, consult 36 CFR and the Superintendent's Compendium posted online at www.nps.gov/yell/parkmgmt/lawsandpolicies.htm



Smoking is prohibited. Smoking is not allowed in geyser basins or on trails. You may not smoke in buildings or within 25 feet of building entrances.

Cigarette butts quickly accumulate in areas where smoking is allowed. Please help us keep the park free of litter.

Any commercial activity in the park requires a permit.

- Commercial filming, regardless of equipment, and photography with props or models, require permits.

In-park Reservations

Yellowstone National Park Lodges—

Xanterra As one of Yellowstone's official concession companies, Xanterra offers lodging, camping, dining, and a variety of tours and activities. In summer, visitors can enjoy photo safaris, partial or full-day tours, horseback and stagecoach rides, and boating and fishing adventures. In winter, there are partial or full-day tours by heated snowcoach, skiing, and snowshoe adventures.

Reservations and information are available at park hotels and at:
307-344-7311

Toll free: 866-439-7375

TDD: 307-344-5395

www.YellowstoneNationalParkLodges.com
Reserve_YNP@Xanterra.com

P.O. Box 165, Yellowstone WY 82190



COURTESY XANTERRA PARKS & RESORTS



Accessibility

A printed guide for visitors who use wheelchairs is available at all visitor centers and on the park website. To arrange for an ASL interpreter for NPS ranger-led programs, call 307-344-2251 at least three weeks in advance.

Qualified service animals are welcome throughout the park and in all park facilities. However, they must be leashed and under your control at all times. A permit is required for a service animal to enter the backcountry due to potential wildlife conflict and safety issues.

Cell phone service



Cell phone service is limited in the park and surrounding areas. Cell service may be accessible in some developed areas and at the North and West Entrances. Cell tower locations are identified on the park map (back cover). Check with your provider to confirm coverage areas. As a courtesy to others, please silence your mobile device while enjoying Yellowstone's natural features.



Park Tip Line • To report a crime or criminal activity please call 307-344-2132. Leave as much detail as you can. Remain anonymous, or leave a name and number.

Wi-Fi

Wi-Fi is available to visitors at the Old Faithful Snow Lodge, for a fee. Connectivity is very limited and may not be available at all times.

The Horace M. Albright Visitor Center in Mammoth Hot Springs has free wi-fi.

Pets



Control your pet. Pets are not allowed on trails or boardwalks, in the backcountry, or in hydrothermal basins. Where allowed, pets must be leashed and remain within 100 feet (30.5 m) of a road or parking area. Do not leave a pet unattended, tied to an object, or without adequate food, water, shade, ventilation, or other basic needs. Owners must bag and dispose of pet waste. We recommend that someone in your group remain with your pet to personally ensure their wellbeing.

Firearms



Know your responsibilities. Firearms are allowed in national parks pursuant to state and federal regulation. They are prohibited in facilities where signs are posted, such as visitor centers, government offices, and some concession operations. Discharge of firearms is prohibited. Possession and use of weapons, such as air guns, bows and arrows, spears and slingshots, is also prohibited. Details are available at www.nps.gov/yell/parkmgmt/lawsandpolicies.htm

Health concerns

- Toxic gases may exist at dangerous levels in some hydrothermal areas. If you feel sick, leave immediately.
- Much of the park is above 7,500 feet (2,275 m). Allow yourself time to acclimate.
- Drink plenty of liquids to avoid dehydration.
- Be aware of your physical limitations and don't overexert. **Strenuous activities are not recommended for visitors with heart, lung, or other health conditions.**

Keep your distance



If bison or other wildlife are on the road, stop at least 25 yards away (100 yards for wolves or bears). Pull your machine as far as possible to the opposite side of the road and give them a chance to move off the road. Do not make sudden or erratic movements.

- Do not chase animals or cause them to run. If an animal appears agitated, do not attempt to pass. It may charge.
- If animals walk or run toward you and you cannot turn around, get off your machine and stand to the side of it, keeping the machine between you and the animals.
- If animals are standing calmly, your guide may inch toward them and assess their behavior. You may be able to pass on the opposite side of the road at a slow speed.

Snowmobile regulations



Your guide knows the regulations, but you should be aware of them too.

- All snowmobilers must be led by a guide authorized by the National Park Service (NPS) to operate in Yellowstone National Park.
- All snowmobiles must meet NPS sound and emission requirements.
- Snowmobile operators must have a valid state motor vehicle driver's license in possession. Learner permits are not sufficient.
- Roads are open only 7 AM to 9 PM. Snowmobiles are not allowed to operate in the park between 9 PM and 7 AM.
- Maximum speed limit is 35 mph for snowmobiles, 25 mph for snowcoaches, or less where posted or as conditions warrant.
- Use hand signals when turning or stopping.
- Allow enough distance between snowmobiles when traveling.
- Pass only when safe.
- If you turn around, stay within the road width.
- Drive in single file, on the right side of the road even if the road is rough.
- When stopping, pull to the far right and park in single file.
- Do not idle your machine more than three minutes.
- Stay on designated roads. Sidehilling, bermriding, or any off-road travel is prohibited and carries a fine of up to \$5,000.
- Report accidents to a ranger.
- Operating a snowmobile while intoxicated is illegal. Possession of open alcoholic beverage containers, including bota bags, is illegal.

Wild animals have the right of way

If bison or other wildlife are on the road, stop at least 25 yards away (100 yards for wolves or bears). Pull your machine as far as possible to the opposite side of the road and give them a chance to move off the road.

Keep your food secure



Do not feed any wildlife, including small mammals and birds. Consuming human food is unhealthy and encourages aggressive behavior that may require animals to be destroyed.

All food, trash, and scented items must be kept bear-proof at all times. Tents, truck beds, and picnic tables are not secure. In some areas, ravens have learned how to unzip packs and scatter the contents.

None of these items, even if clean and empty, may be left unattended at any time:

- Water and beverage containers
- Food, including condiments, even if in containers
- Cooking or eating utensils
- Stoves and grills
- Coolers and ice chests
- Garbage—bagged or not
- Food, including condiments, even if in containers
- Cosmetics and toiletries
- Pet food and bowls
- Pails, buckets, and wash basins

Stay on boardwalks



Stay on designated trails and boardwalks. Ground in hydrothermal areas is fragile and thin, and there is scalding water just below. Visitors have fallen through and died here. Keep your children close at hand.

You may be safer on designated trails and boardwalks, however wildlife can still approach you. On trails, boardwalks, and sidewalks, maintain the minimum distance from animals at all times. This might require you to turn back the way you came, or find a safe detour.

Safe selfies



- **Be aware of your surroundings.**
- Stay behind fences and guard rails.
- Do not turn your back on wild animals.
- Keep children close to you at all times.

Programs for young people



Junior Ranger Program

Children ages 4 and older can become a Yellowstone Junior Ranger. Get the Junior Ranger activity book for \$3 at a visitor center and ask for the free winter supplement. Hike, ski or snowshoe a trail, attend a ranger-led program, and complete fun activities in the Junior Ranger book to earn an official Junior Ranger patch.



Expedition Yellowstone

Teachers and their classes are invited to participate in this curriculum-based residential program. Through field investigations, hikes, creative dramatics, journal writing, and group discussions, students learn about the park's natural and cultural resources. Find out more at www.nps.gov/yell/forteachers

Tours and guides



Authorized guides and outfitters

Many authorized guides and outfitters are ready to show you the wonders of Yellowstone, and each has a unique approach. Make sure that your guide, tour company, or other commercial service is fully authorized by the park. Report unauthorized operators to a park ranger, or contact

Concessions Management at 307-344-2271. Authorized providers are listed on the park website at www.nps.gov/yell/planyourvisit/services.htm.

Yellowstone Forever Institute

Programs about wildlife, plants, geology, and history are perfect for curious adults and families who want to spend a day or more exploring the park with a knowledgeable guide. To find out more, call 406-848-2400 or visit www.Yellowstone.org.

Xanterra Parks & Resorts

Under its concessions contract, Xanterra offers a wide variety of park tours and activities. In summer, visitors can enjoy photo safaris, partial or full-day tours, horseback and stage-coach rides, and boating and fishing adventures. In winter, there are partial or full-day tours by heated snowcoach, skiing, and snowshoe adventures. For more information, pick up an Experience Planner at any hotel or visit: www.YellowstoneNationalParkLodges.com.

Be prepared for winter conditions

Clothing

Even in severe winter temperatures, you can be comfortable and safe if you dress properly to prevent chilling and overheating.

Wear clothes in several adjustable layers including:

- a windproof, hooded outer layer
- wool or other insulated garments underneath
- wool or synthetic trousers
- wool or synthetic long underwear
- wind or rain pants for warmth on windy days
- wool socks, gaiters, or overboots
- gloves or wool mittens with waterproof shells.

Avoid tight-fitting garments as they restrict circulation and increase the possibility of frostbite. Do not wear cotton clothes of any kind, including jeans, sweatshirts, underwear, socks. They retain moisture and put you at risk for hypothermia.

Gear

Before you rent or borrow equipment, check for fit and suitability for wilderness use. Essential items for snowmobiling include a helmet, face mask, heavily insulated gloves or



mittens, felt-lined boots, and a heavily insulated snowmobile suit.

Choose skis and boots made for touring or mountaineering. Narrow racing skis may not give you enough surface area to break trail and low shoes may not have enough ankle support.

On day trips, consider taking extra clothing, water, and food; matches or a lighter; a map and compass; and a ski repair kit. If you are planning an overnight ski trip, you must obtain a backcountry permit. In addition to the items you would include for a day trip, or an overnight trip in mild weather, you may also want to pack repair parts and tools, a shovel, a winter tent or bivouac bag, and a probe pole and transceiver.

Park highlights



Castle geyser

History

The park was established in 1872 but people have visited the Yellowstone area for thousands of years. Visit Mammoth Hot Springs to walk the self-guiding trail around Fort Yellowstone. It chronicles the U.S. Army's role in protecting the park. Other historic sites include the Norris Geyser Basin Museum, and the Old Faithful Inn and Historic District.

Hydrothermal features

Geysers, hot springs, mudpots, and fumaroles are evidence of ongoing volcanic activity. In the 50 miles between Mammoth Hot Springs and Old Faithful, you will see travertine terraces, acidic thermal features at Norris Geyser Basin, mudpots and geysers at Fountain Paint Pot, plus beautiful hot

springs at Biscuit and Black Sand basins near Old Faithful. West Thumb Geyser Basin is seventeen miles east of Old Faithful. Mud Volcano is north of Yellowstone Lake.

Grand Canyon

The Grand Canyon of the Yellowstone River extends from south of Canyon Village north to Tower Junction. The most famous and spectacular section, including the Upper and Lower Falls can be seen from the overlooks and trails of the Canyon area.

Wildlife

You can see a variety and abundance of wildlife. All the large mammals present when Yellowstone became a park are here today: grizzly and black bears, wolves, mountain lions, elk, bison, pronghorn, moose, and bighorn sheep. You'll likely see several species of birds, possibly bald eagles.



Lower falls

Availability of Facilities and Services

Services	Canyon Village	Fishing Bridge	West Thumb	Mammoth Hot Springs	Old Faithful	West Entrance & Madison
Medical clinic ⛶				Year-round, except weekends and some holidays. Mon–Thu 8:30 AM–5 PM Fri 8:30 AM–1 PM 307-344-7965		
Warming hut Warming huts provide shelter for skiers, snowshoers, and snowmobilers. 🏠	Canyon Visitor Education Center Lobby 12/15–3/8 9 AM–3 PM Vending machine snacks, cold drinks. Restrooms open 24 hours.	12/18–2/29 Vending machine snacks, cold drinks	12/18–2/29 No food or water available	Mammoth 12/18–2/28 9 AM–5 PM Vending machine snacks, cold drinks, snowmobile fuel. Indian Creek 12/18–2/28 Not staffed, no food or water	12/18–2/28 Daytime only. No Vending.	Madison 12/15–3/15 Light snacks and hot drinks sold during day. Vending machine, snacks available anytime
Fuel Call 406-848-7548 for assistance ⛽	12/15–3/15 Credit card fueling	12/15–3/15 Credit card fueling	Grant Village 12/15–3/15 Credit card fueling	Mammoth Credit card fueling Tower Junction Credit card fueling	12/15–3/15 Credit card fueling	
Supplies and gifts 🛒				General Store 9 AM–6 PM Bear Den Ski Shop 12/15–3/15	Bear Den Gift Shop 12/15–3/15	
Hotel 🛏				Mammoth Hot Springs Hotel CLOSED for renovation	Old Faithful Snow Lodge 12/16–2/27	
Dining 🍴				Terrace Grill 12/16-2/27 General Store Lunch available late fall through early spring	Old Faithful Snow Lodge 12/16–2/27 Geyser Grill 12/15–3/15	
Campground ⛺				All year	With backcountry permit, primitive only 12/15–3/15	
Wi-Fi 📶					Albright Visitor Center: Free	OF Snow Lodge:\$

How do geysers work?



Clepsydra Geyser

The Upper Geyser Basin of Yellowstone National Park has the largest concentration of geysers in the world. Geysers are hot springs with narrow spaces in their plumbing, usually near the surface. These constrictions prevent water from circulating freely to the surface where heat would escape. The deepest circulating water can exceed the surface boiling point (199°F/93°C).

The surrounding pressure also increases with depth, similar to the ocean. Increased pressure exerted by the enormous weight of the overlying rock and water prevents the water from boiling.

As the water rises, steam forms. Bubbling upward, steam expands as it nears the top of the water column until the bubbles are too large and numerous to pass freely through the constrictions. At a critical point, the confined bubbles actually lift the water above, causing the geyser to splash or overflow. This decreases pressure on the system, and violent boiling results. Tremendous amounts of steam force water out of the vent, and the eruption begins.

Water is expelled faster than it can enter the geyser’s plumbing system, and the heat and pressure gradually decrease. The eruption stops when the water reservoir is exhausted or when the system cools.

Yellowstone’s geyser basins contain fountain-type geysers and cone-type geysers. Fountain-type geysers, like Clepsydra (*left*), shoot water out in various directions from a pool of water. Cone-type geysers erupt in a concentrated jet of water from inside a rock formation.

Visitor centers

Albright Visitor Center

Located at Mammoth Hot Springs and open daily, year round, the center offers new wildlife and history exhibits, a bookstore, trip planning, daily ranger programs, and the park’s only **free Wi-Fi**.
Open daily 9 AM–5 PM
Call 307-344-2263

Canyon Visitor Education Center Lobby

Information and vending is available during open hours, restrooms are available 24 hours a day.
Opens for the winter season beginning 12/15/16
Open daily 9 AM–3 PM
Call 307-344-2550

Old Faithful Visitor Education Center

Visit dynamic exhibits about hydrothermal features, and regular ranger programs. Geyser eruption predictions are posted, or call 307-344-2751 for anticipated times.
Opens for the winter season beginning 12/15/16
Open daily 9 AM–5 PM
Call 307-344-2750

West Yellowstone Visitor Information Center

Inside the West Yellowstone Chamber of Commerce
Open Weekdays 8 AM–5 PM
Call 406-646-7701
NPS Desk
Opens for the winter season beginning 12/15/16
Open daily 8 AM–4 PM
Call 307-344-2876

National Park Service ranger-led programs (Free)

Mammoth

Program Descriptions	Sun	Mon	Tues	Wed	Thurs	Fri	Sat
Mammoth Snowshoe Discovery (December 26–March 4) Experience winter beauty on a guided snowshoe walk with a park ranger. <i>Snowshoes can be rented at the Bear Den ski shop next to the Mammoth Hotel, or bring your own.</i> Come prepared with warm, layered clothes, sunglasses, and water. Meet at the Upper Terrace Drive entrance parking area two miles south of Mammoth. Note: If there is a lack of snow, this will become a walk without snowshoes. Moderately strenuous. Beginners welcome! 2 hours .		1 PM 12/26–2/27		1 PM 12/28–3/1			1 PM 12/31–3/4
Ecology of Yellowstone's Northern Range (December 18–March 3) The Northern Range of Yellowstone has always been a premier place to watch wildlife. Learn how all forms of life interact here and how this ecosystem has changed since the restoration of wolves. Meet in Albright Visitor Center in the backcountry permit office (base-ment) . Accessible. 30 minutes .	2 PM 12/18–2/26		2 PM 12/20–2/28		2 PM 12/22–3/2	2 PM 12/23–3/3	
Evening Program in Gardiner (December 24–March 4) Join a park ranger to explore a fascinating aspect of Yellowstone’s natural, cultural, or scenic wonders. Program descriptions will be posted in the Albright Visitor Center in Mammoth. Meet at the <i>Yellowstone Forever</i> building, at the corner of Park St and 3rd St. Use side entrance. Accessible. 1 hour .							7:30 PM 12/24–3/4
Holiday Specials! Programs in Gardiner (December 23–February 19) Special evening programs on the Christmas, New Year’s, MLK, and President’s Day holiday weekends. Join a park ranger for a program that highlights a fascinating aspect of Yellowstone’s wonders. Meet at the <i>Yellowstone Forever</i> building, at the corner of Park St and 3rd St. Use side entrance. Accessible. 1 hour .	7:30 PM 1/15/17 2/19/17					7:30 PM 12/23/16 12/30/16	

Old Faithful

Program Descriptions	Sun	Mon	Tues	Wed	Thurs	Fri	Sat
Geysers Galore! (December 15–March 15) Discover more about Yellowstone’s fascinating geysers and geologic story. Meet a park ranger at the benches in front of Old Faithful . Accessible. 20 minutes .	Inquire in OF Visitor Education Center 12/18–3/12	Inquire in OF Visitor Education Center 12/19–3/13	Inquire in OF Visitor Education Center 12/20–3/14	Inquire in OF Visitor Education Center 12/21–3/15	Inquire in OF Visitor Education Center 12/15–3/9	Inquire in OF Visitor Education Center 12/16–3/10	Inquire in OF Visitor Education Center 12/17–3/11
Old Faithful Evening Program (December 16–February 26) Explore a fascinating aspect of Yellowstone’s natural, cultural, or scenic wonders. Meet in the Old Faithful Visitor Education Center . Doors open at 7 PM. Enter via the main doors on the parking lot side. Program titles and descriptions are posted at the Old Faithful Visitor Education Center and the Old Faithful Snow Lodge. Accessible. 45 minutes .	7:30 PM 12/18–2/26	7:30 PM 12/19–2/20				7:30 PM 12/16–2/24	7:30 PM 12/17–2/25

West Yellowstone

Program Descriptions	Sun	Mon	Tues	Wed	Thurs	Fri	Sat
Snowshoe Walk (December 17–March 5) Discover Yellowstone’s winter ecology while snowshoeing. Join a park ranger for a 2-mile walk along the Riverside Trail. Meet at the West Yellowstone Visitor Information Center at the corner of Yellowstone Avenue and Canyon Street in West Yellowstone, Montana. Bring snowshoes, water, and a snack. No experience necessary. For information, please call 307-344-2876. 2 hours .	10 AM 12/18–3/5						10 AM 12/17–3/4
Afternoon Talk in West Yellowstone (December 17–March 5) Join a ranger for a program highlighting a fascinating aspect of Yellowstone’s natural, cultural, or scenic wonders. Program descriptions will be posted in the West Yellowstone Visitor Information Center (corner of Yellowstone Ave. and Canyon St.), and at the Grizzly and Wolf Discovery Center at 201 South Canyon Street. Talks are free and open to the public. <i>The program is free. However, there is a fee to visit the rest of the Grizzly and Wolf Discovery Center.</i> Accessible. 45 minutes .	Grizzly and Wolf Discovery Center 2 PM 12/18–3/5						Grizzly and Wolf Discovery Center 2 PM 12/17–3/4

Activities by Yellowstone National Park Lodges

Interpretive Snowcoach Tours

Full & half-day adventures in heated oversnow vehicles	Sun	Mon	Tues	Wed	Thurs	Fri	Sat
From Mammoth to Old Faithful \$117 4 hours, 30 minutes	7:45 AM 1:45 PM	7:45 AM 1:45 PM	7:45 AM 1:45 PM	7:45 AM 1:45 PM	7:45 AM 1:45 PM	7:45 AM 1:45 PM	7:45 AM 1:45 PM
From Old Faithful to Mammoth \$117 4 hours, 30 minutes	7:45 AM 1:45 PM	7:45 AM 1:45 PM	7:45 AM 1:45 PM	7:45 AM 1:45 PM	7:45 AM 1:45 PM	7:45 AM 1:45 PM	7:45 AM 1:45 PM
Canyon Day Tour from Old Faithful (December 21–February 27) \$234.50 Deli lunch included. Order the evening prior from the front desk. 9 hours 45 minutes.	8:15 AM– 6 PM	8:15 AM– 6 PM		8:15 AM– 6 PM		8:15 AM– 6 PM	8:15 AM– 6 PM
Firehole Basin Adventure (December 21–February 27) \$64.50 Leaves from Old Faithful. 3 hours 15 minutes.	12:45 PM –4 PM	12:45 PM –4 PM	12:45 PM –4 PM	12:45 PM –4 PM	12:45 PM –4 PM	12:45 PM –4 PM	12:45 PM –4 PM
Old Faithful Photo Safari (December 21–February 26) \$252 Deli lunch included. Order the evening prior from the front desk. 8 hours 15 minutes.		7:45 AM– 4 PM	7:45 AM– 4 PM		7:45 AM– 4 PM	7:45 AM– 4 PM	
Across the Great Divide (December 21–February 27) \$71.00 Leaves from Old Faithful. 4 hours 15 minutes.	7:45 AM– 12 PM	7:45 AM– 12 PM	7:45 AM– 12 PM	7:45 AM– 12 PM	7:45 AM– 12 PM	7:45 AM– 12 PM	7:45 AM– 12 PM
Madison Wildlife Excursion (December 21–February 27) \$93 Leaves from Old Faithful. 4 hours 45 minutes.	12:45 PM –5:30 PM	12:45 PM –5:30 PM	12:45 PM –5:30 PM	12:45 PM –5:30 PM	12:45 PM –5:30 PM	12:45 PM –5:30 PM	12:45 PM –5:30 PM
Steam, Stars, and Winter Soundscapes (December 20–February 27) \$51.50 No child discount. Leaves from Old Faithful. 2 hours 15 minutes.	6:45 PM– 9 PM	6:45 PM– 9 PM	6:45 PM– 9 PM	6:45 PM– 9 PM	6:45 PM– 9 PM	6:45 PM– 9 PM	6:45 PM– 9 PM

Ski & Snowshoe Tours

Tour Description	Sun	Mon	Tues	Wed	Thurs	Fri	Sat
Grand Canyon Ski Tour (December 22–February 25) \$264 Leaves from Old Faithful. Deli lunch included. Order the evening prior from the front desk. 9 hours 15 minutes.	7:45 AM– 6 PM		7:45 AM– 6 PM		7:45 AM– 6 PM		
Grand Canyon Snowshoe Tour (December 23–February 27) \$264 Leaves from Old Faithful. No child discount. Deli lunch included. Order the evening prior from the front desk. 9 hours 15 minutes.				7:45 AM– 6 PM			7:45 AM– 6 PM
Guided Snowshoe Tour at Old Faithful. (December 20–February 27) \$38 with snowshoe rental, \$30 without snowshoe rental. No child discount. 3 hours 15 minutes.	8:15 AM 1:15 PM	8:15 AM 1:15 PM	8:15 AM 1:15 PM	8:15 AM 1:15 PM	8:15 AM 1:15 PM	8:15 AM 1:15 PM	8:15 AM 1:15 PM
Lonestar Excursion Snowshoe or Ski (December 27–February 21): \$57 Sundays only. Leaves from Old Faithful. Deli lunch included. Order the evening prior from the front desk. 5 hours 15 minutes.	11:45 AM –5 PM						

Shuttles

Drop-offs and skier shuttles (minimum 3 people)	Sun	Mon	Tues	Wed	Thurs	Fri	Sat
Old Faithful Snow Lodge to Divide Trailhead or Fairy Falls (Dec. 27–Feb. 27) one way. No pickups. You must return by ski or snowshoe \$28.50 to Divide Trailhead; \$22 to Fairy Falls	8:15 AM 9:15 AM (Fairy) 10:15 AM	8:15 AM 9:15 AM (Fairy) 10:15 AM	8:15 AM 9:15 AM (Fairy) 10:15 AM	8:15 AM 9:15 AM (Fairy) 10:15 AM	8:15 AM 9:15 AM (Fairy) 10:15 AM	8:15 AM 9:15 AM (Fairy) 10:15 AM	8:15 AM 9:15 AM (Fairy) 10:15 AM
Mammoth Terraces to Indian Creek (December 17–February 28): \$28.50 each way. No pickups after 3 PM. Skiers taking the shuttle at 1 PM must ski back to Mammoth.	Check in: 9:15 AM 11:15 AM 1:30 PM Pick up: 12 PM 3 PM		Check in: 9:15 AM 11:15 AM 1:30 PM Pick up: 12 PM 3 PM		Check in: 9:15 AM 11:15 AM 1:30 PM Pick up: 12 PM 3 PM		Check in: 9:15 AM 11:15 AM 1:30 PM Pick up: 12 PM 3 PM

On designated tours, children aged 3–11 years old are half price. Rates listed are valid January 1–March 3, 2017, and do not include tax or utility fee. To reserve, stop by one of the hotel front desks or call 307-344-7311 toll-free 866–Geyserland (866-439-7375) TTY 307-344-5395 www.YellowstoneNationalParkLodges.com



Tours and shuttles are available on snowcoaches outfitted for Yellowstone's winter road conditions



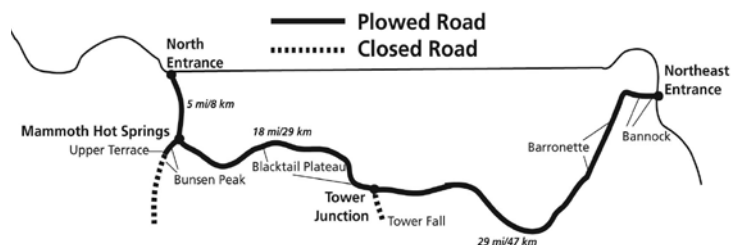
Visitors can ski or snowshoe to Lonestar geyser on their own or with a guided tour.

Ski and snowshoe trails

Yellowstone offers a variety of enjoyable and challenging trails for skiing and snowshoeing throughout the park. Track is set on a few trails, others may be groomed, and all unplowed roads and trails are open to skiing and snowshoeing. Equipment rental is available in several communities around the park; and ski shop services, including lessons, rentals, and repairs, are available at the Bear Den ski shops at Mammoth Hot Springs and Old Faithful.

Brochures with general trail maps and trail descriptions can be obtained at visitor centers, ranger stations, and ski shops. Some suggested trails are also listed below. One-way or round-trip skier shuttles may be offered to specific trails in the park for a fee. See page 7 for shuttle details and visit www.nps.gov/yell/planyourvisit/skiyell.htm for more information.

Northern Range trails



In winter, **Upper Terrace Drive** becomes a groomed 1.5-mile loop ski trail. You'll have views of the steaming lower terraces and historic Fort Yellowstone. This is a hydrothermal area; please stay on the trail.

The 6-mile **Bunsen Peak** trail (one-way) follows the old road; it is steep and has sharp turns. Along the trail, you will have views of the Gallatin Mountains and the Gardner River Canyon.

Blacktail trail begins 8 miles east of Mammoth and follows an unplowed 8-mile road (one-way). Enjoy vistas of meadows surrounded by mountain peaks, and look for elk and bison scattered throughout their winter range.

Tower Fall trail begins at the parking area southeast of Tower Junction. It follows the unplowed Tower-Canyon road for 2.5 miles up a gradual slope past Calcite Springs Overlook to Tower Fall. Great views of the Yellowstone River Canyon, occasional bison, bighorn sheep, and bald eagles.

Old Faithful trails

Lone Star Geyser trail is a moderate 9-mile trail (round-trip). It begins at the Old Faithful Snow Lodge and takes you to Kepler Cascades. From there, follow a groomed service road alongside the Firehole River to Lone Star Geyser. The geyser erupts about every three hours from a 12-foot high cone. Beginning skiers should return the same way; more advanced skiers may choose to return via the steeper Howard Eaton Trail.

Take a shuttle to the southern end of the **Fairy Falls** trailhead, leading to one of the most spectacular ice-encrusted falls in the park. Be alert for falling trees in areas of burned forest. Return to Old Faithful on the trail next to the road until you reach Biscuit Basin Trail, which crosses the Upper Geyser Basin and Morning Glory Pool for an easy 11-mile round-trip.

West Yellowstone trail

Riverside trail begins on Boundary Street and heads one mile through forest to the Upriver and Downriver loops. Both loops provide scenic views of the Gallatin Range and Madison River. Total distance varies from 2 to 9 miles, depending on your route.



Be safe and smart while skiing and snowshoeing in Yellowstone

Skiing and snowshoeing are excellent ways to experience the unique beauty and solitude of a winter in Yellowstone. The trails in Yellowstone offer a wide range of scenery, terrain, and difficulty. Before venturing out into Yellowstone's winter wonderland, make sure you have properly planned and are prepared for the challenges brought on by extreme cold and deep snow.

Be prepared

- Let friends or family know where you are going and when you plan on returning. Do not travel alone.
- Evaluate your party's capabilities and plan your outing so that everyone will enjoy it. Also know your equipment's capabilities and weaknesses, and be prepared to make repairs.
- Exertion in dry mountain air can dehydrate you. Carry and drink plenty of water, and bring high energy food.



- Be prepared to set up an emergency shelter. Bring a first-aid kit, space blanket, extra clothing, and headlamp.
- Carry and know how to use a map and compass or other navigational aid.
- Protect yourself from the intense winter sun. Use sunglasses or ski goggles and sunscreen.

Winter hazards

- Check weather and avalanche forecasts. High winds and snow can create dangerous whiteout and high avalanche conditions where route finding may become difficult.
- Do not leave designated trails in hydrothermal areas. Avoid getting close to geysers, hot springs, or mudpots. You may fall through overhanging snow ledges or thin crust.
- Know how to recognize avalanche terrain and avoid known avalanche paths. Avalanches are more likely to occur during or after heavy fresh snowfall, high winds, or extreme temperature changes.
- Take preventative measures to avoid the dangers of cold weather. Stay dry and learn how to recognize the signs of hypothermia and frostbite—they can set in quickly.
- Bears may be active at any time of year—be alert for signs of bear activity.

Etiquette

- Do not walk on snowshoe or ski trails.
- Snowshoe parallel to the ski track.
- Yield to faster skiers or those going downhill.
- Detour around wildlife—do not approach.

For detailed information on winter trails, routes, and winter safety, contact the Central Backcountry Office or request a Winter Backcountry Trip Planner (available online or from any visitor center).

Interagency Annual Pass



America the Beautiful: *National Parks and Federal Recreational Lands Pass*

The Interagency Annual Pass is valid at federal recreation sites, including national parks

and wildlife refuges, where entrance fees are charged. You can purchase it at Yellowstone’s entrance stations, at Yellowstone Forever stores, or visit <http://store.usgs.gov/pass>

The pass is not good for camping or for some other fees such as concessionaire parking fees at Mount Rushmore, or cave tours at various parks. Inquire locally.

Already paid?

Apply the cost of your Yellowstone entrance fee to the purchase of this pass at Yellowstone Forever stores located in visitor centers, at the Bozeman Yellowstone International Airport, and Gardiner.

Free NPS Yellowstone Apps



NPS Yellowstone National Park

Discover the stories behind scenery as you explore Yellowstone. Learn about historic places and natural features. Find visitor centers, places to stay and eat, and shopping and services throughout the park.

Features

- **Interactive map** is easy to use. Use “Locate me” to always know where you are.
- Discover rich natural and cultural resources with self-guided walking **tours**.
- Get information about **special events** and programs, including links to geyser predictions and road construction.
- Share a digital **postcard** with friends and family.
- **Accessibility** information for facilities and some trails in the park, audio-described sites, and alternative text for images.

Download the app media before you arrive. Cell service and Wi-Fi are limited in Yellowstone.



NPS Yellowstone Geysers

Discover the natural wonder of the most famous geyser of all, Old Faithful, and other geysers with this free app that you can use during your visit to the park and at home. App access in the park is limited by cellular network availability.

Features



- Shows **predictions** for up to six Yellowstone geysers—including Old Faithful.
- **Learn** how geysers work and why some are predictable.
- **View** eruptions via live streaming webcam, where available.
- **Browse** galleries of past eruptions.



Google Play® is a trademark of Google Inc.



The Apple® logo is a trademark of Apple Inc., registered in the U.S. and other countries. App Store® is a service mark of Apple Inc.

Annual and lifetime passes



Yellowstone and Grand Teton national parks charge separate entrance fees. People visiting both parks can save money by purchasing a two-park pass or an Interagency Annual Pass.

Annual Passes (Photo ID required)

Yellowstone National Park	\$60
Interagency (multiple federal fee areas)	\$80
Active Duty Military	Free[§]
Every Kid in a Park 4th Grade	Free[†]

Lifetime Passes (US Citizens / Permanent Residents)

Interagency Senior (age 62 +)	\$10[‡]
Interagency Access (Permanently disabled)	Free[‡]

[§] Annual pass for active duty U.S. military and dependents with proper identification: CAC or DD Form 1173 only.

[†]Printed paper voucher from *Every Kid in a Park* website (<http://everykidinapark.gov>) must be presented to redeem annual pass. Student must be present in vehicle at time of use.

[‡]Golden Age Passports and Golden Access Passports are still accepted, or can be exchanged for newer passes.

Your Fee Dollars at Work

This guide is printed using your fee dollars

Thank you for your support.

EXPERIENCE YOUR AMERICA™

Follow @YellowstoneNPS



Plan ahead for another visit

Are you ready for another Yellowstone adventure? Planning ahead is crucial to getting the most out of your visit to Yellowstone, at any time of year.

Consider a visit during the “shoulder seasons”

Peak season in Yellowstone is between Memorial Day and Labor Day. Over 90 percent of our visitors arrive in the park during this time. Maximum visitation is from mid-July to mid-August.

Weather in the “shoulder seasons” of April–May and October–November may be less predictable; but those months can be some of the best times to see the park’s wildlife and hydrothermal features.

Tour early in the day

Visitors can avoid crowds by traveling early in the day. Most people tour the park from 10:00 AM to 6:00 PM. Wildlife are most active at sunrise and sunset, arriving before 8 AM helps to optimize your chances of observing animals during their active periods.

Visit an off-the-beaten-path destination

Try taking a day hike, or one of our historic walking tours.

Explore other national park units, national forests, state forests, and state parks in the area. The entire Yellowstone region offers an amazing variety of public lands for recreation and enjoyment.

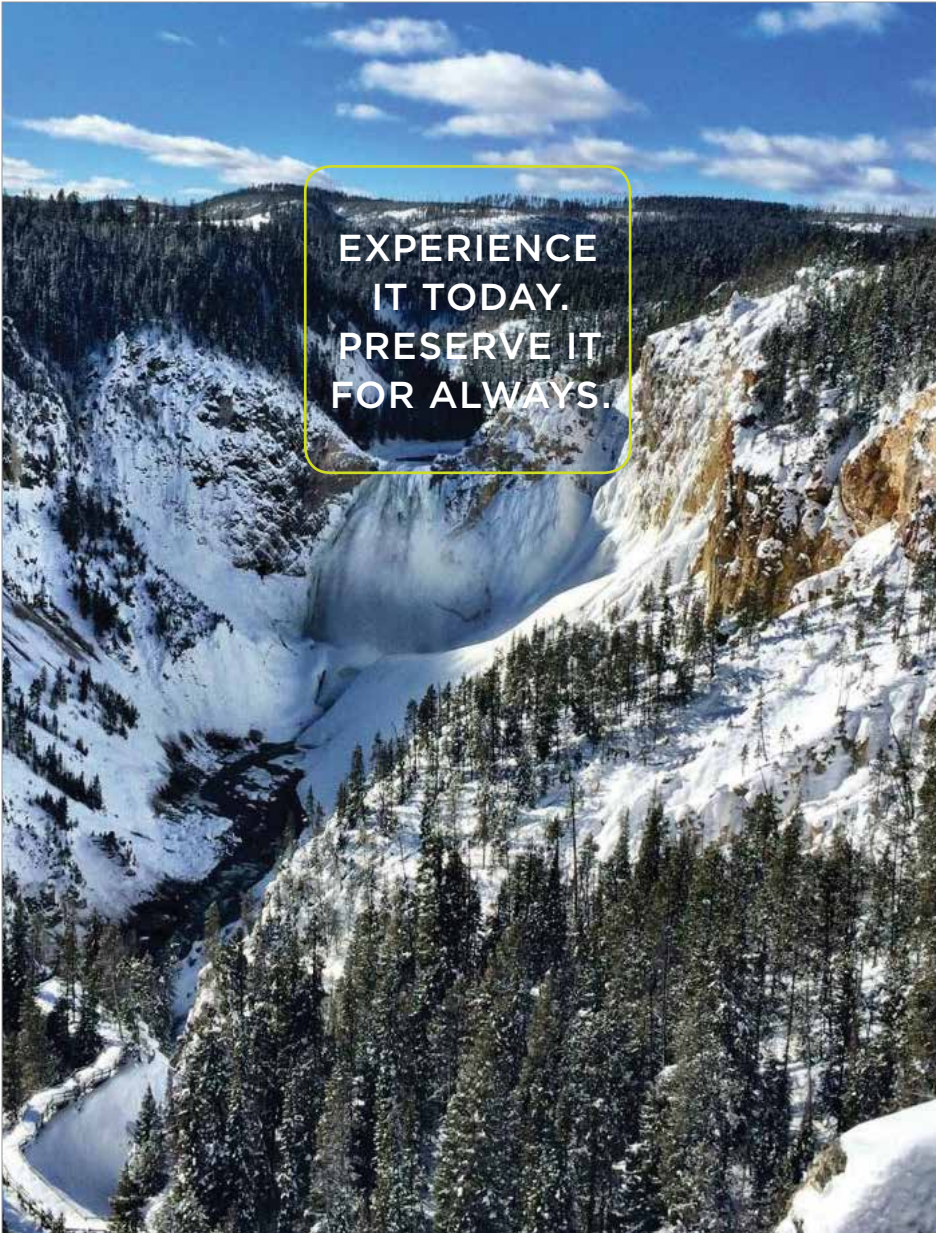


PHOTO: ARTIST POINT VIEW; DYLAN HOFFMAN

YELLOWSTONE FOREVER

Yellowstone Forever connects people to Yellowstone National Park through outstanding visitor experiences and educational programs, and translates those experiences into lifelong support and philanthropic investment to conserve and enhance the park for the future.

Preserve Yellowstone National Park for future generations. Join more than 50,000 Yellowstone Forever supporters around the world who have made a commitment to visitor education and park preservation.

Gain a deeper connection to the park. The Yellowstone Forever Institute offers programs that help foster lifelong connections to Yellowstone and the natural world.

Support Yellowstone through our educational Park Stores. Visit our year-round locations in Mammoth Hot Springs, Old Faithful, Bozeman Yellowstone International Airport, and Gardiner.

OFFICIAL NONPROFIT PARTNER OF YELLOWSTONE

Yellowstone.org     406 | 848 | 2400

SETTING the STANDARD for AMERICA'S NATIONAL PARKS

DELAWARE NORTH OPERATES TWELVE GENERAL STORES IN YELLOWSTONE NATIONAL PARK. EACH STORE IS UNIQUE IN ARCHITECTURE, AND LOCATED IN A SCENIC SETTING THAT IS ALWAYS CONVENIENT. OFFERINGS INCLUDE FOOD AND BEVERAGE SERVICES, GROCERY, SOUVENIRS, APPAREL, OUTDOOR GEAR AND SUPPLIES. VISITORS WILL FIND OUR STAFF TO BE HELPFUL IN ASSISTING WITH MERCHANDISE, SCENIC STOPS OR WILDLIFE SIGHTINGS.



Food and beverage services offer a variety of selections to satisfy any wilderness hunger. Relax to a cup of coffee, scoop of ice cream, or trail ready snacks while taking in the wonders of Yellowstone.

Discover volumes of books and explore the wide spectrum of collectibles and novelties in our souvenir areas. Our apparel departments provide a variety of items relating to the different areas of the Park. We offer supplies for a cookout, a night of camping, and a day of fishing, hiking, boating, and wildlife watching.

Visit Old Faithful, Fishing Bridge and Canyon Stores to experience our Pathways to Yellowstone program and meet talented local artists and authors.

Our award winning Environmental Management System, GreenPath, has a goal to provide stewardship and hospitality services to our guests while simultaneously preserving the natural wonders where we operate.



Authorized
Concessioner

www.VisitYellowstonePark.com

*"I came to Yellowstone
to find happiness in an otherwise
mundane life. I had a great job, a
house, and lots of toys.
What I didn't have was happiness,
passion, or purpose.*

*Then the strangest thing happened.
I did find happiness.*

*I found my **peace** in nature,
my **passion** in photography,
and my **home** in Yellowstone."*

-Ricky Harney, Employee, Photographer, and Writer

YELLOWSTONE
NATIONAL PARK LODGES

Legendary Hospitality by Xanterra

YellowstoneJobs.com



Authorized
Concessioner

Photo credit: Ricky Harney, Healing Soul Photography

Partners in Sustainability

The National Park Service mission

The National Park Service preserves unimpaired the natural and cultural resources and values of the national park system for the enjoyment, education, and inspiration of this and future generations.

Our commitment to environmental stewardship extends to sustainable operations and facilities. Yellowstone National Park, park concessioners, and partners work together to reduce the park's ecological footprint from our operations and the services we provide, preserving natural resources through sustainable practices and extending the benefits of resource conservation and outdoor recreation throughout this country and the world.

During your time in Yellowstone and beyond, we encourage you to do your part by practicing the following:



Minimize waste and properly dispose of all waste items. Recycling bins are located throughout the park for plastic, glass, metal, paper, cardboard, propane canisters, bear spray, batteries, and more.



We encourage you to stay hydrated during your visit. We also ask visitors to please use a reusable water bottle and fill it up for free at our many water filling locations. All Yellowstone tap water is clean and ready to drink. Water in cans or boxes is sold in some stores as an alternative to single-use plastic containers.



In an effort to reduce harmful emissions from idling, turn your vehicle off while you are parked or stopped for more than 30 seconds. Emissions can also be reduced by carpooling and utilizing transportation services to tour the park.



Reduce energy use by turning off lights, heat, and electrical devices when you leave your rooms.



Help reduce water consumption by being aware of your water use. Turn water off while brushing your teeth, shorten showers, and participate in towel and linen reuse programs if you are staying in park lodging.

This sustainability message is brought to you by the Yellowstone Environmental Coordinating Committee (YECC), a team of National Park Service employees, park concessioners, and non-profit partners combining efforts to realize sustainability achievements in Yellowstone National Park. The YECC is comprised of representatives from Delaware North Companies, Medcor Inc., National Park Service, Xanterra Parks & Resorts, Yellowstone Forever, and Yellowstone Park Service Stations.

Changing climate, new challenges



Climate change poses a major threat to sensitive species like the American pika (*Ochotona princeps*).

The National Park Service anticipates that climate change will create significant challenges to the preservation of park resources, infrastructure, and visitor experience.

Within Yellowstone specifically, scientists expect ecosystem changes due to increased temperatures and changing rain and snow patterns. Some observed and expected effects of climate change are:

- Average temperatures in the park are higher now than they were 50 years ago, especially during springtime.
- In the last 50 years, the growing season has increased by roughly 30 days in some areas of the park.
- Snowpack throughout the area is decreasing and snow is melting faster in the spring. The change in snowpack levels could impact agriculture and municipal water supplies downstream.
- The alpine zone, which currently begins at 9,500 feet, may shift higher, decreasing or eliminating species that live in this important habitat.
- Wildland fire in the western states is expected to intensify and become more frequent. Fires will likely continue to occur over longer periods of the year—an extended "fire season".
- Increases in insect or disease infestations in trees are likely. Currently, five types of insect pest and one nonnative fungus are attacking regional forests.
- Declining wetlands will decrease essential habitat for frogs, salamanders, and many birds and insects.
- Grassland animals should be able to find suitable habitat. However, migration patterns may change as vegetation growth begins earlier in spring.
- Grizzly bears may have less of some of their most nutritious foods such as whitebark pine nuts and army cutworm moths.
- Native plants may be lost and replaced with nonnative invasive exotic plants more adapted to earlier, wetter springs, and dryer late-season conditions.



The elusive wolverine (*Gulo gulo*) requires deep snow to build a den for breeding. Decreased snowpack may cause declines in the already sparse population.

MEDICAL SERVICES AT YELLOWSTONE

EMERGENCIES Dial "911" or contact a National Park Service ranger. Specially trained rangers provide rescue, emergency care, and ambulance service.

MEDICAL CLINICS Medcor operates three urgent-care clinics within Yellowstone, staffed by a board-certified physician, PAs, NPs, and RNs. These clinics are open to the public and are equipped for most medical emergencies as well as routine care. Services include injury and illness treatment, x-rays, and some lab and pharmacy. If in-patient care or advanced services are required, the clinic staff can stabilize patients and arrange for appropriate transfer to a hospital.

EASTERN IDAHO REGIONAL MEDICAL CENTER Air and ground ambulance, emergency medical direction, training, and trauma/specialty care from one of the top Trauma Centers in the U.S. www.eirmc.com

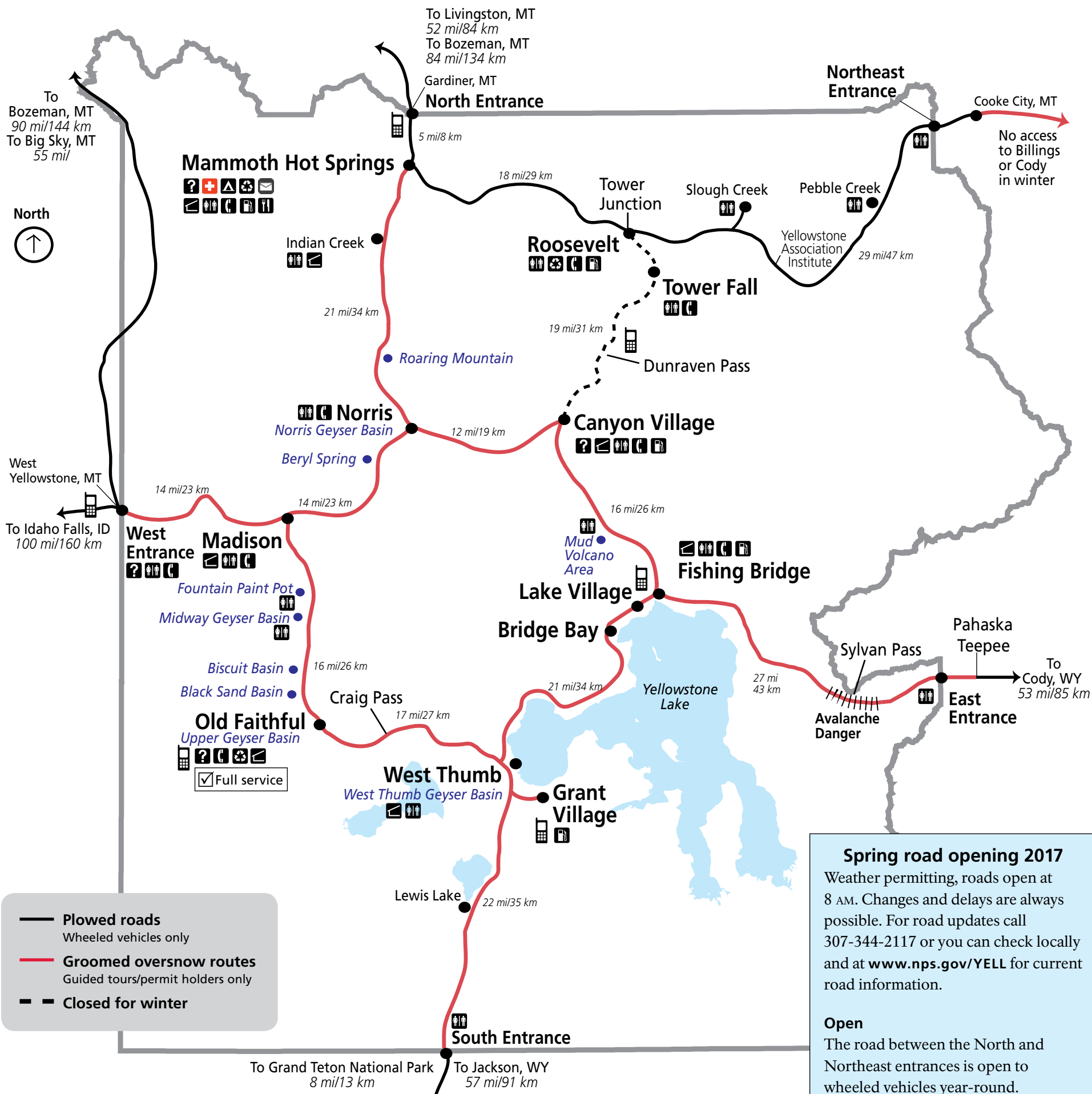
+ **Mammoth Clinic** (307) 344-7965
Open year round Mon - Fri
June 1 - September 30;
also open Sat & Sun

+ **Lake Clinic** (307) 242-7241
Open mid May - late September;
7 days a week

+ **Old Faithful Clinic** (307) 545-7325
Open mid May - early October;
7 days a week

Call for hours of operation. Walk-in patients welcome.
For more information visit www.medcor.com/Yellowstone





Spring road opening 2017
 Weather permitting, roads open at 8 AM. Changes and delays are always possible. For road updates call 307-344-2117 or you can check locally and at www.nps.gov/YELL for current road information.

Open
 The road between the North and Northeast entrances is open to wheeled vehicles year-round.

April 21
 Mammoth to Old Faithful; Madison to West Entrance; Norris to Canyon.

May 5
 Canyon Junction to Lake; Lake to East Entrance (Sylvan Pass).

May 12
 West Thumb to Old faithful; Lake to South Entrance; Tower Junction to Tower Fall.

May 26
 Tower Fall to Canyon Junction (Dunraven Pass); Beartooth Highway.

Oversnow travel ends in March 2017
 Roads close at 9 PM.

March 5
 Mammoth to Norris.

March 7
 Madison to Norris to Canyon.

March 12
 Canyon to East entrance.

March 15
 All other roads close.