

YELLOWSTONE Today



Winter 2007–2008

Official Newspaper of Yellowstone National Park

National Park Service
U.S. Department of the Interior



Barrow's Goldeneyes float the open rivers and streams of Yellowstone in winter.

Yellowstone National Park's Mission

Preserved within Yellowstone National Park are Old Faithful and the majority of the world's geysers and hot springs. An outstanding mountain wildland with clean water and air, Yellowstone is home of the grizzly bear and wolf and free-ranging herds of bison and elk. Centuries-old sites and historic buildings that reflect the unique heritage of America's first national park are also protected. Yellowstone National Park serves as a model and inspiration for national parks throughout the world.

Mission of the National Park Service

The National Park Service preserves unimpaired the natural and cultural resources and values of the national park system for the enjoyment, education, and inspiration of this and future generations. The National Park Service cooperates with partners to extend the benefits of natural and cultural resource conservation and outdoor recreation throughout this country and the world.

Snow and cold combine with natural wonders to create an incomparable winter experience in Yellowstone. Prepare yourself well to enjoy your winter visit safely.

- ◆ Use extra care near canyons, waterfalls, hydrothermal areas, overlooks, and wildlife.
- ◆ Watch your children. Your hand and voice may be too far away once your child leaves your side.
- ◆ The only road open for year-round automobile travel is North Entrance to 7 miles east of the Northeast Entrance. Mud/Snow tires or chains are recommended and may be required.

- ◆ Before beginning your trip—whether by car, skis, or snowshoes—obtain current road and weather reports.
- ◆ Dress for winter—wear wool or synthetics, never cotton, and layer clothing. For more gear tips, see page 5.
- ◆ Plan outings to match your group's abilities so everyone can enjoy themselves and stay safe. For more safety tips, see page 5.
- ◆ Keep your distance from wildlife—100 yards from bears, 25 yards from bison, elk, bighorn sheep, deer, moose, wolves, coyotes—and never feed them or other animals, including birds. For more park safety tips and regulations, see page 2.

In This Issue

| | |
|------------------------------|-------------------|
| Safety & Rules | Front Cover, 2, 4 |
| Visiting In Winter..... | 3 |
| Winter Safety Tips | 4 |
| Skiing and Snowshoeing | 5 |

| | |
|---------------------------|------------|
| MAP | Back Cover |
| Activities | 6 |
| Ranger-led Programs | 7 |
| Learn & Explore..... | 9 |
| Services | 10–11 |



**YELLOWSTONE
ASSOCIATION**

P.O. Box 117, Yellowstone National Park, WY 82190


Visit our website at
www.YellowstoneAssociation.org
to join the Association or renew your membership.

PRSR STD
US POSTAGE
PAID
BOZEMAN, MT
PERMIT #106

Be Safe! and legal

2

Winter 2007-2008



Danger!

SCALDING WATER

Beautiful but deadly: Yellowstone's hydrothermal features can kill you. Their waters are frequently near or above boiling. Their crust is thin, breaks easily, and often overlies scalding water.

- ◆ Stay on boardwalks and designated trails. They protect you and delicate formations.
- ◆ Keep your children close to you at all times; make sure they understand the danger.
- ◆ Pets are prohibited in hydrothermal areas.
- ◆ Swimming or bathing is prohibited in hydrothermal pools or streams where water flows entirely from a hydrothermal spring or pool.
- ◆ Where swimming is allowed, swim at your own risk. Yellowstone's natural waters tend to be very hot or very cold, and immersion in extreme temperature water can be fatal. Thermal water can also harbor organisms that cause a fatal meningitis infection or Legionnaires' disease. Exposing your head to thermal water by immersion, splashing, touching your face, or inhaling steam increases your risk of burns and infection.

TOXIC GASES

Toxic gases exist in Yellowstone. Dangerous levels of hydrogen sulfide, carbon dioxide, and carbon monoxide have been measured in some hydrothermal areas. *If you feel sick, leave the location immediately.*

WILDLIFE JAMS

Wild animals are dangerous. To protect yourself and wildlife, follow these guidelines when viewing or photographing roadside wildlife, whether you are alone or in a wildlife jam:

- ◆ Park in established turnouts and make sure your car is completely off the paved roadway.
- ◆ Make sure you put your vehicle into park, and engage your parking brake.
- ◆ If you exit your vehicle, stay near your vehicle so you can get inside if the bear or other wildlife approaches.
- ◆ Avoid being struck by a moving vehicle, do not stand in the road to view or photograph wildlife.
- ◆ Never surround, crowd, approach, or follow wildlife.
- ◆ Don't block an animal's line of travel.
- ◆ Do not run or make sudden movements—this may cause predators to attack.
- ◆ If other people in the area are putting you in danger, leave the scene and/or notify a park ranger.
- ◆ Do not ever feed wildlife, including birds.

Watch for Ice on Roads and Trails

Only two park roads are plowed:

- 1 Between the North Entrance and Cooke City, Montana
- 2 From Mammoth Hot Springs to the parking area at the Upper Terraces

- ◆ They are maintained only during daylight hours and may close during severe storms.
- ◆ Expect snowpack, ice, frost heaves, drifts.
- ◆ Mud/Snow tires or tire chains may be required and are recommended always.

- ◆ Speed limit for all vehicles, including snowmobiles, is 45 mph (73 kph), or lower where posted—such as from West Entrance to Old Faithful.
- ◆ Do not stop on the road or block traffic when viewing wildlife or scenery. Use pullouts.

- ◆ Trails and overlooks may be snow-covered, icy, and dangerous.
- ◆ Obey all trail closures. Proceed cautiously at all times and watch your children.

Other Rules and Safety Information

Attention Anglers The fishing season ends in early November and reopens in late May.

Backcountry Permits Permits are required for overnight backcountry use. Obtain them in person up to 48 hours in advance from any ranger station. Rangers will provide information on weather, trails, snow conditions, and any special winter hazards. Backcountry winter campers must carry stoves and fuel for cooking and melting snow; no wood fires allowed.

Falling Trees Avoid areas with dead trees (snags). They may suddenly fall, especially on windy days.

High Altitude Most of the park is above 7,500 feet (2,275 m). Allow time to acclimate; be aware of your physical limitations; don't overexert. Individuals with preexisting cardiac or respiratory problems may be at risk just by being at this altitude. Drink plenty of water to forestall dehydration. Stop and rest often.

Hypothermia & Frostbite Hypothermia is a rapid loss of body heat that can cause death if not treated. Early warning signs include shivering, slurred speech, memory lapses, drowsiness, and exhaustion. Know these warning signs and how to treat them. Seek help as soon as you can. Frostbite can permanently damage tissue and affect use of fingers, toes, nose, ears, or other extremities. Protect yourself with warm, layered clothing, and frequent stops to warm up.

Lost & Found Call 307-344-5387 to report or retrieve items lost in lodging facilities; call 307-344-2109 to report or retrieve items lost in other parts of the park.

Pets Pets must be leashed. They are prohibited on all trails, in the backcountry, and in hydrothermal areas. Pets are not allowed more than 100 feet from a road or parking area. Leaving a pet unattended and/or tied to an object is prohibited.

Winter Camping Winter car-camping is available only at Mammoth Campground. Heated restrooms and water are available; wood fires are allowed. No overnight camping or stopping allowed elsewhere. Primitive winter camping is available at Old Faithful on a limited basis and at backcountry sites. No facilities. Permit required.

Seat Belts Each vehicle occupant must have a safety belt or child restraint system fastened when the vehicle is in motion.

Theft Lock your vehicle; keep all valuables hidden; label all valuable property with your name, address, or identification number; report theft or vandalism to a ranger.

Additional safety tips for winter on page 4.

These Actions Are Illegal

- ◆ speeding (radar enforced)
- ◆ driving while intoxicated (open container law enforced)
- ◆ leaving detachable side mirrors attached when not pulling trailers
- ◆ traveling off-road by vehicle, snowmobile, or bicycle
- ◆ improperly storing food
- ◆ violating camping regulations & rules
- ◆ having pets off leash or on trails and boardwalks
- ◆ littering
- ◆ swimming in hydrothermal pools
- ◆ traveling off boardwalks or designated trails in hydrothermal areas
- ◆ removing or possessing natural or cultural items
- ◆ violating fishing regulations
- ◆ feeding or approaching wildlife
- ◆ spotlighting (viewing with artificial light) elk, deer, or other animals
- ◆ imitating wolf howls, elk calls, or using elk buglers
- ◆ using electronic equipment capable of tracking wildlife

Know These Numbers

25

= the number of YARDS you must stay away from all wildlife—except...

100

= the number of YARDS you must stay away from a bear

45

= the maximum speed limit in the park unless otherwise posted

911

= the number to call in an emergency

Law enforcement rangers strictly enforce all park regulations to protect you and the park.

Enjoying Winter

In a car You can drive from the North Entrance to Cooke City, MT, year-round. You will see spectacular scenery and probably pronghorn, elk, bison, and possibly wolves.

On skis or snowshoes Choose from many trails in the park. Information is available at visitor centers, warming huts, winter trailheads, and at www.nps.gov/yell/planyourvisit/winteract.htm. See also pages 5, 6, and 7 for tips and guided trips.

In a snowcoach Enjoy the warmth and comfort of a snowcoach. You can book a trip with snowcoach operators listed at the website above; also see page 6.

On a snowmobile You can book a snowmobile trip with a guide. A limited number of snowmobiles will be allowed in the park each day. Reservations ensure entrance on the days you prefer. A list of authorized commercial guides is at the website above.

Staying in Yellowstone Xanterra Parks & Resorts provides winter lodging in the park. Visit www.TravelYellowstone.com; call 307-344-7311 or toll-free 866-Geyserland (866-439-7375).

Winter Planning In the Park

The National Park Service (NPS) works with local governments, businesses, concessioners, conservation and other interest groups, industry, visitors, and the public to build a sustainable future for winter use while preserving park resources and providing high quality visitor experience.

Goals of a Winter Use Plan

- ◆ Provide a high quality, safe, and educational winter experience for all visitors.
- ◆ Provide for visitor and employee health and safety.
- ◆ Preserve pristine air quality.
- ◆ Preserve natural soundscapes.
- ◆ Mitigate impacts to wildlife.
- ◆ Minimize adverse economic impacts to gateway communities.

Developing a New Plan

In September 2007, NPS released the Winter Use Plans Final Environmental Impact Statement (FEIS) for Yellowstone and Grand Teton National Parks and the John D. Rockefeller Jr. Memorial Parkway. The FEIS evaluated the effects of seven different alternatives on air quality and visibility, wildlife, natural soundscapes, employee and visitor health and safety, visitor experience and access, and socioeconomics. The goal is to implement a long-term winter use plan ensuring park visitors have a range of appropriate winter recreation opportunities that do not impair or irreparably harm park resources or values. The plan should be ready for the 2007–2008 winter season. For the latest information, see the park's website www.nps.gov/yell/planyourvisit/winteruse.htm.

What Will Happen This Winter?

NPS expects operations to continue this winter under essentially the same rules in effect the past three winters. In Yellowstone, this means

up to 720 commercially guided Best Available Technology (BAT) snowmobiles and 78 snowcoaches per day will be allowed to enter the park. NPS intends to conduct avalanche control operations to allow motorized oversnow travel across Sylvan Pass this winter.

What About Future Winters?

The number of snowmobiles allowed in Yellowstone will be reduced from 720 to 540 per day. Analysis and modeling have shown that this reduction would better address resource protections—especially sound impacts—while also being responsive to most access and economic concerns and public comment. The daily number of snowcoaches will increase to 83. All snowmobiles and snowcoaches in Yellowstone will be commercially guided. Mandatory guiding and use limits address most concerns regarding the impacts of historic, unregulated winter use. Beginning with the 2011–2012 season, all snowcoaches will be required to meet BAT emission and sound level requirements, which snowmobiles must already meet. Snowmobile and snowcoach travel will continue to be restricted to existing park roads groomed for their use.

NPS has determined that previous methods (either the use of a howitzer or helicopter) of reducing avalanche risk on Sylvan Pass are unacceptable and that there is no way to substantially and reasonably reduce the safety risks of vehicular travel over the pass in winter. Therefore, only the first four miles of road inside the East Entrance will be open for motorized oversnow travel to allow the drop off of individuals who want to ski or snowshoe. Motorized oversnow travel over Sylvan Pass will cease after the 2007–2008 winter season.

Changes will also occur in Grand Teton National Park; for more information, see www.nps.gov/yell/planyourvisit/winteruse.htm.

? Questions?

Ask a ranger at these locations!

Albright Visitor Center, Mammoth

Information, bookstore, and exhibits on wild-life and history. Films on the park and the national park idea. Call 307-344-2263. Open daily, year-round, except Thanksgiving (Nov. 22): 9 AM–5 PM

Old Faithful Visitor Center

Information, bookstore, and geyser eruption predictions. Award-winning film about hydrothermal features. Call 307-344-2750. Open daily, Dec. 19–March 9: 9 AM–5 PM

West Yellowstone Visitor Information Center

Information, publications. West Yellowstone Chamber of Commerce staff available year-round, Monday–Friday, 8 AM–5 PM. Call 406-646-7701.

NPS rangers available daily, Dec. 19–March 9: 8 AM–5 PM. Call 406-646-4403.

Warming Huts

Warming huts provide shelter for skiers, snowshoers, and snowmobilers. They are open 24 hours a day, except Mammoth and Old Faithful. All open December 19; Mammoth and Indian Creek close March 2, the others close March 9.

Canyon

Dec. 19–March 9: Vending machine snacks and cold drinks; restrooms in visitor center building.

Fishing Bridge

Dec. 19–March 9: Vending machine snacks and cold drinks.

West Thumb

Dec. 19–March 9: Vending machine snacks and cold drinks.

Indian Creek

Dec. 19–March 2: Open but not staffed.

Madison

Dec. 19–March 9: Light snacks and hot drinks sold during the day; vending machine snacks available any time.


Mammoth

Dec. 19–March 2: 8 AM–5 PM. Vending machine snacks and cold drinks.

Old Faithful

Dec. 19–March 9: Daytime only. Vending machine snacks and cold drinks.

NEW! America the Beautiful—the National Parks & Federal Recreation Lands Pass



A new pass program replaces the Golden Eagle, Golden Age, and Golden Access Passports and the National Parks Pass. The “America the Beautiful—the National Parks and Federal Recreational Lands Pass” program provides several pass options for the public to use at federal recreation sites—including national parks and wildlife refuges—where entrance fees are charged.

You can purchase the new America the Beautiful—National Parks and Federal Recreation Lands Pass at one of Yellowstone's entrance stations or <http://store.usgs.gov/pass>. The pass is not good for camping or for some other fees such as parking fees at Mount Rushmore or cave tours at various parks. Be sure to inquire locally.

Entrance Fees

| | |
|---|---|
| Private, noncommercial automobile | \$25 (7 days, both Yellowstone and Grand Teton) |
| Individual motorcycle | \$20 (7 days, both parks) |
| Single entry (foot, bike, ski, etc.) | \$12 (7 days, both parks) |
| Yellowstone–Grand Teton Pass | \$50 (valid one year from month of purchase) |
| America the Beautiful Pass—the National Parks and Federal Recreational Lands Pass | \$80 (valid for one year from month of purchase for entrance fees to federal fee areas) |
| Senior Pass | \$10—for U.S. citizens or permanent residents of the U.S. who are 62 or older. |
| Access Pass | Free—for citizens or permanent residents of the U.S. who have been determined to be blind or permanently disabled and present such documentation. |

All currently valid passes will be accepted until expired, including the National Parks Pass, Golden Eagle Pass, Golden Age Passport, and Golden Access Passport.

Remember to keep your admission receipt to re-enter the park.

Winter Safety Tips

4

Winter 2007–2008



NPS photo/Peaco

Please leave the ski tracks for the skiers; don't walk or snowshoe in them.

Weather

Yellowstone's weather is unpredictable and changes suddenly. Obtain current weather conditions and forecasts at visitor centers or ranger stations. Be prepared for a range of conditions, whether you are out for several hours or overnight. Know the locations of warming huts and phones (map on the back page). Plan your trip and follow your plan.



Avalanches

- ◆ Avalanche hazard can be high on roads between the East Entrance and Fishing Bridge Junction, on Dunraven Pass, on trails in the Cooke City vicinity, and in many areas of the backcountry. Learn about avalanche mechanics, safe travel methods, and rescue procedures before going into the backcountry.
- ◆ Avalanches most commonly occur on hillsides or in canyons with slopes of 30–45°, but can happen on any slope.
- ◆ When travelling through such areas, cross the slope one at a time while others watch.
- ◆ Avalanches are more likely to occur during or after heavy fresh snowfall, high winds, or extreme temperature changes.
- ◆ Check the Gallatin National Forest Avalanche Center, 406-587-6981 or www.mtavalanche.com, for avalanche advisories for Bozeman, Livingston, West Yellowstone, Cooke City, and Gardiner; or check with a local ranger for a current forecast.

For Skiers and Snowshoers

- ◆ Evaluate your party's capabilities. Plan your outing so that everyone will enjoy it.
- ◆ Know your equipment's capabilities and weaknesses and be prepared to make repairs.
- ◆ Never go close to geysers, hot springs, or mudpots. You may fall through overhanging snow ledges or thin crust. Do not leave designated trails in hydrothermal areas.
- ◆ Beware of icy conditions on downhill grades leading into hydrothermal areas. Side-step or walk down the hill rather than risk skiing out of control into a boiling pool.
- ◆ When crossing frozen lakes, use extreme caution and check ice thickness by prodding with a ski pole. Ice, snow covered or not, may be thin, especially near inlets, outlets, and waters warmed by hydrothermal activity. Crossing rivers may be dangerous; some have bridges and some do not. Ask a ranger about local crossings.
- ◆ Do not approach wildlife. Wild animals are unpredictable; if they charge, you can't outrun them, especially in deep snow. If they run, you are forcing them to use energy they need to survive.
- ◆ When passing through areas of dead trees (snags), stay on established trails and be alert. Snags can fall with little warning.
- ◆ Exertion in dry mountain air can dehydrate you. Drink two quarts of water a day. Carry gear to melt water from snow or dip it out of a stream from a safe distance with a ski pole. Boil water from lakes or streams to reduce the chance of infection from water-borne diseases.
- ◆ Learn as much as you can about winter survival. Talk with park rangers before you leave on any trip. Many good books are also available on this topic.
- ◆ Follow basic ski etiquette: skiers going uphill yield to those going downhill.
- ◆ Let someone know where you are going.
- ◆ On groomed roads used by snowmobiles, keep to the right.
- ◆ Orange trail markers attached to trees may be difficult to find in winter. Even on a well-marked trail, you can become lost easily in a whiteout or blizzard.
- ◆ If you venture into the backcountry, carry a USGS topographic map and a compass—and know how to use them.
- ◆ Attempt off-trail travel only if you are completely familiar with the specific area where you will be skiing.
- ◆ Obtain specific information on conditions at the area's ranger station, backcountry office, warming hut, or visitor center.
- ◆ Most of the park is above 7,000 feet. If you are coming from lower elevations, acclimate yourself and test your capabilities by taking short day trips before considering longer excursions.

For Snowmobilers

Dress for Extreme Cold

Essential items: helmet, face mask, heavily insulated gloves or mittens, felt-lined boots, and a heavily insulated snowmobile suit. Avoid tight-fitting garments; they restrict circulation and increase the possibility of frostbite.

Wild Animals Have the Right of Way!

Your guide will know what to do if you encounter wild animals on the road. Recommendations include:

- ◆ If bison or other wildlife are on the road, stop at least 25 yards away and/or pull your machine as far as possible to the opposite side of the road; give them a chance to move off the road.
- ◆ Do not make sudden or erratic movements; use groomed pullouts where possible.
- ◆ Do not chase animals or cause them to stampede.
- ◆ If an animal appears agitated, do not attempt to pass—it may charge.
- ◆ If animals run toward you and you can confidently turn around, do so, moving to a safe place while your guide reassesses the situation.
- ◆ If animals walk or run toward you and you cannot turn around, get off your machine and stand to the side of it, keeping the machine between you and the animals.
- ◆ If animals are standing calmly, your guide may inch toward them and assess their behavior. If they remain calm, you may be able to pass on the opposite side of the road at a slow speed.

Regulations

Your guide knows the regulations; you should be aware of them too:

- ◆ Snowmobile operators must have a valid state motor vehicle driver's license in possession.
- ◆ Roads are open only 7 AM to 9 PM. Snowmobiles are not allowed to operate in the park between 9 PM and 7 AM.
- ◆ Maximum speed limit is 45 mph or less where posted or as conditions warrant.
- ◆ Speed limit is 35 mph West Entrance to Madison, Madison to Old Faithful.
- ◆ Use hand signals when turning or stopping.
- ◆ Allow enough distance between snowmobiles when traveling.
- ◆ Pass only when safe.
- ◆ If you turn around, stay within the road width.
- ◆ Drive on the right side of the road even if the road is rough.
- ◆ Drive in single file.
- ◆ Do not idle your machine more than 5 minutes.
- ◆ When stopping, pull to the far right and park in single file.
- ◆ Stay on designated roads. Sidehilling, bermriding, or any off-road travel is prohibited and carries a fine of up to \$5,000.
- ◆ Report accidents to a ranger.
- ◆ Operating a snowmobile while intoxicated is illegal. Possession of open alcoholic beverage containers, including bota bags, is illegal.



Skiing & Snowshoeing

Winter 2007-2008

5

Yellowstone's 2.2 million acres provide miles of trails for the adventurous skier and snowshoer. Whether you are skiing a groomed trail in a developed area or venturing into the backcountry, remember that you are traveling in wilderness with all its dangers: unpredictable wildlife, changing weather conditions, hydrothermal areas, deep snow, open streams, and avalanches. You have chosen to explore and experience the land on its own terms, but your safety is not guaranteed. Be prepared for any situation. Carefully read the safety information on the previous page, understand all backcountry guidelines and regulations, and know the limits of your ability.

Skiing and Snowshoeing Trails

You have a choice of ski trails throughout the park—a few are described here. Maps and trail brochures are available for trails in the Mammoth, Tower, Northeast, Canyon, Old Faithful, and West Yellowstone/Gallatin areas. These trails range from easy to difficult; **please take a map!**

Northern Region

See map below.

Skiing opportunities abound along the plowed road between Mammoth and the Northeast Entrance.

Upper Terrace

In winter, Upper Terrace Drive becomes a groomed 1.5-mile ski trail. You'll have views of the steaming lower terraces and historic Fort Yellowstone. This is a hydrothermal area; please stay on the trail.

Bunsen Peak

This 6-mile trail follows the old Bunsen Peak road; in places it is steep and has sharp turns. Catch the ski shuttle from Mammoth Hot Springs Hotel to the trail's upper end, south of Rustic Falls. Along the trail, you will have views of the Gallatin Mountains and the Gardner River Canyon. The trail ends in the Mammoth maintenance area.

Blacktail Plateau

This trail begins 8 miles east of Mammoth and follows an unplowed 8-mile road. Enjoy vistas of meadows surrounded by mountain peaks, and look for elk, deer, coyotes, and bison scattered throughout their winter range.

Tower Fall

This trail begins at Tower Junction and follows the unplowed Tower-Canyon road for 2.5 miles past the Calcite Springs Overlook to Tower Fall. You'll have views of the Yellowstone River Canyon and you might see bison, bighorn sheep, or bald eagles. Continue on the 5.5-mile Chittenden Loop Trail or return to Tower Junction.

Barronette

This 3.5-mile trail follows Soda Butte Creek along an abandoned roadway that parallels the Northeast Entrance Road at the base of Barronette Peak. It travels through a forest and offers spectacular

scenery and consistent snow conditions.

Old Faithful

Lone Star Geyser

This moderate 9-mile trail begins at the Old Faithful Snow Lodge and takes you to Kepler Cascades. From there, you follow a groomed service road alongside the Firehole River to Lone Star Geyser. The geyser erupts about every three hours from a 12-foot high cone. Beginning skiers should return the same way; more advanced skiers might like to return via the Howard Eaton Trail, which is steep and requires caution.

Fairy Falls

Catch a snowcoach shuttle at Old Faithful Snow Lodge to the southern end of the Fairy Falls trailhead at the steel bridge. From here you can ski to one of the most spectacular ice-encrusted falls in the park. You will be skiing on a snowcoach route then through areas of burned forest so be

alert for falling trees.

You can ski back to Old Faithful by following the trail next to the snow vehicle road until you reach the Biscuit Basin Trail, which takes you through the Upper Geyser Basin past Morning Glory Pool and Geyser Hill. The entire trip is about 11 easy miles.

West Yellowstone

Riverside

This trail begins on Boundary Street and heads one mile through forest to the Upriver and Downriver loops. Both loops provide scenic views of the Gallatin Range and Madison River. Total distance varies from 2.5 miles to 4.5 miles, depending on your route.

For more details about these and other ski trails, check at the visitor centers and Bear Den Ski Shops at Mammoth or Old Faithful or at the West Yellowstone Visitor Information Center.

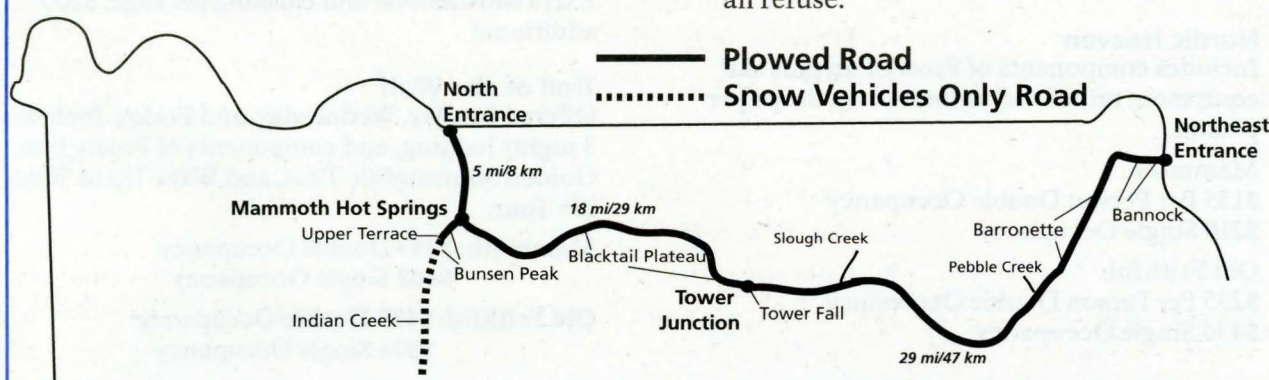


NPS photo/Balthis

Winter Gear Guide

- ◆ Before you rent or borrow equipment, check for fit and suitability for wilderness use. Choose skis and boots made for touring or mountaineering. Narrow racing skis may not give you enough surface area to break trail and low shoes may not give you enough ankle support.
- ◆ Even in severe winter temperatures, you can be comfortable and safe if you dress properly to prevent chilling and overheating.
- ◆ Wear clothes in several adjustable layers:
 - ✓windproof, hooded outer layer
 - ✓wool or other insulated garments underneath
 - ✓wool or synthetic trousers
 - ✓wool or synthetic long underwear
 - ✓wind or rainpants for warmth on windy days
 - ✓wool socks
 - ✓gaiters or overboots
 - ✓gloves or wool mittens with shells
- ◆ Do not wear cotton clothes of any kind, including jeans, sweatshirts, underwear, socks. They retain moisture and put you at risk for hypothermia.
- ◆ Protect yourself from the sun:
 - ✓wear dark sunglasses on sunny days
 - ✓apply sunscreen lotion to avoid sunburn
- ◆ As you plan your trip, allow for limited daylight, changing snow conditions, temperature extremes, and the number of people in the group and their experience and physical condition.
- ◆ On day trips, consider taking some or all of these items to increase your safety:
 - ✓extra clothing
 - ✓water & food
 - ✓matches or lighter
 - ✓map
 - ✓compass
 - ✓ski repair kit
- ◆ If you are planning an overnight ski trip, carry all of the above, plus:
 - ✓backcountry permit
 - ✓repair parts and tools
 - ✓sleeping bag & closed-cell sleeping pad
 - ✓shovel
 - ✓easily-prepared food
 - ✓small tarp
 - ✓first-aid kit
 - ✓stove and pots
 - ✓knife
 - ✓tent or bivouac bag
 - ✓probe pole
 - ✓transceiver

Winter Trails in Northern Yellowstone



- ◆ A permit is required for all overnight trips in the Yellowstone backcountry. Inquire about backcountry permits at visitor centers or ranger stations.
- ◆ Pack it in—Pack it out: No matter what trail you are on or its length, you must pack out all refuse.

Rent skis & snowshoes at the Bear Den Ski Shops, Mammoth and Old Faithful.

Activities

6

Winter 2007-2008

Xanterra Parks & Resorts

| | Sunday | Monday | Tuesday | Wednesday | Thursday | Friday | Saturday |
|--|------------------|------------------|------------------|------------------|------------------|------------------|------------------|
| INTERPRETIVE SNOWCOACH TOURS Full and half-day adventures in heated over-snow vehicles. | | | | | | | |
| From West Yellowstone to Old Faithful: \$51 | 12:30 PM–3:30 PM | 12:30 PM–3:30 PM | 12:30 PM–3:30 PM | 12:30 PM–3:30 PM | 12:30 PM–3:30 PM | 12:30 PM–3:30 PM | 12:30 PM–3:30 PM |
| From Old Faithful to West Yellowstone: \$51 | 8–10:30 AM | 8–10:30 AM | 8–10:30 AM | 8–10:30 AM | 8–10:30 AM | 8–10:30 AM | 8–10:30 AM |
| From Mammoth to Old Faithful: \$64 | 8 AM–Noon | 8 AM–Noon | 8 AM–Noon | 8 AM–Noon | 8 AM–Noon | 8 AM–Noon | 8 AM–Noon |
| From Old Faithful to Mammoth: \$64 | 2–6 PM | 2–6 PM | 2–6 PM | 2–6 PM | 2–6 PM | 2–6 PM | 2–6 PM |
| From Old Faithful to Flagg Ranch: \$64 | 9–11:45 AM | 9–11:45 AM | 9–11:45 AM | 9–11:45 AM | 9–11:45 AM | 9–11:45 AM | 9–11:45 AM |
| From Flagg Ranch to Old Faithful: \$64 | 1–4:45 PM | 1–4:45 PM | 1–4:45 PM | 1–4:45 PM | 1–4:45 PM | 1–4:45 PM | 1–4:45 PM |
| Canyon Day Tour, from Old Faithful: \$118 | 8:30 AM–6 PM | 8:30 AM–6 PM | | 8:30 AM–6 PM | 8:30 AM–6 PM | | 8:30 AM–6 PM |
| Canyon Day Tour, from Mammoth: \$113 | 8:30 AM–5 PM | | 8:30 AM–5 PM | | 8:30 AM–5 PM | | |
| Firehole River Wildlife Tour, Old Faithful only: \$29.50 | 1–4 PM | 1–4 PM | 1–4 PM | | 1–4 PM | 1–4 PM | |
| Norris Geyser Basin Tour, from Mammoth: \$53 <i>strenuous, if you choose to walk around the geyser basin</i> | | 12:30–5:30 PM | | | | 12:30–5:30 PM | |
| Steam, Stars, & Winter Soundscapes, from Old Faithful: \$32 | 6:45–9 PM | 6:45–9 PM | 6:45–9 PM | 6:45–9 PM | 6:45–9 PM | 6:45–9 PM | 6:45–9 PM |
| INTERPRETIVE BUS TOURS | | | | | | | |
| Lamar Valley Wildlife Tour, Mammoth Hotel only: \$27 Guided tour to Lamar Valley via bus or van | | | | 1–4 PM | | | 1–4 PM |
| Wake Up to Wildlife Tour, Mammoth Hotel only: \$29 Ranger-led tour to Lamar Valley via van or bus, with continental breakfast | | | 7–10:30 AM | | | | |
| Wake Up to Wildlife Tour, Mammoth Hotel only: \$29 Guided tour to Lamar Valley via van or bus, with continental breakfast | | | | | 7–10:30 AM | | 7–10:30 AM |
| EXPRESS TRIPS | | | | | | | |
| Old Faithful Express to West Yellowstone: \$51 one way You may want to order a box breakfast the evening prior | 6:45–8:30 AM | 6:45–8:30 AM | 6:45–8:30 AM | 6:45–8:30 AM | 6:45–8:30 AM | 6:45–8:30 AM | 6:45–8:30 AM |
| Old Faithful Express to West Yellowstone: \$51 one way | 2–3:45 PM | 2–3:45 PM | 2–3:45 PM | 2–3:45 PM | 2–3:45 PM | 2–3:45 PM | 2–3:45 PM |
| West Yellowstone Express to Old Faithful: \$51 one way | 9–10:45 AM | 9–10:45 AM | 9–10:45 AM | 9–10:45 AM | 9–10:45 AM | 9–10:45 AM | 9–10:45 AM |
| SKI AND SNOWSHOE TOURS | | | | | | | |
| Grand Canyon Ski Tour, from Old Faithful: \$125 | | | 8 AM–6 PM | | | 8 AM–6 PM | |
| Grand Canyon Ski Tour, from Mammoth: \$125 | | | | | | | 8 AM–6 PM |
| Afternoon Ski-Daddles, Old Faithful to Fairy Falls: \$42 | | | | | | | Noon–5 PM |
| Afternoon Ski-Daddles, Old Faithful to DeLacy Creek: \$42 | | | | Noon–5 PM | | | |
| Cooke City See and Ski, from Mammoth: \$68.50 | | | | | | 8:30 AM–5 PM | |
| Guided Snowshoe Tour, Old Faithful: \$27 tour with snowshoe rental; \$22 without snowshoe rental | 8:30–11:30 AM | | | | 8:30–11:30 AM | | |
| EVENING PROGRAMS | | | | | | | |
| Illustrated program about early visitor experiences in Yellowstone Mammoth Map Room | 8:30 PM | 8:30 PM | 8:30 PM | 8:30 PM | | | |
| Live piano music in the Mammoth Map Room | 5 PM | 5 PM | 5 PM | 5 PM | 5 PM | | |

SKI/SNOWSHOE DROPS

Have a snowcoach drop you off for a day in Yellowstone's backcountry.

Mammoth Hot Springs Hotel to Indian Creek: \$14, round trip
Daily.

Departs Mammoth Hot Springs Hotel 8:30 AM, 10:15 AM; 12:15 PM, 2 PM, 3:45 PM

Departs Indian Creek 9:15 AM, 11 AM, 1 PM, 2:45 PM, 4:30 PM

*No pickup for 3:45 PM drop.

Old Faithful Snow Lodge to either Divide or Fairy Falls: \$13, one way
Daily.

Departs Snow Lodge 8 AM, 9 AM, 10 AM, 11 AM

No pickups, you must return by ski or snowshoe.

Winter Getaway Packages

Yellowstone National Park Lodges is again offering Winter Getaway value packages, which make it easier to enjoy the park under its frosty cover. Mammoth packages include a 1-hour hot tub rental and unlimited ice-skating. Old Faithful packages include unlimited ice-skating, round-trip snowcoach transportation per person. Plus, each package includes a minimum 2 nights lodging, breakfast each day, a welcome gift, and a Snow Card (good for 10% off of meals, select gifts, in-park transportation, tours, ski shop services and snowmobile rentals. The Snow Card is valid all winter, so keep it for your next visit!) Rates listed here are valid January 1–March 7, 2008, and do not include tax.

Visit our website at www.TravelYellowstone.com for details. To reserve, stop by one of the hotel front desks or call us at 307-344-7311 or toll-free at 866-Geyserland (866-439-7375).

Frosty Fun Package

Mammoth:

\$109 Per Person Double Occupancy

\$184 Single Occupancy

Old Faithful:

\$269 Per Person Double Occupancy

\$410 Single Occupancy

Nordic Heaven

Includes components of Frosty Fun plus ski/equipment rental and unlimited ski drops per person.

Mammoth:

\$135 Per Person Double Occupancy

\$210 Single Occupancy

Old Faithful:

\$295 Per Person Double Occupancy

\$436 Single Occupancy

Snowmo-Deal

Includes components of Frosty Fun plus 1-day snowmobile rental (1 machine) and clothing package.

Mammoth: \$205 Per Person Double Occupancy
\$376 Single Occupancy

Old Faithful: \$365 Per Person Double Occupancy
\$602 Single Occupancy

Extra snowmobile and clothing package: \$200 additional

Trail of the Wolf

Offered Sunday, Wednesday, and Friday. Includes 3 nights lodging, and components of Frosty Fun, Guided Snowmobile Tour, and Wake Up to Wildlife Tour.

Mammoth: \$359 Double Occupancy
\$662 Single Occupancy

Old Faithful: \$489 Double Occupancy
\$824 Single Occupancy



Ranger-led Winter Programs

Winter 2007–2008

7

Mammoth Hot Springs

Albright Visitor Center • 9 AM–5 PM • Daily, year-round

| | Sunday | Monday | Tuesday | Weds. | Thurs. | Friday | Sat. |
|---|--------------------|---------------------|---------------------|---------------------|-----------------------|-----------------------|----------------------|
| Wake Up to Wildlife Tour Starts Dec. 25, ends Feb. 26 Join a park ranger on this narrated bus tour of Yellowstone’s northern range, which is important winter habitat for wolves, elk, and many other species. Dress warmly. A limited number of binoculars and spotting scopes are provided. Meet at the Mammoth Hotel Lobby. Reservations required in advance through Xanterra Parks and Resorts. Call 307-344-7311 or stop by the Mammoth Hotel (\$29, less for children). 3–3½ hours | | | 7 AM 12/25–2/26 | | | | |
| Mammoth Terrace Winter Stroll Starts Dec. 24, ends Feb. 27 The hot springs features of Yellowstone are even more dramatic during the winter! Learn how these amazing travertine terraces are formed, see some close up, and enjoy the beauty of the season along the way. Come prepared with warm, layered clothes, sunglasses and water. Shoe traction recommended. Meet at the Upper Terrace Drive parking area. Free program. 1 hour | | 11 AM 12/24–2/25 | | 11 AM 12/26–2/27 | | | |
| Snowshoe Yellowstone! Starts Dec. 30, ends March 1 Experience Yellowstone National Park’s winter beauty on a guided snowshoe walk with a park ranger and learn about life in this season as you silently and slowly traverse the snow. Snowshoes can be rented at the Bear Den Ski Shop next to the Mammoth Hotel, or bring your own. Come prepared with warm, layered clothes, sunglasses and water. Meet at the Upper Terrace Drive parking area. Moderately strenuous. Beginners welcome! 1½ hours to 2 hours | 2 PM 12/30–2/24 | | | | | | 2 PM 1/5–3/1 |
| Return of the Wolf Starts Dec. 24, ends February 29 The northern range of Yellowstone has been a premier place to watch wolves since their reintroduction to this ecosystem in 1995 and 1996. Learn more about how to spot and watch wolves. A 20-minute talk will be followed by the hour-long National Geographic film <i>Wolves: A Legend Returns to Yellowstone</i> . Meet at the Albright Visitor Center. Free Program. 1½ hours & | | 3 PM 12/24–2/25 | | 3 PM 12/26–2/27 | | 3 PM 12/28–2/29 | |
| Fort Yellowstone Walk Starts Dec. 27, ends February 28 In its early days, Yellowstone National Park was protected by the U. S. Cavalry. Join a ranger to learn about the Army’s role in protecting Yellowstone and the National Park Idea as you stroll along “Officers’ Row.” Meet in front of the Albright Visitor Center. Free Program. 30 minutes & | | | 2:30 PM 1/1–2/26 | | 2:30 PM 12/27–2/28 | | |
| Evening Program Starts Dec. 21, ends March 1 Join a park ranger for an illustrated program that highlights a fascinating aspect of Yellowstone’s natural, cultural, or scenic wonders. Program descriptions will be posted in the Mammoth Hotel and Albright Visitor Center. Meet in the Mammoth Hotel Map Room. Free program. 1 hour & | | | | | 8:30 PM 12/27–2/28 | 8:30 PM 12/21–2/29 | 8:30 PM 12/22–3/1 |

Old Faithful

Old Faithful Visitor Center • 9 AM–5 PM • Daily, Dec. 19–March 9

| | Sunday | Monday | Tuesday | Weds. | Thurs. | Friday | Sat. |
|---|---|---|---|---|---|---|---|
| Geysers Galore! Starts Dec. 19, ends March 9 As you wait to watch Old Faithful erupt, discover why Yellowstone has so many geysers. Look into Yellowstone’s restless geologic past (and present!) for a story that includes volcanoes and earthquakes. Meet at the benches in front of Old Faithful. Talk starts 20 minutes prior to a predicted mid-day eruption of Old Faithful. Times are posted daily at the temporary Old Faithful Visitor Center. Free program. 20 minutes & | Inquire at temporary Old Faithful Visitor Center 12/23–3/9 | Inquire at temporary Old Faithful Visitor Center 12/24–3/3 | Inquire at temporary Old Faithful Visitor Center 12/25–3/4 | Inquire at temporary Old Faithful Visitor Center 12/19–3/5 | Inquire at temporary Old Faithful Visitor Center 12/20–3/6 | Inquire at temporary Old Faithful Visitor Center 12/21–3/7 | Inquire at temporary Old Faithful Visitor Center 12/22–3/8 |
| Evening Program Starts Dec. 27, ends March 8 Join a park ranger for an illustrated program highlighting a fascinating aspect of Yellowstone’s natural, cultural, or scenic wonders. Weekly program descriptions and locations will be posted in the temporary Old Faithful Visitor Center and the Old Faithful Snow Lodge. Free program. 45 minutes; & when at the Old Faithful Snow Lodge | 7:30 PM 12/30–3/2 | | | | 7:30 PM 12/27–3/6 | 7:30 PM 12/28–3/7 | 7:30 PM 12/29–3/8 |

West Yellowstone Visitor Information Center

8 AM–5 PM • Daily, Dec. 19–March 9

Located at the corner of Yellowstone Avenue and Canyon Street.

| | Sunday | Monday | Tuesday | Weds. | Thurs. | Friday | Sat. |
|--|----------------------|--------|---------|-------|--------|--------|------------------------------|
| Snowshoe Walk Starts Dec. 29, ends March 9 Discover Yellowstone’s fascinating winter ecology while wearing snowshoes. Join a ranger for a 2-mile walk into Yellowstone National Park along the Riverside Trail. Meet at the West Yellowstone Visitor Information Center. Bring snowshoes—no experience necessary. Also bring water and a snack. For information, please call 406-646-4403. Free program. 3 hours | 1:30 PM 12/30–3/9 | | | | | | 1:30 PM 12/29–3/8 |
| Afternoon Talks at the Grizzly & Wolf Discovery Center Starts Dec. 29, ends March 8 Join a ranger for a program highlighting a fascinating aspect of Yellowstone’s natural, cultural, or scenic wonders. Weekly program descriptions will be posted in the West Yellowstone Visitor Information Center and at the Grizzly & Wolf Discovery Center at 201 South Canyon Street. Meet at the Grizzly & Wolf Discovery Center. Free program. 45 minutes & | | | | | | | 1:30 PM 3 PM 12/29–3/8 |
| Evening Program Starts Dec. 29, ends March 8 Join a park ranger for an illustrated program highlighting a fascinating aspect of Yellowstone’s natural, cultural, or scenic wonders. Weekly program descriptions will be posted in the West Yellowstone Visitor Information Center, which is also the meeting place. Free program. 45 minutes & | 7 PM 12/30–3/2 | | | | | | 7 PM 12/29–3/8 |

You Can Help Preserve and Protect Yellowstone

In our increasingly crowded and developed world, Yellowstone National Park provides a source of refuge and renewal for those who enter its quiet places. The park's magnificent wilderness areas offer a glimpse of what our continent was like when humans first gazed in wonder upon its steaming geysers, thundering waterfalls, and abundant wildlife. However, Yellowstone exists today only because generations who came before us understood its value and made its preservation a priority.

Because so many visitors who love Yellowstone want to help ensure that it stands wild and unimpaired for our future, two separate organizations have been established. The Yellowstone Park Foundation and the Yellowstone Association work in partnership with the National Park Service and each other to provide a means for visitors to contribute to Yellowstone's preservation. Please help us protect and preserve this national treasure. Your contribution to either organization will designate you as a true friend of Yellowstone; contributors of \$1,000 or more will have their names displayed on the park's Honor Wall at Old Faithful, receiving special recognition as stewards and benefactors of Yellowstone National Park. Yellowstone will exist tomorrow as one of America's most treasured places only if our generation understands its value and makes its preservation our priority.



Yellowstone Park Foundation

You Can Help Protect the Wonders & Wildlife of Yellowstone National Park.

The Yellowstone Park Foundation works in cooperation with the National Park Service to fund projects and programs that protect, preserve, and enhance the natural and cultural resources and the visitor experience of Yellowstone National Park.

Funded projects include:

- wildlife conservation
- trail reconstruction
- historic preservation
- new educational exhibits

Yellowstone continues to need *your* help! Please join us in protecting the wonders and wildlife of Yellowstone.

With a donation of \$25 or more, you will become a Friend of Yellowstone and receive our quarterly newsletters, a logo window decal, and other great benefits.

When you return the coupon below with your donation, you will also receive an official Yellowstone Park Foundation t-shirt!

To become a Friend of Yellowstone, please complete and mail the coupon below. You can also donate online and learn more about the Yellowstone Park Foundation at www.ypf.org

YES! I Want to be a Friend of Yellowstone National Park.

Enclosed is my tax-deductible donation of:

☐ \$25 ☐ \$50 ☐ \$100 ☐ \$250 ☐ Other \$_____

NAME _____

STREET ADDRESS _____

CITY, STATE, ZIP _____

TELEPHONE _____

E-MAIL _____

☐ Enclosed is my check. Please make check payable to the Yellowstone Park Foundation.

☐ Please charge my credit card (choose one):

☐ MasterCard ☐ Visa ☐ Discover ☐ AmEx ☐ Diners Club

CREDIT CARD NUMBER _____

EXP. DATE _____

☐ I want to help, but do not want to receive a t-shirt or other thank-you gift.

Mail donations to: The Yellowstone Park Foundation
222 East Main St., Suite 301, Bozeman, MT 59715 • 406.586.6303



T-shirt size

Please check one box:

☐ Medium

☐ Large

☐ X-Large

Canyon • Fishing Bridge • Grant Village • Madison • Mammoth • Norris • Old Faithful • West Thumb



STAND UP FOR YELLOWSTONE.

The easiest way to learn about Yellowstone *and* make a stand to preserve it is to join the nonprofit Yellowstone Association.

Join at any of our eight Park Stores in park visitor centers and **SAVE 15%** on your purchase.

You'll also get a **FREE GIFT** when you join!

Discover Yellowstone ~ Become a Member



YELLOWSTONE ASSOCIATION

www.YellowstoneAssociation.org

INSPIRE. EDUCATE. PRESERVE.

Exploring Yellowstone

Winter 2007–2008

9



For Children & Teachers

Become a Winter Junior Ranger

Children 5–12 years old—you are invited to become a Winter Junior Ranger! Hike, ski, or snowshoe a trail, attend a ranger-led program, and complete fun activities.

Purchase your copy of *Yellowstone's Nature*, the 8-page Junior Ranger activity paper, for \$3 at the Albright Visitor Center in Mammoth, the Old Faithful Visitor Center, or the West Yellowstone Visitor Information Center. Complete the program requirements, then stop back into one of these locations so a ranger can review your work and award you a patch like the one shown here.



New! Young Scientist Program

If you will be staying at Old Faithful, you may also be interested in the Young Scientist program. This program, designed for ages 5 and up coaches the young (and young at heart) to solve science mysteries. Appropriate for three different age groups, Young Scientist booklets are available at the Old Faithful Visitor Center for \$5. Toolkits to aid in field investigation of the Upper Geyser Basin are also available. Successful Young Scientists are awarded an embroidered patch or key chain. Development of this program was funded by the National Science Foundation through a generous grant to the Yellowstone Park Foundation.

Electronic Field Trips

Attention middle school students and teachers—our electronic field trips, called *Windows Into Wonderland*, explore Yellowstone in depth. They are free and available to anyone with access to the Internet. Your passport to adventure is www.WindowsIntoWonderland.org.

Teachers!

Find out about *Expedition: Yellowstone!*, our curriculum-based residential program by visiting www.nps.gov/yell/ey. Attend one (or more!) of our teacher workshops for graduate credit, call the Yellowstone Institute for more information 307-344-2294 or visit www.YellowstoneAssociation.org.

Yellowstone Podcasts

Create your own customized guide to Yellowstone with podcasts (short videos) you can download free from iTunes or www.nps.gov/yell. "Inside Yellowstone" features rangers who provide fast facts about the park, including wildlife. "Yellowstone InDepth" explores the park with park rangers, scientists, historians, and visitors.

The "Secret Season"

Visit Yellowstone in early spring, when you can see things not seen in other seasons and do things you can't do any other time.

Services Available in Spring

Camping: Mammoth Campground, open all year

Clinic: Mammoth Clinic, open weekdays 8:30 AM–1 PM and 2–5 PM; closed Friday afternoons

Lodging: Opening dates—Old Faithful Snow Lodge, May 2; Mammoth Hotel, May 2; Old Faithful Inn, May 9; Lake Hotel, May 16. Most other facilities follow within a few weeks. Confirm schedules at www.nps.gov/yell.

Store/Food: Yellowstone General Store at Mammoth Hot Springs, generally open year-round, might be closed on Sundays and some holidays.

Visitor Centers: Albright Visitor Center (Mammoth) open daily, 9 AM–5 PM. Other visitor centers begin opening as roads open, with Old Faithful the next to open, on April 18.

Spring Road Openings—Weather Permitting

| | |
|----------|---|
| April 18 | Mammoth to Old Faithful; Madison Junction to West Entrance; Norris Junction to Canyon |
| May 2 | Canyon to Lake, Lake to East Entrance |
| May 9 | Lake to South Entrance, West Thumb to Old Faithful, Tower Junction to Tower Fall |
| May 23 | Tower Fall to Canyon (Dunraven Pass); Beartooth Highway |

The Yellowstone Association Institute

Let us introduce you to Yellowstone, provide advice to make the most of your visit, and lead you into the wonders of the park.

Your private day will be approximately eight hours and include expert instruction, in-park transportation, and snacks. Activity levels will be tailored to your group.

Wolves in Winter

Start: 6:30 or 8 a.m. at Gardiner, Mammoth, or Lamar

Immerse yourself in the world of wolves. Learn about their historic reintroduction, their effect on park ecology, and challenges with their management. With any luck, you'll even see them! Includes a short snowshoe, ski, or hike if you choose.

Wildlife Watching on the Northern Range

Start: 6:30 or 8 a.m. at Gardiner, Mammoth, or Lamar

Discover the diverse and abundant wildlife of Yellowstone's Northern Range. Learn how to search for wildlife and interpret their behavior. You'll also explore the vital role each species plays in the Yellowstone ecosystem. Includes a short snowshoe, ski, or hike if you choose.

Yellowstone by Ski or Snowshoe

Start: 8 a.m. at Gardiner, Mammoth, or Lamar

All-day cross-country skiing or snowshoeing in Yellowstone's winter wilderness. We will be both active participants and quiet observers while learning about wildlife, history, ecology and geology on carefully chosen trails.

Rates: 1–5 people \$495, 6–13 people \$625

Advanced reservations are required.

Call 307-344-2294

Monday-Friday 8 a.m. to 4:30 p.m.



YELLOWSTONE
ASSOCIATION
INSTITUTE

INSPIRE. EDUCATE. PRESERVE.

www.YellowstoneAssociation.org

Your Fee Dollars at Work

Your entrance fee helped pay for the renovation of the Canyon Visitor Education Center as part of the Federal Lands Recreation Enhancement Act (FLREA). This act authorizes participating parks to keep 80% of the fees to fund maintenance, repair projects, public service programs, and natural and historical resource preservation. The remaining 20% of the fees generally goes to parks that don't collect fees but have similar needs and to fund other National Park Service projects.

Why have fees?

Managing public lands requires a major financial investment, which comes mostly from general tax revenues. Recreational use fees ensure that actual users pay an increased share of the costs, and these fees are applied to projects at the area where they were collected.

About the Fee Program

- ◆ Allows a significant portion of the fees collected at a public area to be spent directly on behalf of that area.
- ◆ Encourages each agency to develop fair and equitable fee collection programs, whether the public areas are large or small, urban or wilderness, natural or historical.
- ◆ Promotes the collection of fees where such fees can cover the cost of a new activity. In some cases, visitors will have to pay for activities that previously were free.

Services in the Park

10

Winter 2007-2008

"They said they'd seen it all

in Yellowstone. We politely suggested one of our Lodging & Learning packages. Four days later, that same family couldn't stop talking about all the new things they'd discovered about the park, and themselves. We just smiled."



Yellowstone.
Don't just see it,
experience it.

For individual reservations, Winter Get-Away Packages and all other information, call: 866-GEYSERLAND (439-7375) or 307-344-7311. For Lodging & Learning Package reservations and information, call 307-344-5566. www.travelyellowstone.com

YELLOWSTONE

NATIONAL PARK LODGES

Operated by Xanterra Parks & Resorts®

BEAUTIFUL PLACES ON EARTH.®
www.xanterra.com

Xanterra Parks & Resorts is an authorized concessioner of the National Park Service.

WINTER LODGING & LEARNING PACKAGES

Naturalist-guided daily adventures.
Lodging and meals included.

Family Winter Holiday
(4 nights) Available
December 28*, January 18
& February 15
\$2080 (2 adults, 2 children)

Winter Rendezvous at Mammoth
(4 nights) Available
March 4-8 & 8-12
\$739 per person

Winter Wolf Discovery
(4 nights) Available
December 26*-February 27
\$545 per person

Winter Wildlife Expedition
(4 nights) Available
January 5 & 19, February 2 & 16
\$545 per person

Yellowstone on Skis
(4 nights) Available
January 12 & 26,
February 9 & 23
\$869 per person

Winter in Wonderland
(5 nights) Available
December 24*-February 25
\$1029 per person

WINTER GET-AWAY PACKAGES
AVAILABLE
Rates starting at
\$109 per person

Rates are double occupancy and do not include tax.
*Rates for December packages may be higher.

XANTERRA'S LONG TERM COMMITMENT TO SUSTAINABILITY

As an environmental leader in the hospitality industry, we serve as a role model for others. We take this role seriously. The days of recycling being "the single measure" of environmental responsibility are long gone. Today Xanterra, through our environmental management system called *Ecologix*, is incorporating sustainable practices in all aspects of our operations, from food to fuel, from emissions reduction to renewable energy.

Our Sustainability Report is our environmental report card!

Our Sustainability Report details the environmental impacts related to our operations throughout the U.S. We use our *Ecometrix*, data that specifically measure our energy and resource consumption, emissions, waste management, recycling, pollution prevention and overall sustainability efforts. To validate our findings, we enlisted a third-party environmental auditing firm; their assessment confirms the accuracy of our data.

Our Environmental Vision Goals chart our course!

Because we have accurate metrics in place, we have established our **2015 Environmental Vision Goals**. These include:

- 1) decrease fossil fuel usage by 30% based on year 2000 usage
- 2) increase usage of renewable energy to provide 7% of total electricity consumed
- 3) decrease greenhouse gas emissions by 30% based on year 2000
- 4) divert from landfill 50% of all solid waste generated
- 5) increase purchase of sustainable food items to 50% of all company-wide food expenditures
- 6) achieve companywide average fuel economy standard of 35 mpg for all passenger vehicles (under 10 persons) purchased annually
- 7) generate zero hazardous waste
- 8) decrease water usage by 25% based on year 2003

For more information on Xanterra's commitment to sustainability and social performance, we invite you to review our *Sustainability Report*, located in guest rooms and lodging front desks. The information is also available at www.Xanterra.com.



Accessibility in Yellowstone National Park

Yellowstone National Park is improving accessibility for all visitors. Most vault toilets in the picnic areas and campgrounds are accessible. Some self-guiding boardwalk trails, picnic tables, campground sites, fishing areas, and backcountry campsites are also accessible.

For more details, ask for the *Visitor's Guide to Wheelchair Accessible Features in Yellowstone National Park*, available free at all entrance stations, visitor centers, and on the park's website.




If you need a sign language interpreter for National Park Service interpretive programs, please make arrangements three weeks in advance by calling 307-344-2251.

For more information:

Park Accessibility Coordinator
P.O. Box 168
Yellowstone National Park, WY
82190
307-344-2017

TDD only (Telecommunications
Device for the Deaf): 307-344-2386
www.nps.gov/yell



Yellowstone Park Service Stations, Inc. has been serving Yellowstone visitors since 1947. Since 1972, we have also served winter travelers, offering quality petroleum products at four winter locations.

Snowmobile fuel is available via 24-hour credit card fueling at Old Faithful, Fishing Bridge, and Canyon December 19-March 9

and 8 AM-5 PM at Mammoth Hot Springs, December 19-March 2

Conoco, Master Card, Visa, Discover, and American Express credit cards are accepted.

YPSS Celebrates Yellowstone Explorers of Yesteryear and Today

One of the most interesting visitors to the Yellowstone area in 1865 was Father Francis Xavier Kuppens, a Belgian priest of the Jesuit Order, who offered this recollection 32 years later:

About the years 1865-66 I was stationed at the old Mission of St. Peter's on the Missouri River near the mouth of Sun River. A great part of that winter and spring I spent with the Pigeon [Piegan] Indians roaming from place to place south... It was while leading this nomad life that I first heard of the Yellowstone. Many an evening in the tent of Baptiste Champagne or Chief Big Lake the conversation, what little there was of it, turned on the beauties of that wonderful spot. I do not know that the narrator always adhered strictly to facts, but making allowance for fervid imagination there was sufficient in the tale to excite my curiosity

and awaken in me a strong desire to see for myself this enchanted if not enchanting land. In the spring with a small party of Indians hunting buffalo, I persuaded a few young men to show me the wonderland of which they had talked so much. Thus I got my first sight of the Yellowstone. I shall not attempt to describe it, that has been done by many abler pens than mine; but you may be sure that before leaving I saw the chief attraction—the Grand Cañon, hot and cold geysers, variegated layers of rock, the Fire Hole, etc. I was very much impressed with the wild grandeur of the scenery.

May your wanderings in and reflections of Yellowstone bring you the simple peace and lasting memories experienced and recorded by Father Kuppens.

Services in the Park

Winter 2007-2008

11

YELLOWSTONE NATIONAL PARK

Medical Services Guide 2007/2008 Winter Season



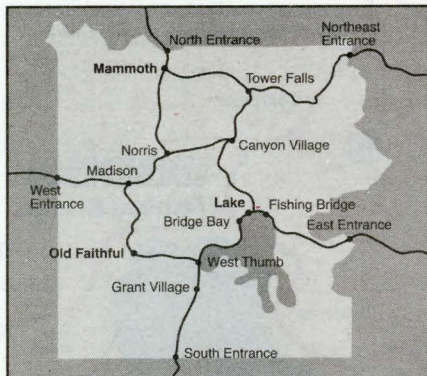
MEDICAL SERVICES AT YELLOWSTONE

Emergencies

Dial "911" or contact any National Park Service ranger within the park boundaries. Specially trained rangers provide rescue, emergency medical care, and ambulance service.

Mammoth Clinic Open

Medcor's urgent-care clinic at Mammoth is open year round and open to the public. Staffed by a full-time board-certified physician and experienced RN's, the Mammoth clinic is equipped for most medical emergencies, as well as for routine medical care. Services include injury and illness treatment, x-rays, and some lab and pharmacy services. If in-patient care or other advanced services are required, the clinic staff can stabilize patients and arrange for appropriate transfer to a hospital outside the park.



During the winter season, the clinic at Lake Village is closed and the clinic at Old Faithful is only open periodically.

Winter Hours

Mammoth Clinic
Open Year Round
(307) 344-7965

Lake Clinic
Closed for Winter

Old Faithful Clinic
Open intermittently
(call Mammoth
Clinic for information)

8:30 am – 5:00 pm M-Th
8:30 am – 1:00 pm F

Yellowstone Medical Providers

National Park Service Rangers

Professionals trained in fire, rescue, emergency medicine, law enforcement, and wilderness operations. www.nps.gov

Medcor

Medical staff, systems, software and services on-site and on-line across the country. www.medcor.com

Eastern Idaho Regional Medical Center


Air ambulance, on-line emergency medical direction, training, and trauma/specialty care from one of America's top 100 hospitals. www.eirmc.com

Stay Safe & Healthy at Yellowstone

Yellowstone is a large wilderness area with many natural hazards, including wild animals, scalding hydro-thermal features, freezing temperatures, blinding snow, thin ice, deep and running water, and high altitude. Please follow all national park regulations and common-sense precautions to stay safe and healthy while enjoying your visit to Yellowstone.

© 2007 Medcor, Inc. All rights reserved.

Yellowstone General Stores



Yellowstone General Stores operates 12 retail stores with every attempt to cater to all of your needs while visiting the world's first national park.

Enjoy a nice respite from your travels. Yellowstone General Stores are unique in architecture and located in scenic settings at each major area throughout Yellowstone National Park (see map). Visitors will find our staff to be helpful in assisting with merchandise, scenic stops or the latest wildlife sightings.

Food and beverage services offer a variety of selections to satisfy any wilderness hunger. Relax with a cup of coffee, ice cream, or snack while taking in the wonders of Yellowstone National Park. We also offer a full line of grocery items to meet your day trip or camping needs.

Explore the wide spectrum of collectibles, novelties, and apparel in our souvenir sections and take away more than a memory. Personal memories may also be preserved at our photo centers, which offer digital film processing.

Outdoor enthusiasts can find a variety of supplies and equipment to explore Yellowstone National Park!

Visit Old Faithful, Grant, Fishing Bridge and Canyon General Stores to join our "Pathways at Yellowstone" Program where you will meet talented and interesting artists and authors who make unique Yellowstone products!

Yellowstone General Stores is grateful for the opportunity to operate within Yellowstone National Park, and feels an obligation of stewardship toward the natural, cultural, and historic resources for future generations. Our Environmental Management System, "GreenPath" is recognized according to international standards, ISO 14001. We implement programs to minimize our impact while operating in a unique pristine environment and strive for continual environmental improvement.

Yellowstone General Stores is a division of Delaware North Companies Parks and Resorts, a leading hospitality company managing concession operations at our nation's treasures.



In winter, the Mammoth General Store is the only general store open in the park. Most store services described above are available, plus a hot lunch is offered. The store sometimes is closed on Sundays and holidays; check locally.

IMPORTANT PHONE NUMBERS

EMERGENCY: 911


Lodging, dining, camping, activities:
307-344-7311 or
TDD 307-344-5395

Park Information:
307-344-7381

Park Tip Line
307-344-2132

Call the tip line to report a crime or criminal activity.
Leave as much detail as you can—who, what, where,
when. Leave your name and number, or you can remain
anonymous.

Use the card that protects the wonders and wildlife of Yellowstone!



U.S. Bank contributes a percentage of every purchase to the Yellowstone Park Foundation to help fund projects that protect the wonders and wildlife of Yellowstone National Park.

Go to www.ypf.org or call 1-800-853-5576 (press "1", then ext. 8301) to sign up for your Yellowstone Park Foundation Visa® Platinum Card today!

U.S. Bank National Association ND is creditor and issuer of the Yellowstone Park Foundation Visa Platinum Card.

Card photos by Tom Murphy.

YELLOWSTONE

**SPEED
KILLS**
more than
100
deer
moose
bears
elk
bison
wolves

each year



**SLOW DOWN
and save a life**

Spring Plowing Starts in March

Groomed roads will close to over-snow vehicles (snowmobile and snowcoach) for spring plowing at 9 PM as follows:

March 2: Mammoth to Norris

March 4: Madison to Norris to Canyon

March 9: All other park roads close to over-snow traffic.

Roads close at 9 PM on the days listed.

Spring road opening dates on page 9.

Chambers of Commerce

Montana
Big Sky 406-995-3000
Billings 406-245-4111

Bozeman
406-586-5421

Cooke City-Silver
Gate 406-838-2495

Gardiner
406-848-7971

Livingston
406-222-0850

Red Lodge
406-446-1718

West Yellowstone
406-646-7701

Wyoming
Cody 307-587-2297

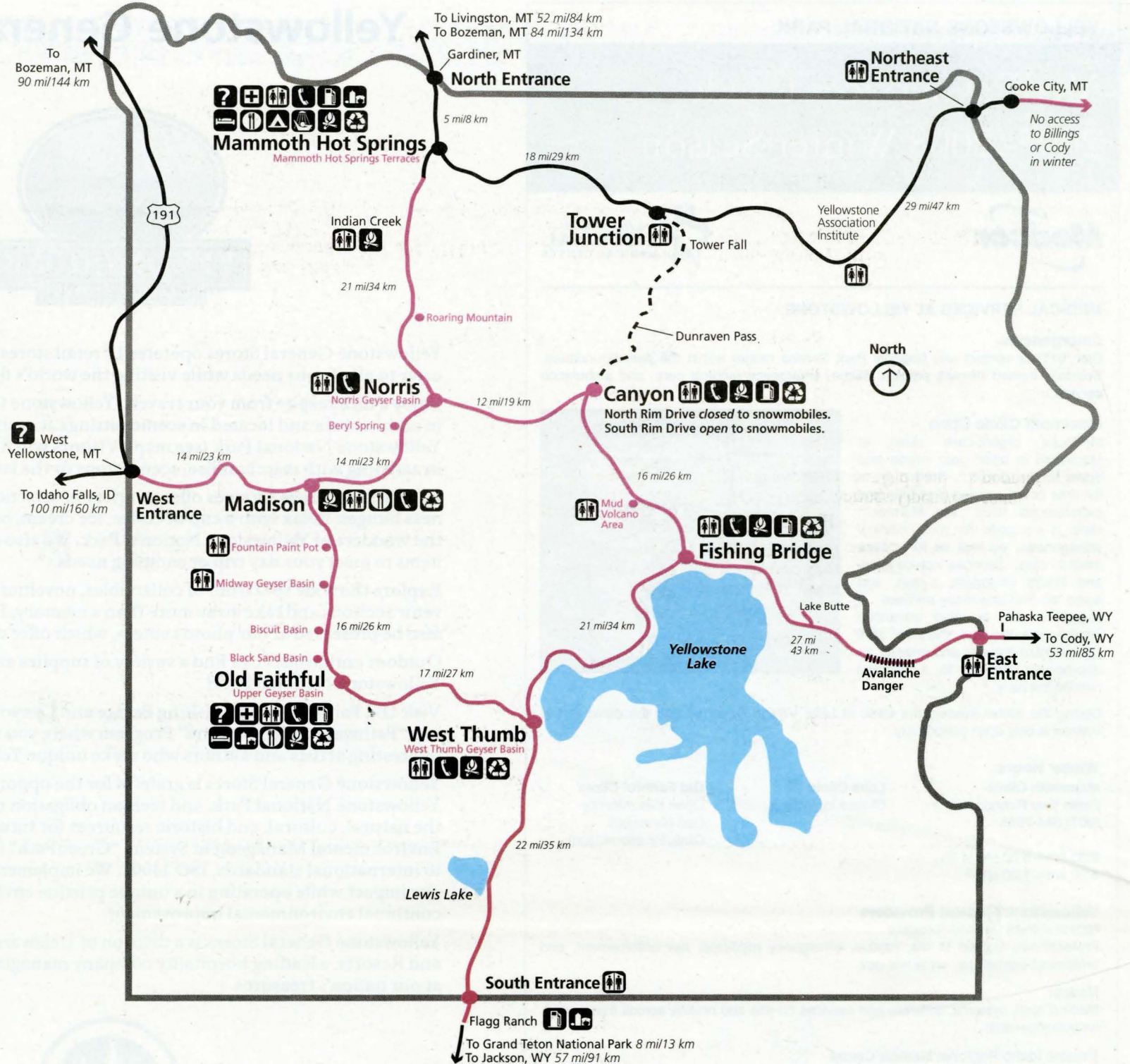
Dubois 307-455-2556

East Yellowstone/
Wapiti Valley
307-587-9595

Jackson 307-733-3316

Idaho
Idaho Falls
208-523-1010

Eastern Idaho Info
Center
800-634-3246



Mammoth Clinic
Open weekdays 8:30 AM-5 PM; closed Friday afternoons; call 307-344-7965.

Old Faithful Clinic
Open periodically during January & February. Call the Mammoth Clinic for current days and times or to schedule an appointment.

Visitor Centers
Mammoth Hot Springs: Open year-round, except Thanksgiving, Nov. 22
Old Faithful: Dec. 19-March 9
West Yellowstone Visitor Information Center: Dec. 19-March 9

Snowmobile Fuel
Canyon, Fishing Bridge, Old Faithful (24-hour credit card fueling): Dec. 19-March 9
Mammoth Hot Springs (8 AM-5 PM): Dec. 19-Mar. 2

Food Service
Dining Rooms:
Mammoth Hotel, Dec. 21-Mar. 2 (reservations recommended: 307-344-7311 or toll-free 866-439-7375)
Old Faithful Snow Lodge, Dec. 19-March 9
Fast Foods: Old Faithful Snow Lodge-Geyser Grill, Dec. 19-March 9
Snack Bar: Madison warming hut Dec. 19-March 9

General Store
Mammoth Hot Springs: Generally open daily; may be closed on holidays and some Sundays.

Restrooms
Lodging
Mammoth Hot Springs Hotel: Dec. 21-Mar. 2
Old Faithful Snow Lodge: Dec. 19-March 9 (reservations: 307-344-7311 or toll-free 866-439-7375)

Campground
Mammoth Hot Springs: Open year-round (primitive camping at Old Faithful; permit required)

Warming Huts
Dec. 19-March 2: Mammoth, Indian Creek
Dec. 19-March 9: All others (Canyon, Fishing Bridge, Madison, Old Faithful, West Thumb)

Telephone
Recycling

Over-snow routes
no wheeled vehicles; closed 9 PM-7 AM

Closed to all vehicles

www.nps.gov/yell • www.YellowstoneAssociation.org • www.TravelYellowstone.com

ConocoPhillips

All service stations in Yellowstone offer environmentally sensitive fuels, specially formulated by ConocoPhillips to reduce hydrocarbon emissions and decrease other pollution-related problems.

Park Information: 307-344-7381 (TDD: 307-344-2386) • Emergency—Dial 911 • Road updates: 307-344-2117