

YELLOWSTONE Today



Winter 2003/2004

Official Newspaper of Yellowstone National Park

National Park Service
U.S. Department of the Interior



NPS photo/Balthus; below left, NPS photo/B. Suderman

CONTENTS

NEW WINTER USE PLAN & RULES	5
Safety & Rules	Front Cover, 2, 4, 7
MAP	Back Cover
Essential Yellowstone	3
ACTIVITIES:	CENTER SECTION, A-D
Snowmobiling	6
Skiing & Snowshoeing	7
Friends of Yellowstone	8
Spring In Yellowstone	9
Services	10-11

Enjoy Yellowstone's Winter Wonderland Safely

Snow and cold combine with natural wonders to create an incomparable winter experience in Yellowstone. Prepare yourself well to enjoy your winter visit safely.

- ◆ Use extra care near canyons, waterfalls, hydrothermal areas, overlooks, and wildlife.
- ◆ Watch your children. Your hand and voice may be too far away once your child leaves your side.

- ◆ The only road open for year-round automobile travel is the Gardiner, MT-Cooke City, MT road (North Entrance to 7 miles east of the Northeast Entrance). Mud/Snow tires or chains are recommended and at times may be required.
- ◆ Snowmobiles and snowcoaches are permitted only on groomed roads; sidehilling and off-road travel are illegal.

- ◆ Before beginning your trip—whether on snowmobile, skis, or snowshoes—obtain an up-to-date road and weather report.
- ◆ Keep your distance from wildlife—100 yards from bears, 25 yards from bison, elk, bighorn sheep, deer, moose, wolves, coyotes—and never feed them.

Additional safety tips on pages 2, 4, and 7.

YELLOWSTONE ASSOCIATION
PO BOX 117
YELLOWSTONE NTL PARK, WY 82190

NON-PROFIT
ORGANIZATION
U.S. POSTAGE PAID
BOZEMAN, MT
59715
PERMIT #106

Be Safe & Legal—Read This Page

Winter 2003/2004

CAUTION: SCALDING WATER

Beautiful but deadly: Yellowstone's hydrothermal features can kill you. Their waters are frequently near or above boiling. Their crust is thin, breaks easily, and often overlies scalding water. People have died in these pools.

- **You must stay on boardwalks and designated trails.** They protect you and preserve delicate formations.
- **Keep your children close to you at all times;** make sure they understand the danger.
- Pets are prohibited in hydrothermal areas.
- Swimming or bathing is prohibited in hydrothermal pools or streams where water flows entirely from a hydrothermal spring or pool.
- **Where swimming is allowed, swim at your own risk.** Yellowstone's natural waters tend to be very hot or very cold, and immersion in extreme temperature water can be fatal. Thermal water can also harbor organisms that cause a fatal meningitis infection and Legionnaires' disease. Exposing your head to thermal water by immersion, splashing, touching your face, or inhaling steam increases your risk of burns and infection. Obtain more information at any ranger station or visitor center.

STAY AWAY FROM WILDLIFE

Yellowstone is not a zoo and the animals are not tame. **Do not approach any wildlife.** View them from the safety of your vehicle. If an animal reacts to your presence, you are too close.

Keep your distance and stay safe—and you will be rewarded by seeing more of an animal's natural behavior and activity. This is especially important in winter: Cold and deep snow can make finding food difficult and any extra movement costs animals precious energy.

Each year park visitors are injured by wildlife when they approach animals too closely. **You must stay at least 100 yards (91 m) away from bears and at least 25 yards (23 m) away from all other animals—including bison, elk, bighorn sheep, deer, moose, wolves, coyotes.**

BISON are unpredictable and dangerous; they weigh up to 2,000 pounds (900 kg) and sprint 30 miles per hour (48 kph). Visitors are injured every year.

COYOTES quickly learn habits like roadside feeding. This may lead to aggressive behavior toward humans and can increase the risk of the coyote being poached or hit by a vehicle.

BEARS may be out in early and late winter. Be alert for tracks and sign; do not approach carcasses. If you observe a bear or bear sign, report it to a park ranger as soon as possible.

RAVENS have learned to unzip and unsnap packs. Do not allow these birds access to your food.

Wildlife Have the Right of Way

- If you are snowmobiling, follow the guidelines on page 6.
- If you are skiing or snowshoeing, stop or detour around animals.

Watch for Ice on Roads and Trails

Only two roads in the park are plowed:

- 1 Between the North Entrance and Cooke City, Montana
- 2 From Mammoth Hot Springs to the parking area at the Upper Terraces

- ◆ They are maintained only during daylight hours and may close during severe storms.
- ◆ Expect snowpack, ice, frost heaves, drifts.
- ◆ Mud/snow tires or tire chains may be required and are recommended.

- ◆ Speed limit for all vehicles, including snowmobiles, is 45 mph (73 kph), lower where posted.
- ◆ Do not stop on the road and block traffic when viewing wildlife or scenery. Use pullouts.

- ◆ Trails and overlooks may be snow-covered, icy, and dangerous.
- ◆ Obey trail closures. Proceed cautiously at all times and watch your children.

Avalanches

Avalanches occur throughout Yellowstone on slopes 25° or steeper. Be especially alert for them if you are snowmobiling over Sylvan Pass or if you are skiing or snowshoeing in the backcountry. It is your responsibility to check conditions before beginning a trip, and to know the warning signs, safety rules, and how to respond should you or one of your party be caught in an avalanche. **See page 4 for more information.**

Attention Anglers

The fishing season in Yellowstone National Park is open late May through early November.

Backcountry Permits

Permits are required for **overnight backcountry use**. Obtain them in person up to 48 hours in advance from any ranger station. Rangers will provide information on weather, trails, snow conditions, and any special winter hazards. Backcountry winter campers must carry stoves and fuel for cooking and melting snow; no wood fires allowed.

High Altitude

Most of the park is above 7,500 feet (2,275 m). Allow time to acclimate. Be aware of your physical limitations; don't overexert. Drink plenty of water to forestall the dehydrating effects of the park's dry climate. Stop and rest often.

Hypothermia and Frostbite

Know the warning signs of hypothermia and frostbite and treatment for both. They occur when you are exposed to cold temperatures, wind, and when you lack sufficient layers of clothing and appropriate gear.

Hypothermia is a rapid loss of body heat that can cause death if not treated. Early warning signs include shivering, slurred speech, memory lapses, drowsiness, and exhaustion. Know these warning signs and how to treat them. Seek help as soon as you can.

Frostbite can permanently damage tissue and affect use of fingers, toes, nose, ears, or other extremities. Protect yourself with warm, layered clothing and frequent stops to warm up.

Lost & Found

Call 307-344-2109 to report or retrieve lost items.

Pets

Pets must be leashed. They are prohibited on all trails, in the backcountry, and in hydrothermal basins. Pets are not allowed more than 100 feet from a road or parking area. Leaving a pet unattended and/or tied to an object is prohibited.

Winter Camping

Winter car-camping is available only at Mammoth Campground. Heated restrooms and water are available; wood fires allowed. No overnight camping or stopping allowed elsewhere. Primitive winter camping is available at Old Faithful on a limited basis and at backcountry sites. No facilities. Permit required.

Weapons

No firearms or weapons, including state-permitted concealed weapons, are allowed in Yellowstone. Unloaded firearms may be transported in a vehicle when the weapon is cased, broken down or rendered inoperable, and kept out of sight. Ammunition must be placed in a separate compartment of the vehicle.

AVOID These Illegal Situations

- ◆ speeding (radar enforced)
- ◆ driving while intoxicated (open container law enforced)
- ◆ leaving detachable side mirrors attached when not pulling trailers
- ◆ traveling off-road by vehicle or bicycle
- ◆ improperly storing food
- ◆ violating camping regulations & rules
- ◆ having pets off leash or on trails and boardwalks
- ◆ littering
- ◆ swimming in hydrothermal pools
- ◆ traveling off boardwalks in hydrothermal areas
- ◆ removing or possessing natural (antlers, etc.) or cultural (artifacts) features
- ◆ violating fishing regulations
- ◆ feeding or approaching wildlife
- ◆ spotlighting elk, deer, or other wildlife (viewing animals with artificial light)
- ◆ calling in elk by imitating their calls or using buglers
- ◆ imitating wolf howls

Law enforcement rangers strictly enforce all park regulations to protect you and the park.

Know These Numbers

25

= the number of YARDS you must stay away from **all** wildlife—except ...

100

= the number of YARDS you must stay away from a bear

45

= the **speed limit** in the park unless otherwise posted

911

= the number to call in an **emergency**

Winter 2003/2004

Highlights

Geysers & Hot Springs

Yellowstone's unparalleled array of hydrothermal features—geysers, hot springs, mudpots, and steam vents—provide evidence of the active volcano beneath our feet. You can see travertine terraces at Mammoth Hot Springs, acidic features at Norris Geyser Basin and Mud Volcano, mudpots and geysers at Fountain Paint Pot and West Thumb, and giant hot springs at Midway Geyser Basin.

In winter, the clash of extreme heat and cold creates extraordinary beauty—ghost trees, ice cones, eruptions seemingly amplified in the frigid air. Warm ground, steam, and hot water create microclimates where plants grow. Animals are drawn to these sources of food and warmth.

Puffs of steam reveal tiny hydrothermal features that elude summer visitors. Other clues include patches of bare ground, ice-free streams or ponds, and frozen spray.

Grand Canyon of the Yellowstone River

In this spectacular canyon, snow clings to canyon walls in patterns determined by pinnacles, ridges, gullies, and slopes. Steam plumes mark locations of hot springs, geysers, and fumaroles. Massive sheets of ice muffle the roar of the Upper and Lower Falls. At the base of the Lower Falls, spray freezes and grows into an ice cone that sometimes reaches half the height of the falls. Overlooks along the North and South Rims offer views of the canyon and the falls.

Lake Area

Yellowstone Lake is North America's largest high-altitude lake. Set against the Absaroka Mountains, it defines the essence of winter—a wilderness snowscape, harshly beautiful.


On average, the lake is ice-locked by December 25. Between freeze-up and the accumulation of insulating snow, solar radiation causes heating and expansion of the vast sheet. The lake "sings" as ice creaks, pops, and groans. Its surface freezes solid except for isolated spots of hydrothermal activity.

Watching Wildlife

Yellowstone is home to a variety and abundance of wildlife unparalleled in the lower 48 states. As you travel snow-covered roads by snowmobile or snowcoach, look for birds along the waterways, elk and bison in the hydrothermal areas, and coyotes almost anywhere. Along the road between Gardiner and Cooke City, Montana, you may see large numbers of elk and bison. This is also where wolves are seen frequently. Ask for a free copy of "Yellowstone Tracker" at visitor centers for more information about wildlife in winter.



NPS photo/Peaco



NPS photo/Douglas

Keep a safe distance while you view hydrothermal features, such as Old Faithful (above) and wildlife, such as this coyote.



NPS photo/Peaco

Habituated wildlife can quickly become conditioned to human foods. Swans, coyotes, bighorn sheep, bears, ravens, and other species have all demonstrated begging behavior in Yellowstone. This seemingly harmless activity is dangerous for both you and the animals. Human foods in an animal's diet may result in tooth decay, ulcers, digestive problems, or failure to accumulate fat reserves for the winter. Beggar birds and other wildlife may become aggressive and have occasionally injured park visitors.

- ◆ Respect wildlife—never approach too closely and be alert for changes in their behavior. If an animal reacts to your presence, you are too close.
- ◆ Never feed wild animals—including ravens.
- ◆ Follow the law: Stay at least 100 yards away from bears and 25 yards away from all other animals.

Facts & Tips

- ◆ Area: approximately 2.2 million acres or 3,472 square miles in Wyoming, Montana, and Idaho
- ◆ Elevations: 5,300 ft (1,608 m) at the North Entrance to almost 11,358 feet (3,640 m) at Eagle Peak on the east boundary; most roads lie at 7,500–8,000 feet (2,275–2,427 m)
- ◆ Yellowstone Lake: about 141 miles (227 km) of shoreline and approximately 132 square miles (341 sq km) of surface area
- ◆ Hydrothermal features: About 10,000 hydrothermal features, including more than 300 geysers
- ◆ Winter temperatures often hover near zero throughout the day, occasionally reaching highs in the 20s. Subzero nighttime lows are common.
- ◆ The lowest recorded temperature is -66°F at the West Yellowstone station on February 9, 1933.
- ◆ Annual snowfall averages 150 inches. At higher elevations, amounts are normally more than 200 inches annually, and, in some locations, more than 400 inches. In contrast, the Lamar Valley often has less than 24 inches on the ground.

Questions?

Ask a ranger at the visitor centers or warming huts. See the center section of the paper for the locations and times.

Ranger-Led Programs!

Want to try out snowshoeing? Or take a tour of the park? Ranger-led programs are listed in the center section of the paper. You'll also find out about other educational programs.

For More Information

- ◆ consult the official map and guide you received at the entrance station
- ◆ read about wolves and other park wildlife in "Yellowstone Tracker," a free publication available at visitor centers
- ◆ ask for free handouts about other park topics and features, such as bison management or Old Faithful Geyser
- ◆ look at materials available in the educational bookstores
- ◆ stay in touch via www.nps.gov/yell



Winter Safety Tips

Winter 2003/2004



NPS photo/Peaco

Please leave the ski tracks for the skiers; don't walk or snowshoe in them.

For Skiers and Snowshoers

- ◆ Evaluate your party's capabilities. Plan your outing so that everyone will enjoy it.
- ◆ Know your equipment's capabilities and weaknesses and be prepared to repair it.
- ◆ Never go close to geysers, hot springs, or mudpots. You may fall through overhanging snow ledges or thin crust. Do not leave designated trails in hydrothermal areas.
- ◆ Beware of icy conditions on downhill grades leading into hydrothermal areas. Side-step or walk down the hill rather than risk skiing out of control into a boiling pool.
- ◆ When crossing frozen lakes, use extreme caution and check ice thickness by prodding with a ski pole. Ice, snow covered or not, may be thin, especially near inlets, outlets, and waters warmed by hydrothermal activity. Crossing rivers may be dangerous; some have bridges and some do not. Ask a ranger about local crossings.
- ◆ Do not approach wildlife. Wild animals are unpredictable; if they charge, you can't outrun them in deep snow. If they run, you are forcing them to use energy they need to survive.
- ◆ When passing through areas of dead trees (snags), stay on established trails and be alert. Snags can fall with little warning.
- ◆ Exertion in dry mountain air can dehydrate you. Drink two quarts of water a day. Carry gear to melt water from snow or dip it out of a stream from a safe distance with a ski pole. Boil water from lakes or streams to reduce the chance of infection from water-borne diseases.
- ◆ Learn as much as you can about winter survival. Talk with park rangers before you leave on any trip. Many good books are also available on this topic.
- ◆ Follow basic ski etiquette: skiers going uphill yield to those going downhill.
- ◆ Let someone know where you are going.
- ◆ On groomed roads used by snowmobiles, keep to the right.
- ◆ Orange trail markers attached to trees may be difficult to find in winter.
- ◆ If you venture into the backcountry, carry a USGS topographic map and a compass—and know how to use them.
- ◆ Even on a well-marked trail, you can become lost easily in a whiteout or blizzard.
- ◆ Attempt off-trail travel only if you are completely familiar with the specific area where you will be skiing.
- ◆ Obtain specific information on conditions at the area's ranger station, backcountry office, warming hut, or visitor center.
- ◆ Most of the park is above 7,000 feet. If you are coming from lower elevations, acclimate yourself and test your capabilities by taking short day trips before considering longer excursions.

Weather

Yellowstone's weather is unpredictable and changes suddenly. Obtain current weather conditions and forecasts at visitor centers or ranger stations. Be prepared for a range of conditions, whether you are out for several hours or overnight. Know the locations of warming huts and phones (map on the back page). Plan your trip and follow your plan.

Avalanches

- ◆ Avalanche hazard can be high on roads between the East Entrance and Fishing Bridge Junction, on Dunraven Pass, on trails in the Cooke City vicinity, and in many areas of the backcountry. Learn about avalanche mechanics, safe travel methods, and rescue procedures *before* going into the backcountry.
- ◆ Avalanches most commonly occur on hillsides or in canyons with slopes of 30–45°, but can happen on any slope.
- ◆ When travelling through such areas, cross the slope one at a time while others watch.
- ◆ Avalanches are more likely to occur during or after heavy fresh snowfall, high winds, or extreme temperature changes.
- ◆ Check the Gallatin National Forest Avalanche Center, 406-587-6981 or www.mtavalanche.com, for avalanche advisories for Bozeman, Livingston, West Yellowstone, and Gardiner; or check with a local ranger for a current forecast.

For Snowmobilers

- ◆ Dress for extreme cold. Essential items: helmet, face mask, heavily insulated gloves or mittens, felt-lined boots, and a heavily insulated snowmobile suit. Avoid tight-fitting garments; they restrict circulation and increase the possibility of frostbite.
- ◆ Carry extra food for 12 hours beyond your planned trip, extra fuel, drive belt, spark plugs and appropriate tools, plus extra parts that frequently break down or wear out. Always include a flashlight, matches and a first aid kit. Repair services are not available in the park except for minor repairs and parts at Old Faithful.
- ◆ Know the locations of warming huts, snowmobile gas, visitor centers, and public phones (see the back page of this newspaper).
- ◆ Before starting your trip, check on road and weather conditions. Blowing and drifting snow can be especially hazardous in Hayden Valley (between Canyon and Fishing Bridge junctions) and on Swan Lake Flats (approximately 4 mi [6.4 km] south of Mammoth Hot Springs).
- ◆ Avalanches may occur on steep hills or in canyons. When travelling through such areas, do not bunch up—spread out. Avalanches are more likely to occur during or after heavy fresh snowfall, high winds, or extreme temperature changes.
- ◆ Hazardous conditions may temporarily close Sylvan Pass (between the East Entrance and Fishing Bridge Junction).
- ◆ The road from Tower Junction to the Washburn Hot Springs Overlook, 4 miles (6.4 km) north of Canyon Junction, is closed to snowmobiling due to avalanche danger.

Wild Animals Have the Right of Way!

- ◆ If bison or other wildlife are on the road, stop at least 25 yards away and/or pull your machine as far as possible to the opposite side of the road; give them a chance to move off the road.
- ◆ Do not make sudden or erratic movements; use groomed pullouts where possible.
- ◆ Do not chase animals or cause them to stampede.
- ◆ If the animal appears agitated, do not attempt to pass as any advance may cause the animal to charge.
- ◆ If animals run toward you and you can confidently turn around, do so, moving to a safe place to reassess the situation.
- ◆ If they walk or run toward you and you cannot turn around, get off your machine and stand to the side of it, keeping the machine between you and the animals.
- ◆ If they are standing calmly, inch toward them and assess their behavior. If they remain calm, pass on the opposite side of the road at a slow speed.

There is no guarantee of your safety.

Winter Use In Yellowstone

5

Winter 2003/2004

To protect you and the park, components of the new winter use plan will be phased in during this winter and next. Many winter visitors are affected.

The New Winter Use Plan

Winter use in Yellowstone National Park has been a significant issue for the past decade, generating hundreds of thousands of public comments, reams of research results, and several lawsuits. The November 2000 Record of Decision for the Winter Use Final Environmental Impact Statement called for eliminating recreational snowmobile use by this winter. To settle a lawsuit brought against this decision, the National Park Service prepared a Supplemental Environmental Impact Statement to solicit more public comment and consider any new or updated information (especially about new snowmobile technology). A new Record of Decision, issued March 25, 2003, phases in a new winter use plan during several years that allows limited use of snowmobiles and continues research on impacts to humans, wildlife, and other resources in the park. The plan continues to evolve.

Goals

- ◆ Provide a high quality, safe and educational winter experience for all visitors.
- ◆ Provide for visitor and employee health and safety.
- ◆ Preserve pristine air quality.
- ◆ Preserve natural soundscapes.
- ◆ Mitigate impacts to wildlife.
- ◆ Minimize adverse economic impacts to gateway communities.

Policy Changes for 2003/04

- ◆ Implement daily limits on snowmobiles.
- ◆ Require entrance reservations for **all** snowmobiles (commercial and non-commercial) into Yellowstone National Park.
- ◆ Require 80% of snowmobile entries to be commercially guided.
- ◆ Require commercially guided operations to be BAT (Best Available Technology), which ensures oversnow vehicles are the cleanest and quietest commercially available.
- ◆ Encourage rentals and private snowmobiles to be BAT. (All snowmobiles must be BAT in 2004/05.)
- ◆ Continue monitoring air quality, noise levels, wildlife, and visitor experience.
- ◆ Require all snowmobile operators to be licensed. (No learner permits allowed.)

Phasing In the Plan

The winter use plan will be phased in over two years to allow communities, permittees, visitors, and concessioners time to adapt. Winter use policies will be reviewed and may change as managers gain experience with the policies and knowledge from the monitoring program. This is the principle of adaptive management, the core of the new winter use plan.



NPS Photo/Peaco

Planning a Winter Visit

SNOWMOBILERS: You Need a Snowmobile Entrance Reservation

Anyone entering Yellowstone National Park by snowmobile must have a snowmobile entrance reservation. Only 950 snowmobiles will be allowed in the park each day. To ensure entrance on the days you prefer, make reservations before you arrive.

Cost of Snowmobile Entrance Reservation:

\$10 per snowmobile for one day
\$3 per snowmobile for each additional day
You will still have to pay the park entrance fee.

Cost of Park Entrance Fee:

\$15 per snowmobile for one day
\$20 per snowmobile for seven days

To make a snowmobile entrance reservation:

- ◆ Book a trip with Xanterra Parks & Resorts (307-344-7311) or with a Yellowstone National Park authorized guide (listed at www.nps.gov/yell).
- ◆ If you wish to visit the park on your own machine, call Xanterra Parks & Resorts.

How many entrance reservations to make:

- ◆ You must have at least two machines in your group to enter the park, and you will need one entrance reservation per machine, per day.

Group Size Limits:

- ◆ Minimum: two snowmobiles
- ◆ Maximum: eleven snowmobiles

If your group has more than eleven machines:

- ◆ Divide your group into subgroups of no more than eleven machines.
- ◆ Designate a contact person for each subgroup.
- ◆ Make reservations for each subgroup, using the name of the contact person.
- ◆ Make sure each contact person will be present to check in upon arrival.

Checking in when you arrive: You can check in one day prior to your entrance reservation date.

- 1 Make sure you have the confirmation number for each snowmobile entrance reservation.
- 2 Make sure the contact person for each group or subgroup is present to check in.
- 3 Proceed to the check-in location:

North Entrance: Mammoth Snowmobile Hut, 7:30 AM–5 PM.

West Entrance: West Yellowstone Chamber of Commerce, Public Lands Desk, 7 AM–6 PM.

South Entrance: Pay entrance fees and confirm your reservation at the Moran Entrance of Grand Teton National Park. If you enter after Moran has closed, pay fees and check in at the South Entrance of Yellowstone.

East Entrance: Entrance station, 8 AM–4:30 PM.

SNOWCOACH TRIPS

You will still need a seat reservation and will be required to pay the park entrance fee (1 day—\$10; 7 days—\$15; immediate family—\$20).

SKIERS AND SNOWSHOERS: Expect Some Off-Trail Travel Restrictions

In important winter wildlife habitat, cross-country ski and snowshoe travel may be restricted to designated routes. The park is currently developing these guidelines. The information will be posted at winter trailheads, in visitor centers and warming huts, and at www.nps.gov/yell.



For more information

www.nps.gov/yell ◆ *Yellowstone Resources & Issues 2003* (available on the park's website, or for purchase at park visitor centers or at www.YellowstoneAssociation.org) ◆ Xanterra Parks & Resorts: 307-344-7311

Snowmobilers: Read This Page

Winter 2003/2004

Left arm extended straight out from shoulder and pointing in the direction of the turn.

LEFT TURN

RIGHT TURN

Left arm raised at shoulder height, elbow bent and forearm vertical with palm of hand flat.

SLOWING/STOP

Left arm extended out and down from the side of the body with a downward flapping motion of hand to signal warning or caution.

Artwork courtesy of Xanterra Parks & Resorts

New regulations take effect this winter.

You are responsible for knowing all the rules and regulations.

- ◆ Private snowmobilers **MUST** have one snowmobile entrance reservation per machine (see page 5) and you will still need to pay the park entrance fee.
- ◆ Snowmobilers entering the West Entrance must purchase park entrance passes **before** arriving at the gate. Purchase them at the West Yellowstone Chamber of Commerce, Public Lands Desk (7 AM–6 PM).
- ◆ You must travel with at least two machines. Single machines will not be allowed in the park.
- ◆ Snowmobile operators must have a valid state motor vehicle driver's license in possession. No learner's permits allowed.
- ◆ Roads are open **ONLY** between 7 AM and 9 PM. Snowmobiles and snowcoaches are not allowed to operate in the park between 9 PM and 7 AM.
- ◆ Use hand signals when turning or stopping.
- ◆ Allow enough distance between snowmobiles when traveling.
- ◆ Pass only when safe.
- ◆ If you turn around, stay within the road width.
- ◆ Drive on the right side of the road even if the road is rough.
- ◆ Drive in single file.
- ◆ Wildlife have the right of way.
- ◆ Do not idle your machine more than 5 minutes.
- ◆ When stopping, pull to the far right and park in single file.
- ◆ Stay on designated roads. Sidehilling, bermriding, or any off-road travel is prohibited and carries a fine of up to \$5,000.
- ◆ Report accidents to a ranger.
- ◆ Operating a snowmobile while intoxicated is illegal. Possession of open alcoholic beverage containers, including bota bags, is illegal.
- ◆ Snowmobiles must be registered according to applicable state law. Temporary or non-resident snowmobile registration can be purchased in Montana, Wyoming, and Idaho.
- ◆ Lights and brakes must be in good working condition.
- ◆ Non-commercially guided snowmobiles may not exceed 78 decibels when measured during full acceleration at a distance of 50 feet. Most stock exhaust systems meet this standard; after-market (piped) exhaust systems often do not. Snowmobiles exceeding the decibel standard are denied entry to the park.



ALL ROADS CLOSE AT NIGHT

No snowmobiles or snowcoaches are allowed on park roads between 9 PM and 7 AM.

Plan accordingly.



Snowmobiles are **NOT** allowed on these side roads:

Canyon Junction to Washburn Hot Springs
Firehole Canyon Drive
Fountain Flat Road
North Rim Drive, Canyon area
(South Rim Drive is open to snowmobiles)
Riverside Drive
Virginia Cascades Drive

Snowcoaches ONLY are allowed on these side roads.

- ◆ Use hand signals.
- ◆ Obey the speed limit: 45 mph or less, as posted.
- ◆ Always give animals the right of way.

Know These Numbers

35 mph

is the **speed limit** between the West Entrance and Madison, and between Madison and Old Faithful.

45 mph


or lower

is the speed limit in the park except as noted at left or otherwise posted.

911

= the number to call in an **emergency**

Save On Park Entrance Fees



The National Parks Pass

provides a way to save money when visiting national parks. For one annual fee of \$50, you can enter all National Park System areas. You receive a great value and you also support your favorite national parks. A full 70% of the proceeds from the sales of passes at Yellowstone

will go directly to projects that help visitors experience the area. The remaining proceeds go to a national fund that supports projects at any of the national parks in the system. Purchase your pass at entrance stations or the West Yellowstone Chamber of Commerce (Public Lands Desk), online at www.nationalparks.org or call toll-free: 1-888-GO-PARKS (1-888-467-2757). For an additional \$15, you can upgrade your National Park Pass to a Golden Eagle Pass, which provides admission to all federal fee areas. (Neither pass is good for user or parking fees, such as at Mount Rushmore.)

Private, noncommercial automobile	\$20 (7 days, both Yellowstone and Grand Teton)
Motorcycle	\$15 (7 days, both parks)
Snowmobile (must have reservation)	\$15 (one day); \$20 (7 days)
Single entry (foot, bike, ski, etc.)	\$10 (7 days, both parks)
Annual Pass, both parks	\$40 (valid one year from date of purchase)
National Parks Pass	\$50 (valid one year from date of purchase for entrance fees at National Park Service areas)
Golden Eagle Pass	\$65 (valid one year from date of purchase at most fee collection areas)
Golden Age Pass	\$10 (one-time fee for lifetime pass—available to those citizens or permanent residents of the U.S. 62 years of age and older)
Golden Access Pass	Free (available to those citizens or permanent residents of the U.S. who have been determined to be blind or permanently disabled)
Remember to keep your admission receipt in order to re-enter the park.	

WINTER ACTIVITIES

Winter 2003/2004

What can you do in Yellowstone? Check out the listings inside this special section of *Yellowstone Today*. You'll find activities, talks, and other special events and experiences in and around Yellowstone National Park.

Visitor Centers

Albright Visitor Center, Mammoth

Information, bookstore, and exhibits on wildlife and history. Films on artist Thomas Moran, the national park idea, and an orientation film about Yellowstone.

Daily, year-round: 9 AM–5 PM
Call 307-344-2263.

West Yellowstone Chamber of Commerce, Public Lands Desk

Information, publications. Park entrance passes sold. Check-in for snowmobile entrance reservations.
Daily, Dec. 17–March 14: 7 AM–6 PM
Call 406-646-4403.

Old Faithful Visitor Center

Information, bookstore, and geyser eruption predictions. Award-winning film about hydrothermal features.
Daily, Dec. 17–March 14: 9 AM–5 PM
Call 307-545-2750.

Warming Huts

Interpretive park rangers intermittently staff warming huts.

Canyon

Dec. 17–March 14
24 hours daily.

Light snacks and hot drinks sold during the day; vending machine snacks available any time.

Light snacks and hot drinks sold during the day; vending machine snacks available any time.

Mammoth

Dec. 17–March 7
8 AM–5 PM

Vending machine snacks and cold drinks available. Check-in for snowmobile entrance reservations.

Fishing Bridge

Dec. 17–March 14
24 hours daily.

Vending machine snacks and cold drinks available.

Indian Creek

Dec. 17–March 7
24 hours daily.
Not staffed.

Old Faithful

Dec. 17–March 14
Daytime only.
Vending machine snacks available.

Madison

Dec. 17–March 14
24 hours daily.

West Thumb

Dec. 17–March 14
24 hours daily.



NPS Photo/Balthis

Self-guiding Trails

Accessible by car:

Fort Yellowstone

This historic site at Mammoth Hot Springs features buildings used by U.S. Army during its time in the park (1886–1918).

Mammoth Hot Springs

Hot spring activity sculpts an ever-changing landscape of travertine terraces.

Forces of the Northern Range

Volcanoes, glaciers, and fire shape the landscape here, 8 miles (12.9 km) east of Mammoth Hot Springs.

Accessible by over-snow vehicle:

Canyon Area

Two roads—North Rim Drive (open to skiers and snowshoers) and South Rim Drive (open to snowmobiles)—lead to overlooks of the colorful canyon and its famous waterfalls.

Fountain Paint Pot

View geysers, hot springs, fumaroles, and mudpots here. Eight miles (12.9 km) north of Old Faithful.

Mud Volcano Area

Trail leads to a variety of turbulent and explosive mudpots, including Mud Volcano and Dragon's Mouth. Six miles (9.6 km) north of Fishing Bridge Junction.

Norris Geyser Basin

This hot, dynamic geyser basin includes Steamboat, the world's tallest active geyser, and Echinus, the world's largest acidic geyser.

Old Faithful

View Old Faithful then walk, ski, or snowshoe the trails past hundreds of geysers and hot springs.

West Thumb Geyser Basin

The boiling springs in this basin, including the famous Fishing Cone, discharge their waters into chilly Yellowstone Lake.

Ranger-led activities
& programs:

Page C

Junior Ranger Program—Winter:
Page B

Programs for Students:

Page D

Yellowstone Association Institute
Page D

Xanterra Parks & Resorts
activities & tours

Page B



Tours & Other Programs

Winter 2003/2004

Xanterra Parks & Resorts

	Sunday	Monday	Tuesday	Wednesday	Thursday	Friday	Saturday
INTERPRETIVE SNOWCOACH TOURS							
Full and half-day adventures in heated oversnow vehicles.							
From West Yellowstone to Old Faithful: \$48.75	12:30 PM-3:30 PM	12:30 PM-3:30 PM	12:30 PM-3:30 PM	12:30 PM-3:30 PM	12:30 PM-3:30 PM	12:30 PM-3:30 PM	12:30 PM-3:30 PM
From Old Faithful to West Yellowstone: \$48.75	8-10:30 AM	8-10:30 AM	8-10:30 AM	8-10:30 AM	8-10:30 AM	8-10:30 AM	8-10:30 AM
From Mammoth to Old Faithful: \$51	8 AM-NOON	8 AM-NOON	8 AM-NOON	8 AM-NOON	8 AM-NOON	8 AM-NOON	8 AM-NOON
From Old Faithful to Mammoth: \$51	2-6 PM	2-6 PM	2-6 PM	2-6 PM	2-6 PM	2-6 PM	2-6 PM
From Old Faithful to Flagg Ranch: \$54	9 AM-12:15 PM	9 AM-12:15 PM	9 AM-12:15 PM	9 AM-12:15 PM	9 AM-12:15 PM	9 AM-12:15 PM	9 AM-12:15 PM
From Flagg Ranch to Old Faithful: \$54	1-4:45 PM	1-4:45 PM	1-4:45 PM	1-4:45 PM	1-4:45 PM	1-4:45 PM	1-4:45 PM
Canyon Day Tour, from Old Faithful: \$103	8:30 AM-6 PM	8:30 AM-6 PM		8:30 AM-6 PM	8:30 AM-6 PM		8:30 AM-6 PM
Canyon Day Tour, from Mammoth: \$97.50	8:30 AM-5 PM	8:30 AM-5 PM	8:30 AM-5 PM		8:30 AM-5 PM	8:30 AM-5 PM	
Old Faithful Day Tour, from West Yellowstone: \$92	8:30 AM-4:30 PM	8:30 AM-4:30 PM	8:30 AM-4:30 PM	8:30 AM-4:30 PM	8:30 AM-4:30 PM	8:30 AM-4:30 PM	8:30 AM-4:30 PM
Firehole River Wildlife Tour, Old Faithful only: \$25.50	1-4 PM		1-4 PM			1-4 PM	
INTERPRETIVE BUS TOURS							
Lamar Valley Wildlife Tour, Mammoth Hotel only: \$22.25 Ranger-led interpretive tour to Lamar Valley via bus or van							
				1-4 PM			
Lamar Valley Daybreak Tour, Mammoth Hotel only: \$24.50 Tour to Lamar Valley via van or bus, with continental breakfast							
		7-10:30 AM				7-10:30 AM	7-10:30 AM
SKI AND SNOWSHOE TOURS							
Grand Canyon Ski Tour, from Old Faithful: \$99							
			8 AM-6 PM			8 AM-6 PM	
Grand Canyon Ski Tour, from Mammoth: \$99							
							8 AM-6 PM
Afternoon Ski-Daddles, Old Faithful to Fairy Falls: \$37							
				Noon-5 PM			
Afternoon Ski-Daddles, Old Faithful to DeLacy Creek: \$37							
				Noon-5 PM			
Cooke City See and Ski, from Mammoth: \$62.50							
						8:30 AM-5:30 PM	
Guided Snowshoe Tour, Mammoth or Old Faithful: \$27 tour with snowshoe rental; \$22 tour only							
	8:30-11:30 AM				8:30-11:30 AM (Old Faithful only)		
EVENING PROGRAMS							
Interpretive slide show and talk about early visitor experiences in Yellowstone Mammoth Map Room							
	8:30 PM	8:30 PM	8:30 PM	8:30 PM			
Live Piano Music in the Mammoth Map Room							
	5 PM	5 PM	5 PM	5 PM	5 PM	5 PM	5 PM

Other Activities Through Xanterra

Yellowstone National Park Lodges is again offering Winter Getaway value packages, which make it easier to enjoy the park under its frosty cover. Mammoth packages include a 1-hour hot tub rental and unlimited ice-skating. Old Faithful packages include round-trip snowcoach transportation per person. Plus, each package includes 2 nights lodging, 2 breakfasts per person, a welcome gift and a Snow Card (good for 10% off of meals, select gifts, in-park transportation, tours, ski shop services and snowmobile rentals. The Snow Card is valid all winter, so keep it for your next visit!) Rates below are valid January 1-March 14, 2004, and do not include tax.

Frosty Fun Package

Mammoth:
\$96 Per Person Double Occupancy
\$162 Single Occupancy
Old Faithful:
\$220 Per Person Double Occupancy
\$335 Single Occupancy

Nordic Heaven—Includes 1-day ski rental and ski drop per person.

Mammoth:
\$118 Per Person Double Occupancy
\$184 Single Occupancy
Old Faithful:
\$242 Per Person Double Occupancy
\$357 Single Occupancy

Snomo-Deal—Includes 1-day snowmobile rental (1 machine) and clothing package. Extra snowmobile and snowmobile clothing package: \$148 additional

Mammoth:
\$171 Per Person Double Occupancy
\$312 Single Occupancy
Old Faithful:
\$295 Per Person Double Occupancy
\$485 Single Occupancy

Visit our website at www.TravelYellowstone.com for details. To reserve, stop by one of the hotel front desks or call us at 307-344-7311.

Become a Winter Junior Ranger

Children, invite your family to join you on an unforgettable adventure—Yellowstone National Park's official Winter Junior Ranger Program. You get to hike, ski, or snowshoe a trail, attend a ranger-led program, and complete fun-filled activities designed for students 5-12 years old.

Simply purchase your copy of *Yellowstone's Nature*, the 8-page Junior Ranger activity paper for \$3 at the Albright Visitor Center in Mammoth, the Old Faithful Visitor Center, or the West Yellowstone Chamber of Commerce—Public Lands Desk.

Once you have completed the program requirements, stop back into one of these locations so a ranger can review your work and award you an arrowhead-shaped patch like the one shown above.

Participate in this winter program and join more than 17,000 children who became Junior Rangers last year.



A National Park Service Program

RANGER-LED PROGRAMS



C

Winter 2003/2004

Mammoth Hot Springs

	Sunday	Monday	Tuesday	Wednesday	Thursday	Friday	Saturday
Visitor Center Open daily, year-round	9 AM-5 PM	9 AM-5 PM	9 AM-5 PM	9 AM-5 PM	9 AM-5 PM	9 AM-5 PM	9 AM-5 PM
Snowshoe Yellowstone! Starts December 25, ends March 4 Experience Yellowstone National Park's winter beauty on a guided snowshoe walk with a park ranger. Learn about the diversity of life in this season as you silently traverse the snow. Free program—Advance reservations required. Call 307-344-2263 or stop by Albright (Mammoth) Visitor Center. A limited number of snowshoes will be available free of charge or they can be rented at the Bear Den Ski Shop next to the Mammoth Hotel. Come prepared with warm, layered clothing, sunglasses and water. We will caravan 5-15 miles to a suitable location. Beginners welcome! Meet at Albright Visitor Center. <i>3 hours</i>					1:30 PM		
Lamar Valley Wildlife Tour Starts December 24, ends March 3 Join a park ranger on this narrated bus tour of Yellowstone's northern range, important winter habitat for many species. Dress warmly. A limited number of binoculars and spotting scopes are provided. Meet at the Mammoth Hotel Lobby. Advance reservations required through Xanterra Parks and Resorts. Call 307-344-7311 or stop by the Mammoth Hotel (\$22.25, children less). <i>3-3½ hours</i>				1 PM			
Talk: Feathers, Fur, and Fleece—Warm Up to Winter Starts December 21, ends March 5 Wolves, elk, bison, birds, and other animals survive, and even thrive, in the frozen winter environment of Yellowstone National Park. How do you warm up to winter? Grab a cup of coffee or hot cocoa and join a ranger for a 20-minute talk about the park's wildlife. Meet in the Mammoth Hotel Map Room. Free program. <i>½ hour &</i>	4 PM					4 PM	
Evening Program Starts December 25, ends March 6 Join a park ranger for an illustrated program that highlights a fascinating aspect of Yellowstone's natural, cultural, or scenic wonders. Program descriptions will be posted in the Mammoth Hotel and Albright Visitor Center. Meet in the Mammoth Hotel Map Room. Free program. <i>1 hour &</i>					8:30 PM	8:30 PM	8:30 PM

Old Faithful

	Sunday	Monday	Tuesday	Wednesday	Thursday	Friday	Saturday
Visitor Center Open Daily, 12/17/03-3/14/04	9 AM-5 PM	9 AM-5 PM	9 AM-5 PM	9 AM-5 PM	9 AM-5 PM	9 AM-5 PM	9 AM-5 PM
Geysers Galore! Starts December 25, ends March 14 Discover why Yellowstone has so many geysers. Look into Yellowstone's restless geologic past (and present!) for a story that includes volcanoes and earthquakes. Meet in the Old Faithful Visitor Center Auditorium. Free program. <i>20 minutes &</i>	2 PM	11 AM	11 AM	11 AM	11 AM	2 PM	11 AM
Evening Program Starts December 25, ends March 14 Join a park ranger for an slide-illustrated program highlighting a fascinating aspect of Yellowstone's natural, cultural, or scenic wonders. Weekly program descriptions posted in Old Faithful Visitor Center, and the Old Faithful Snow Lodge. Inquire at the Old Faithful Visitor Center desk for program location. Free program. <i>45 minutes &</i>				7:30 PM	7:30 PM	7:30 PM	7:30 PM

West Yellowstone

	Sunday	Monday	Tuesday	Wednesday	Thursday	Friday	Saturday
West Yellowstone Chamber of Commerce, Public Lands Desk Open Daily, 12/17/3-3/14/04	7 AM-6 PM	7 AM-6 PM	7 AM-6 PM	7 AM-6 PM	7 AM-6 PM	7 AM-6 PM	7 AM-6 PM
Snowshoe Walk Starts December 27, ends March 13 Discover Yellowstone's fascinating winter ecology while wearing snowshoes. Join a park ranger for a 2-mile walk into Yellowstone National Park along the Riverside Trail. Meet at the Chamber of Commerce Visitor Center, corner of Yellowstone Avenue and Canyon Street, in West Yellowstone, Montana. Bring snowshoes—no experience necessary. Also bring water and a snack. For information, please call 406-646-4403. Free program. <i>3 hours</i>				1:30 PM			1:30 PM

& = Accessible

Other Educational Opportunities

Winter 2003/2004

With the National Park Service

WINDOWS INTO WONDERLAND

**Attention all middle school students!
Now loading the cyber-bus to adventure!**

Middle school students, climb aboard our electronic bus and look through its *Windows Into Wonderland!* Your passport to adventure is www.windowsintowonderland.org. Journey through existing electronic field trips about Yellowstone's history, fire ecology, wolves, bears, and art. Stay on board for more! This school year, we are airing three new electronic field trips featuring videos of park researchers and ParKids—local children helping to promote resource stewardship.

"The Trumpeter Swans of Yellowstone," funded by the Bernice Barbour Foundation, offers you a golden opportunity to become a trumpeter swan and to spend one day as this magnificent bird.

As part of the project *Eyes on Yellowstone*,* made possible by Canon, two other field trips bring Yellowstone directly into the world's classrooms and living rooms:

"Zooming in on Hayden Valley" demonstrates how geological forces provide the habitat for Hayden's wildlife ensemble.

"To Eat or Be Eaten in Hayden Valley" explores the relationships between predators and prey. Check out the bear's menu! Are you on it?

Teachers, you can register online and access the park's electronic field trips and their lesson plans. Although geared for middle school students, *Windows Into Wonderland* is exciting for all ages. Registration is free to all, so be sure to tell your friends!

**Eyes on Yellowstone*, made possible by Canon, represents the largest corporate donation for wildlife conservation in Yellowstone National Park.

www.windowsintowonderland.org



Bring Your Class to Yellowstone & Let Us Do the Teaching!

Expedition: Yellowstone!

Teachers: How would you like to spend 4-5 days and nights with your 4th-8th grade students? If it sounds too good to be true, believe it! *Expedition: Yellowstone!* is where dreams really do come true. This is where parent chaperones have said, "This is the most important thing that could happen to children during their elementary education" and that "The experience benefits the adults as much as the students." Your students, chaperones, and yourself are invited to participate in *Expedition: Yellowstone!*—a curriculum-based residential education program in its 19th year of operation. Through field investigations, hikes, creative dramatics, journal writing, and group discussions, students learn about the natural and cultural resources of Yellowstone and the current issues affecting the Greater Yellowstone Ecosystem.

This program operates during the spring and fall at the historic Lamar Buffalo Ranch while a new winter program will utilize the Youth Conservation Corps facility at Mammoth. As a cost-recovery program, fees cover faculty salaries and instructional materials. For groups up to 40 people, the cost is \$35/person/night. Scholarships may be available for your students.

A staff of park rangers with diverse education backgrounds instructs these expeditions through the park. All activities are correlated to Wyoming, Montana, and Idaho state education standards. For more information, contact the *Expedition: Yellowstone!* Coordinator, P.O. Box 168, Yellowstone, WY 82190.

Camp Wildness

A high school field camp has recently begun in Yellowstone. This program allows students to engage in scientific research in the park. For more information, write: Education Specialist, P.O. Box 168, Yellowstone National Park, WY 82190.

The Yellowstone Association Institute



Photo courtesy of the Yellowstone Association

at the historic Lamar Valley Buffalo Ranch (photo at left) where on-site classrooms and accommodations allow participants to live and learn in the midst of stunning winter scenery and abundant wildlife.

This winter's field seminar schedule includes: Basic Snow Tracking (January 18-20), Silence and Solitude: Winter Photography in Yellowstone (January 21-23), Scavenger Hunt: Wolf-Scavenger Relationships (January 30-February 1), The Birds of Winter (February 7-8), Yellowstone Coyotes: Wild Dogs at War (February 9-11), Cougars: Ghosts of the Rockies (February 12-13), Complete Wildlife Photography (February 14-16), Ripple Effect: The Ecology of Wolf Restoration (February 18-20), Writing the Wild (February 24-26), Lesser Known Carnivores (February 26-29), Legendary Yellowstone Wolves (March 2-4), Wolf Social Behavior (March 7-9), Fang and Flesh: Hunter and Hunted in Yellowstone (March 12-15), and Snow Tracking: A Window on Winter Wildlife Ecology (March 20-23).

Wildlife Ed-Ventures are one-day wildlife watching tours led by an Institute biologist who will help you see and learn about Yellowstone's diverse wildlife including wolves, bighorn sheep, elk, eagles, and bison. Offered Saturday, Sunday, and Monday throughout the winter, the program includes instruction, use of high-powered spotting scopes, in-park transportation, and box lunch.

Group Programs are field-based educational programs for your school, environmental organization, or other group of ten or more people. Experienced Institute instructors will work with you to meet your educational goals.

The Institute is sponsored by the Yellowstone Association, a non-profit organization operated in partnership with the National Park Service to foster the public's understanding, appreciation, and enjoyment of Yellowstone National Park. To obtain information or register for a course, contact the Institute registrar at registrar@YellowstoneAssociation.org or 307-344-2294. Complete program information is online at www.YellowstoneAssociation.org.

For more than 25 years, the Yellowstone Association Institute has provided park visitors with in-depth learning experiences that are both educational and fun. To enhance your Yellowstone visit, the Institute is offering four types of educational programs this winter:

Lodging and Learning is an award-winning series of hotel-based learning vacations with just the right mix of education and recreation. Offered in cooperation with Xanterra Parks and Resorts, this winter's programs are:

- **Winter Wolf Discovery:** Two or three days learning about Yellowstone's charismatic wolves with an Institute wildlife biologist.
- **Winter Wildlife Expedition:** Two days learning about the abundant and varied wildlife of Yellowstone's northern range.
- **Wonderland:** Five days exploring Yellowstone's winter environment including skiing, snowshoeing, and interpretive snow-coach trips to Old Faithful and Canyon.
- **Yellowstone on Skis:** Five days of interpretive ski tours exploring the geyser basins, the wildlife-rich northern range, and Yellowstone's Grand Canyon.
- **Old Faithful Winter Adventure:** Four days discovering the Old Faithful area with naturalist-guided walks, ski trips, and snowcoach tours.

Field seminars are intensive educational programs that immerse participants in a single subject. Most winter field seminars are based



Yellowstone Association/Fred Pflughof

Skiing & Snowshoeing

7

Winter 2003/2004



NPS photo/Hirschmann

Winter Gear Guide

- ◆ Before you rent or borrow equipment, check for fit and suitability for wilderness use. Choose skis and boots made for touring or mountaineering. Narrow racing skis may not give you enough surface area to break trail and low shoes may not give you enough ankle support.
- ◆ Winter temperatures are severe in Yellowstone, but you can be comfortable and safe if you dress properly. Appropriate clothes prevent chilling and overheating.
- ◆ Prepare for changing conditions by wearing clothes in several adjustable layers:
windproof, hooded outer layer
wool or other insulated garments underneath
wool or synthetic trousers
wool or synthetic long underwear
wind or rainpants for extra warmth on windy days
wool socks
gaiters or overboots
gloves or wool mittens with shells
- ◆ Do not wear cotton clothes of any kind, including jeans, sweatshirts, underwear, socks. They retain moisture and put you at risk for hypothermia.
- ◆ Protect yourself from the sun:
wear dark sunglasses on sunny days
apply sunscreen lotion to avoid sunburn
- ◆ As you plan your trip, allow for limited daylight, changing snow conditions, temperature extremes, and the number of people in the group and their experience and physical condition.
- ◆ On day trips, consider taking some or all of these items to increase your safety:
extra clothing
water & food
compass
matches or lighter
map
ski repair kit
- ◆ If you are planning an overnight ski trip, carry all of the above, plus:
backcountry permit
backpack
closed-cell sleeping pad
easily-prepared food
first-aid kit
knife
probe pole
repair parts and tools
sleeping bag
shovel
small tarp
stove and pots
tent or bivouac bag
transceiver

Yellowstone's 2.2 million acres provide miles of trails for the adventurous skier and snowshoer. Whether you are on a groomed trail in the front country or venturing into the backcountry, remember that you are traveling in wilderness with all its dangers: unpredictable wildlife, changing weather conditions, remote hydrothermal areas, deep snow, open streams, and avalanches. You have chosen to explore and experience the land on its own terms, but there is no guarantee of your safety. Be prepared for any situation. Carefully read the safety information on the previous page, plus all backcountry guidelines/regulations, and know the limits of your ability.

Trails

Old Faithful

Lone Star Geyser Trail

This moderate 9-mile trail begins at the Old Faithful Snow Lodge and takes you to Kepler Cascades. From there, you follow an unplowed service road alongside the Firehole River to Lone Star Geyser. The geyser erupts about every three hours from a 12-foot high sinter cone. Beginning skiers should return the same way; more advanced skiers might like to return via the Howard Eaton Trail, which is steep and requires caution.

Fairy Falls Trail

Catch a snowcoach shuttle at Old Faithful Snow Lodge to the southern end of the Fairy Falls trailhead at the Steel Bridge. From here you can ski to one of the most spectacular ice-encrusted falls in the park. You will be skiing through areas of burned forest so be alert for falling trees. You can ski back to Old Faithful by following the trail next to

You have a choice of ski trails throughout the park—a few are described here. Maps and trail brochures are available for trails in the Mammoth, Tower, Northeast, Canyon, Old Faithful, and West Yellowstone/Gallatin areas. These trails range from easy to difficult.

the snow vehicle road until you reach the Biscuit Basin Trail, which takes you through the Upper Geyser Basin past Morning Glory Pool and Geyser Hill. The entire trip is about 11 easy miles.

Northern Region

Skiing opportunities abound along the plowed road between Mammoth and the Northeast Entrance. See map below.

Upper Terrace Trail

In winter, Upper Terrace Drive becomes a groomed 1.5 mile ski trail. You'll have fantastic views of the steaming lower terraces and historic Fort Yellowstone. This is a hydrothermal area; please stay on the trail.

Bunsen Peak Trail

This 6-mile trail follows the old Bunsen Peak road; in places it is steep and has sharp turns. Catch the concessioner-operated ski shuttle from Mammoth to the trail's upper end, south

of Rustic Falls. Along the trail, you will have views of the Gallatin Mountains and the Gardner River Canyon. The trail ends in the Mammoth maintenance area.

Blacktail Plateau Trail

This trail begins 8 miles east of Mammoth and follows an unplowed 8-mile road. Enjoy vistas of meadows surrounded by mountain peaks, and look for elk, deer, coyotes, and bison scattered throughout their winter range.

Tower Fall Trail

This trail begins at Tower Junction and follows the unplowed Tower-Canyon road for 2.5 miles past the Calcite Springs Overlook to Tower Fall. You'll have views of the Yellowstone River Canyon and you might see bison, bighorn sheep, or bald eagles. Continue on the 5.5 mile Chittenden Loop Trail or return to Tower Junction.

Barronette Trail

This 3.5-mile trail follows

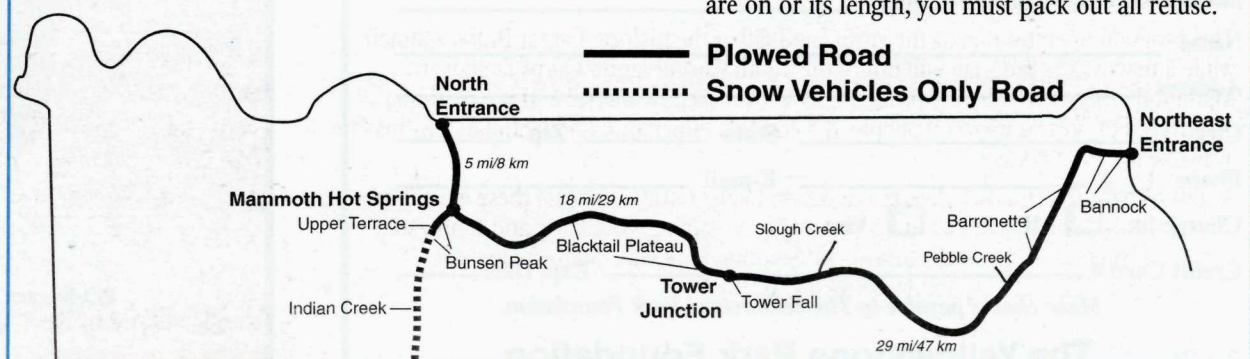
Soda Butte Creek along an abandoned roadway that parallels the Northeast Entrance Road at the base of Barronette Peak. It travels through a forest and offers spectacular scenery and consistent snow conditions.

West Yellowstone Riverside Trail

This trail begins on Boundary Street and heads one mile through forest to the Upriver and Downriver loops. Both loops provide scenic views of the Gallatin Range and Madison River. Total distance varies from 2.5 miles to 4.5 miles, depending on your route.

For more details about these and other ski trails, check at the visitor centers at Mammoth or Old Faithful or at the West Yellowstone Chamber of Commerce, Public Lands Desk.

Ski Trails In Northern Yellowstone



- ◆ A permit is required for all overnight trips in the Yellowstone backcountry. Inquire about backcountry permits at visitor centers or ranger stations.
- ◆ Pack it in—Pack it out: No matter what trail you are on or its length, you must pack out all refuse.

TRAIL ALERT

In important winter wildlife habitat, cross-country ski and snowshoe travel may be restricted to designated routes. The information will be posted at winter trailheads, in visitor centers and warming huts, and on the park website (www.nps.gov/yell).



Winter 2003/2004

You Can Help Preserve and Protect Yellowstone

In our increasingly crowded and developed world, Yellowstone National Park provides a source of refuge and renewal for those who enter its quiet places. The park's magnificent wilderness areas offer a glimpse of what our continent was like when humans first gazed in wonder upon its steaming geysers, thundering waterfalls, and abundant wildlife. However, Yellowstone exists today only because generations who came before us understood its value and made its preservation a priority.

Because so many visitors who love Yellowstone want to help ensure that it stands wild and unimpaired for our future, two separate organizations have been established. The Yellowstone Park Foundation and the Yellowstone Association work in partnership with the National Park Service and each other to provide a means for visitors to contribute to Yellowstone's preservation. Please help us protect and preserve this national treasure. Your contribution to either organization will designate you as a true friend of Yellowstone; contributors of \$1,000 or more will have their names displayed on the park's Honor Wall at Old Faithful, receiving special recognition as stewards and benefactors of Yellowstone National Park. Yellowstone will exist tomorrow as one of America's most treasured places only if our generation understands its value and makes its preservation our priority.



Yellowstone Park Foundation

The Yellowstone Park Foundation is dedicated to funding projects that protect, preserve, and enhance Yellowstone National Park. Its mission is to raise money for important projects and programs in Yellowstone that otherwise would go unfunded, due to shrinking federal budgets and a \$600-700 million operating and infrastructure backlog for the park.

Since January 1997, the Foundation has raised in excess of \$20 million to fund more than 85 projects for Yellowstone. Current and ongoing projects include:

- New interpretive exhibits for the museum at Fishing Bridge;
- A Lynx Population Study to help conserve this threatened species of wild cat;
- The Yellowstone Wolf Project, which monitors the habits, habitat needs, and

ecological impacts of the park's wolf packs;

- A new Visitor Education Center to replace the outdated and inadequate visitor center at Old Faithful.

Now more than ever, Yellowstone needs your help! The Yellowstone Park Foundation receives no annual government funding; it relies on the generous contributions of private individuals, foundations, and corporations. For a donation of \$50 or more, you will receive a special premium gift. Donors of \$25 or more are recognized in Yellowstone's Honor Book at Old Faithful for one year. Individuals who donate \$1,000 or more are recognized on the Wall of Honor for one year.

Please help protect the park's wonders and wildlife by becoming a Friend of Yellowstone.

Yes, make me a Friend of Yellowstone National Park!

Contributor	Supporter	Guardian	Steward	Other
\$25 <input type="checkbox"/>	\$50 <input type="checkbox"/>	\$100 <input type="checkbox"/>	\$1,000 <input type="checkbox"/>	<input type="checkbox"/>

Enclosed is a tax-deductible gift of _____

Name _____

Address _____

City _____ State _____ Zip _____

Phone () _____ E-mail _____

Charge to: ☐ MC ☐ Visa

Credit Card # _____ Exp. Date _____

Make checks payable to The Yellowstone Park Foundation.

The Yellowstone Park Foundation

222 East Main, Suite 301
Bozeman, MT 59715 406-586-6303
or visit our website at www.ypf.org

Yellowstone Association

Educating park visitors since 1933

*Come forth into the light of things,
Let nature be your teacher.*

— WILLIAM WORDSWORTH

We are just the guides. Yellowstone is the teacher.
Join us to learn more about Yellowstone National Park.




Discover Yellowstone through our **Institute** for a day or a week...
call (307) 344-2294



Purchase educational products at our stores located at park visitor centers
or online at www.YellowstoneAssociation.org



Join the Association and receive information about the park throughout
the year as well as a **discount** on store purchases.



Yellowstone Association

P.O. Box 117, Yellowstone National Park, WY 82190 (307) 344-2293
www.YellowstoneAssociation.org

The "Secret" Season

9


Winter 2003/2004

Yellowstone National Park's quietest time arrives after the winter season ends and as early spring begins. During this special time, visitors can see things that you don't see in other seasons and can do things you can't do any other time.



Above: People bring their binoculars and spotting scopes to the Lamar Valley to search for wolves and bears.

Right: You'll need a sharp eye—not a spotting scope—to see the first flowers of spring, such as these glacier lilies.



- ◆ Look for bears—both black and grizzly—newly emerged from their dens. They will be searching for food, such as the carcasses of animals that did not survive winter.
- ◆ You may see adult wolves busy hunting for food to carry back to the den where pups wait.
- ◆ Look for newborn bison calves—their orange coats are bright against the landscape.
- ◆ After roads are plowed, they open for bicycling and walking. It's just you and park administrative vehicles. Check at visitor centers for dates when roads open for bicycling and walking.
- ◆ Enjoy a spring snowshoe or ski near Cooke City and in the Canyon Area.
- ◆ Visit the mudpots at Mud Volcano, West Thumb, and Fountain Paint Pot. Melting snow makes these features wetter and noisier than in summer or fall.
- ◆ Begin your hiking season early by exploring the trails near Mammoth; they usually dry earlier than others.
- ◆ Look for glacier lilies on snow-free slopes. You may even find them blooming among the melting snow.
- ◆ Look for migrating waterfowl on open water. Some are pausing on their trip north; others will be nesting here.

As always, though, be careful

- ◆ Observe all wildlife from a safe distance (100 yards from bears; 25 yards from all other animals).
- ◆ Check at a visitor center or with a park ranger about current conditions of trails, boardwalks, and roads.
- ◆ Also check on avalanche hazards, which can be extreme in spring.
- ◆ Watch the weather before you explore Yellowstone's wild wonders. Carry winter gear and rain gear, and be ready for falling temperatures, strong winds, snow, rain, and even lightning.



Accessibility Guide

A free *Visitors Guide to Accessible Features in Yellowstone National Park* is available at all entrance stations and visitor centers in the park. This guide describes facilities that have been judged to be negotiable for wheelchair users.

For more information:

Park Accessibility Coordinator
P.O. Box 168, Yellowstone National Park, WY 82190
307-344-2017

TDD only (Telecommunications Device for the Deaf)
307-344-2386

www.nps.gov/yell

What's Open In Early Spring?

Services available

Camping: Mammoth Campground, open all year

Clinic: Mammoth Clinic, open weekdays 8:30 AM–1 PM and 2–5 PM; closed Wednesday afternoons

Lodging: Estimated opening dates—Old Faithful Inn, May 7; Mammoth Hotel and Old Faithful Snow Lodge, May 14; Lake Hotel, May 21. Other facilities follow within a few weeks. Confirm schedules at www.nps.gov/yell.

Store/Food: Yellowstone General Store at Mammoth Hot Springs, generally open year-round, might be closed on Sundays

Visitor Center: Albright Visitor Center (Mammoth) open daily, 9 AM–5 PM

Spring Road Openings—Weather Permitting

April 16 Mammoth to Old Faithful; Madison Junction to West Entrance

April 23 Norris Junction to Canyon

May 7 Canyon to Lake, Lake to East Entrance

May 14 Lake to South Entrance, West Thumb to Old Faithful, Tower to Tower Fall

May 28 Beartooth Highway

Closed for road work: Dunraven Pass, Chittenden Road south to Canyon.

Services in the Park

Winter 2003/2004

Ecologix: Xanterra's Environmental Commitment

Believing that sound and profitable business practices go hand-in-hand with serious environmental initiatives without eroding either priority, concessioner Xanterra Parks & Resorts has formalized and enhanced its environmental program.

Called "Ecologix: Xanterra's Environmental Commitment," the multi-faceted Environmental Management System is rooted in Xanterra's long-held belief that all business decisions must balance economic viability with ecological responsibility.

"When you are privileged to live and work in some of the most beautiful places on earth as we are, we as a company must do everything we can to protect those places," said Chris Lane, director of environmental affairs for Xanterra Parks & Resorts. "Ecologix unifies all of our operations, providing guidance for our company and its employees for integrating increased environmental performance while maintaining economically sound business practices."

Ecologix is designed to ensure that Xanterra embraces the following unifying commitments:

- ◆ Continual improvement of the environmental performance of all operations
- ◆ Compliance with all environmental regulations and policies
- ◆ Incorporation of the best management practices into all operations, using pollution prevention and

environmental sustainability strategies as core objectives

- ◆ Flexibility to respond to community and property environmental priorities


In addition to recycling 587,000 pounds of materials in 2003, Xanterra-Yellowstone's environmental efforts range from a conversion to cleaner burning 4-stroke motors on its rental boats and snowmobiles to offering sustainable cuisine in its restaurants. "We're making great strides," noted Jim McCaleb, General Manager of Xanterra's Yellowstone National Park Lodges. "For example, our ongoing conversion to compact fluorescent lighting in our facilities so far represents the equivalent of removing 600 cars from the road for a year."

Xanterra has been widely recognized for its environmental initiatives and programs. The company received the 2003 Environmental Achievement Award Honorable Mention for its company-wide environmental programs. The company has also received the 2002 Environmental Achievement Award from the Region 9 Office of the Environmental Protection Agency in recognition of its advocacy efforts in Death Valley and Grand Canyon National Parks, consecutive Department of Interior Environmental Achievement Awards in 2001 and 2002, and the 2001 Travel Industry Association's Odyssey Award in the "Environment" category. It was the only national park concessioner and one of only 13 winners in the country to receive the DOI award in 2001.

"They said they'd seen it all

in Yellowstone. We politely suggested one of our Lodging and Learning packages. Four days

later, that same family couldn't stop talking about all the *new* things they'd discovered about the park, *and themselves*. We just smiled."




*Yellowstone.
Don't just see it,
experience it.*

Visit www.TravelYellowstone.com
or call and mention code YELLTOD.
307-344-5566

YELLOWSTONE
NATIONAL PARK LODGES

Operated by Xanterra Parks & Resorts
BEAUTIFUL PLACES ON EARTH.
WWW.XANTERRA.COM

Xanterra Parks & Resorts is an authorized concessioner of the National Park Service.



YOUR FEE DOLLARS AT WORK

In 1996, Congress authorized a pilot fee program to demonstrate the feasibility of spreading some of the costs of managing public lands among those who use them. Yellowstone and Grand Teton are among the National Park Service units that participate in this pilot fee program. The additional funds generated by the fee increase are being used for projects that the parks have been unable to fund through yearly Congressional allocations.


Entrance and campground fees are dedicated to projects that increase the quality of the visitor experience and enhance the protection of park resources. Projects underway include a major renovation of Canyon Visitor Center including the development of new geology exhibits, campground and amphitheater upgrades, preservation of rare documents, and studies on bison.

IMPORTANT PHONE NUMBERS

EMERGENCY: 911

**Lodging, dining, camping,
activities: 307-344-7311 or
TDD 307-344-5395**

**Park Information:
307-344-7381**



Yellowstone Park Service Stations has been serving Yellowstone visitors since 1947. Since 1972, we have also served winter travelers, offering quality petroleum products at four winter locations.

Snowmobile fuel is available at Canyon, Old Faithful, and Fishing Bridge,
December 17-March 14
and at Mammoth Hot Springs, December 20-March 7.

Drive belts, spark plugs, and accessories are available at
Old Faithful, Canyon, and Fishing Bridge.
(Snowmobile repair services are not available.)

Conoco, Master Card, Visa, Discover, and American Express
credit cards are accepted.

YPSS Celebrates Yellowstone Explorers of Yesteryear and Today

One of the most interesting visitors to the Yellowstone area in 1865 was Father Francis Xavier Kuppens, a Belgian priest of the Jesuit Order, who offered this recollection 32 years later:

About the years 1865-66 I was stationed at the old Mission of St. Peter's on the Missouri River near the mouth of Sun River. A great part of that winter and spring I spent with the Pigeon [Piegan] Indians roaming from place to place south . . . It was while leading this nomad life that I first heard of the Yellowstone. Many an evening in the tent of Baptiste Champagne or Chief Big Lake the conversation, what little there was of it, turned on the beauties of that wonderful spot. I do not know that the narrator always adhered strictly to facts, but making allowance for fervid imagination there was

sufficient in the tale to excite my curiosity and awaken in me a strong desire to see for myself this enchanted if not enchanting land. In the spring with a small party of Indians hunting buffalo, I persuaded a few young men to show me the wonderland of which they had talked so much. Thus I got my first sight of the Yellowstone. I shall not attempt to describe it, that has been done by many abler pens than mine; but you may be sure that before leaving I saw the chief attraction—the Grand Cañon, hot and cold geysers, variegated layers of rock, the Fire Hole, etc. I was very much impressed with the wild grandeur of the scenery.

May your wanderings in and reflections of Yellowstone bring you the simple peace and lasting memories experienced and recorded by Father Kuppens.

Winter 2003/2004

YELLOWSTONE NATIONAL PARK

Medical Services Guide 2003/2004 Winter Season



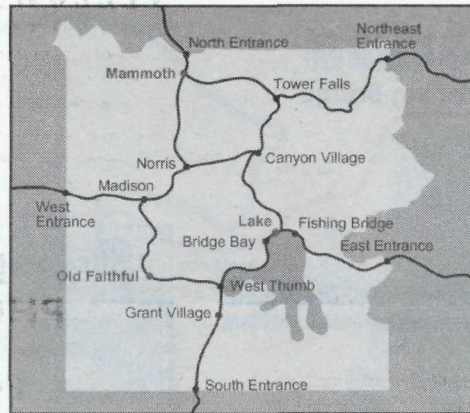
MEDICAL SERVICES AT YELLOWSTONE

Emergencies

Dial "911" or contact any National Park Service ranger within the park boundaries. Specially trained rangers provide rescue, emergency medical care, and ambulance service.

Mammoth Clinic Open

Medcor's urgent-care clinic at Mammoth is open year round and open to the public. Staffed by a full-time board-certified physician and experienced RN's, the Mammoth clinic is equipped for most medical emergencies, as well as for routine medical care. Services include injury and illness treatment, x-rays, and some lab and pharmacy services. If in-patient care or other advanced services are required, the clinic staff can stabilize patients and arrange for appropriate transfer to a hospital outside the park.



During the winter season, the clinic at Lake Village is closed and the clinic at Old Faithful is only open periodically (one day every two weeks).

Winter Hours

Mammoth Clinic
Open Year Round
(307) 344-7965

Lake Clinic
Closed

Old Faithful Clinic
Open Periodically
from Dec. 17 – Mar. 14

8:30 am – 5:00 pm M-F
Closed at 1:00 pm Wed.

Call for days & times.
(307) 545-7325

Yellowstone Medical Providers

National Park Service Rangers

Professionals trained in fire, rescue, emergency medicine, law enforcement, and wilderness operations. www.nps.gov

Medcor

Medical staff, systems, software and services on-site and on-line across the country. www.medcor.com

Eastern Idaho Regional Medical Center

Air ambulance, emergency medical direction, training, and trauma/specialty care from one of America's top 100 hospitals. www.eirmc.com

Stay Safe & Healthy at Yellowstone

Yellowstone is a large wilderness area with many natural hazards, including wild animals, scalding hydro-thermal features, freezing temperatures, blinding snow, thin ice, deep and running water, and high altitude. Please follow all national park regulations and common-sense precautions to stay safe and healthy while enjoying your visit to Yellowstone.

© 2003 Medcor, Inc.
All rights reserved.

Delaware North Companies Parks & Resorts

Delaware North Companies Parks and Resorts assumed operations in Yellowstone National Park January 1, 2003. In America's first national park, this concessioner will use the retail operation to tell the story of Yellowstone and enhance guest experience to appreciate this unique park.

Delaware North Companies will work closely with the National Park Service on an aggressive five-year plan to remodel each retail structure of historical value and to mirror the region of the park in which it is located. In conjunction with the remodel, interpretive themes will be developed according to each

region. Interpretive themes will emphasize Yellowstone's geology, geothermal features, ecosystem, wildlife, the World's first national park, human history, and wilderness.

Gary Fraker, Chief Operating Officer of Yellowstone General Stores states, "Our interpretive efforts and the introduction of GreenPath are closely related. We want to share the beauty of Yellowstone with the world, and at the same time, we feel an obligation to safeguard that beauty for future generations."

GreenPath & Continual Environmental Improvement

Delaware North Companies Parks and Resorts at Yellowstone General Stores is dedicated to continual environmental improvement. GreenPath, Delaware North Companies Environmental Management System, promotes a sense of environmental awareness and responsibility among associates, guests, clients, and the community. As environmental stewards, Yellowstone General Stores is active in the following sustainable practices:

- ◆ Purchase sustainable materials made of recycled content (e.g. picnic tables made of plastic lumber, shirts made of recycled fabric, and mugs made of recycled plastic).
- ◆ Recycle waste generated at our operations (e.g. plastic, aluminum, glass, cardboard, paper, newspaper, slick, fluorescent lights, printer cartridges, and batteries).
- ◆ Refund the five-cent deposit charged for beverage containers purchased by guests; those containers made of plastic, aluminum, and glass are recycled.
- ◆ Transport solid waste to the West Yellowstone Compost facility; most is composted, thus reducing the amount of material entering local landfills.
- ◆ Use three 2003 Honda hybrid vehicles powered by gas/electric (rechargeable battery), which have ultra low emissions and high fuel efficiency (~50+ miles to the gallon).
- ◆ Integrate sustainable design, construction, and materials into remodel and reconstruction projects.

Yellowstone Credit Card Will Benefit the Park

The Yellowstone Park Foundation and Elan Financial Services have created the Yellowstone Visa® credit card. The card is giving individuals

who love Yellowstone the opportunity to help protect and preserve the park.

- ◆ Elan will donate a portion of every purchase made with the Yellowstone Visa card to the Yellowstone Park Foundation at no additional cost to the cardholder. The money raised from the credit card program will help fund projects that protect the wonders and wildlife of Yellowstone National Park.
- ◆ The Yellowstone Visa card features a low introductory APR, seasonal discounts with advance reservations at select Yellowstone National Park Lodges, and many other benefits.
- ◆ To apply for the card over the phone, or to request an application, call 888-327-2265 and ask for extension 8302.
- ◆ To apply for the Yellowstone Visa online, log onto the Yellowstone Park Foundation's website at www.ypf.org.


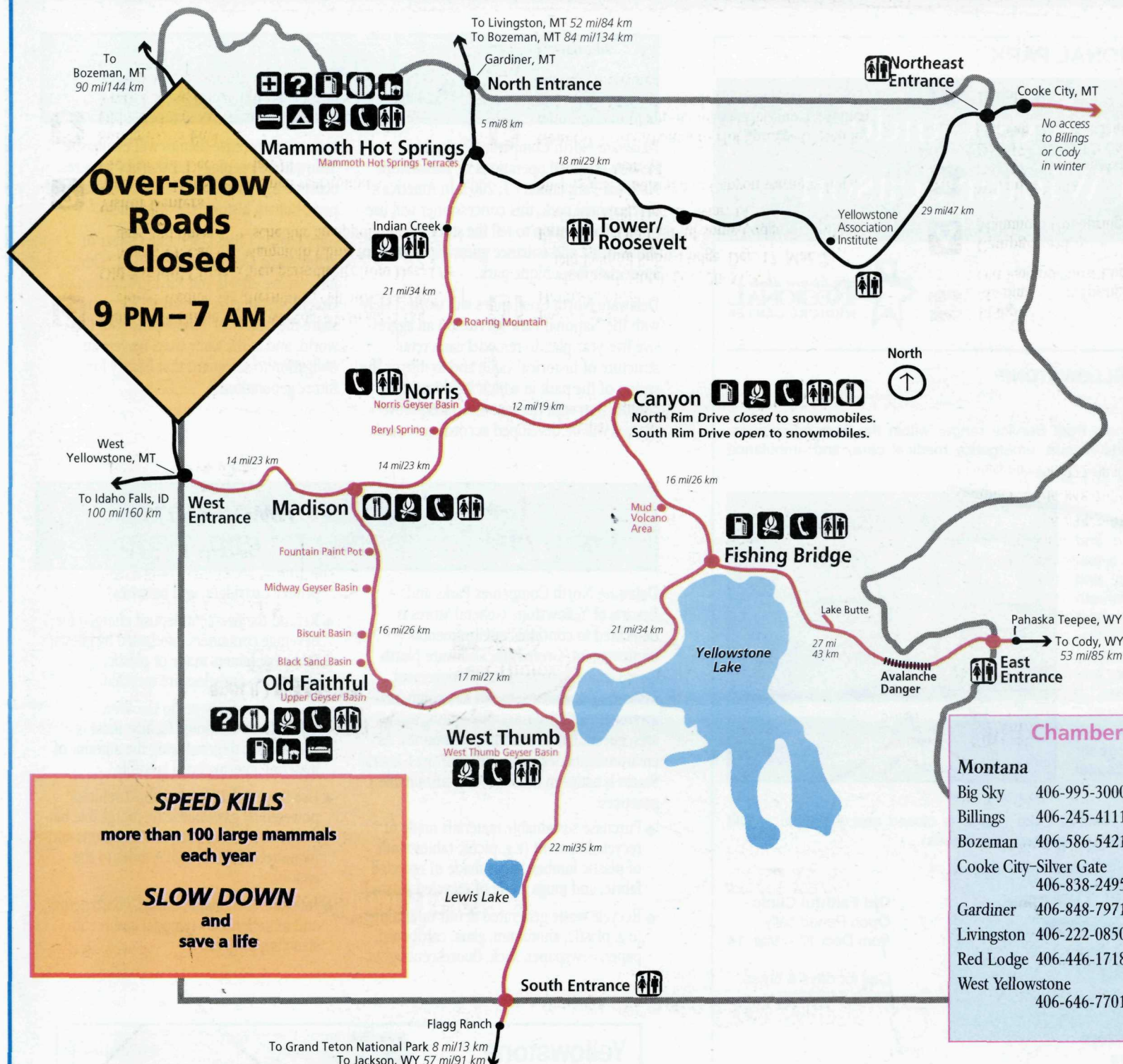


Photo © Tom Murphy

YELLOWSTONE

Park Information: 307-344-7381 (TDD: 307-344-2386) • Emergency—Dial 911 • Road updates: 307-344-2117



Spring Plowing Starts March 8

Groomed roads will close to oversnow vehicles (snowmobile and snow-coach) for spring plowing at 9 PM as follows:

March 7: Mammoth to Norris

March 9: Madison to Norris to Canyon

March 14: All other park roads close to oversnow traffic.

Roads close at 9 PM on the days listed.

Spring road opening dates are on page 9.

- +** Mammoth Clinic: Open weekdays 8:30 AM-5 PM; closed Wednesday afternoons; call 307-344-7965.
- +** Old Faithful Clinic: Open periodically from Dec. 17-March 14. Call the Mammoth Clinic for current days and times or to schedule an appointment.
- ?** Visitor Centers
Mammoth Hot Springs: Open year-round
Old Faithful: Dec. 17-Mar. 14
- 🛢️** Snowmobile Fuel
Old Faithful (9 AM-5 PM), Canyon Junction (10 AM-5 PM), Fishing Bridge (10 AM-5 PM): Dec. 17-Mar. 14;
Mammoth Hot Springs (10 AM-5 PM): Dec. 20-Mar. 7

- 🍴** Food service
Dining Rooms:
Mammoth Hotel, Dec. 20-Mar. 7
Old Faithful Snow Lodge, Dec. 17-Mar. 14
Fast Foods: Old Faithful Snow Lodge—Geyser Grill, Dec. 17-Mar. 14
Snack Bars: Madison and Canyon warming huts, Dec. 17-Mar. 14
- 🏠** General Store: Mammoth Hot Springs: Closed for renovation until approximately December 15; then open daily through March 7; might be closed on Sundays thereafter.
- 🚻** Restrooms

- 🏠** Lodging
Mammoth Hot Springs Hotel: Dec. 20-Mar. 7
Old Faithful Snow Lodge: Dec. 17-Mar. 14
- 🏕️** Campground
Mammoth Hot Springs: Open year-round
- 🔥** Warming Huts
Dec. 17-March 7: Mammoth, Indian Creek
Dec. 17-March 14: Canyon, Fishing Bridge, Madison, Old Faithful, West Thumb
- ☎️** Telephone
- Over-snow routes—no wheeled vehicles

ConocoPhillips

This map is courtesy of ConocoPhillips—providing petroleum products since 1917...
All service stations in Yellowstone offer environmentally sensitive fuels, specially formulated by ConocoPhillips to reduce hydrocarbon emissions and decrease other pollution-related problems.

www.nps.gov/yell • www.YellowstoneAssociation.org • www.TravelYellowstone.com