

YELLOWSTONE Today



Summer 2004

Official Newspaper of Yellowstone National Park

National Park Service
U.S. Department of the Interior



graphic removed for faster loading

Photos on this page by J. Pearce/NPS

CONTENTS

MAP & ROAD INFORMATION	Back Cover
Safety	2
Essential Yellowstone	3
Tips & Highlights	4
Issues in Yellowstone	5
Camping, Fishing, Hiking	6-7
Old Faithful Geyser	8
Old Faithful Inn Anniversary	9
Learn & Explore	11
Grand Teton National Park	13
Services	12, 14-15

Special Insert: Ranger-Led Activities

Welcome to the World's First National Park

Yellowstone National Park was established in 1872, originally to protect the unique geysers, hot springs, and other hydrothermal features. Yellowstone also now protects many historic structures, such as the Old Faithful Inn (shown above). Built in 1903-04, the Old Faithful Inn celebrates its centennial this year. It is a National Historic Landmark within the Old Faithful National Historic District. Other landmarks in the park are the Northeast Entrance Station, Obsidian Cliff, and the Fishing Bridge, Madison, and Norris Geyser Basin trailside museums.

Yellowstone is also a refuge for wildlife. Look for bears, wolves, elk, and other animals as you explore the park.

Protect yourself and wild animals by

- * staying at least 25 yards away from all animals except . . .
- * staying at least 100 yards away from BEARS . . .
- * and never feeding any animal.

For more safety tips, see page 2.

Yellowstone National Park's Mission

Preserved within Yellowstone National Park are Old Faithful and the majority of the world's geysers and hot springs. An outstanding mountain wildland with clean water and air, Yellowstone is home of the grizzly bear and wolf and free-ranging herds of bison and elk. Centuries-old sites and historic buildings that reflect the unique heritage of America's first national park are also protected. Yellowstone National Park serves as a model and inspiration for national parks throughout the world.

Mission of the National Park Service

The National Park Service preserves unimpaired the natural and cultural resources and values of the national park system for the enjoyment, education, and inspiration of this and future generations. The National Park Service cooperates with partners to extend the benefits of natural and cultural resource conservation and outdoor recreation throughout this country and the world.

Park Information: 307-344-7381 (TDD: 307-344-2386) • Emergency—Dial 911 • Road updates: 307-344-2117

Be Safe & Legal—*Read This Page*

— Summer 2004 —

CAUTION: SCALDING WATER

Beautiful but deadly: Yellowstone's hydrothermal features can kill you. Their waters are frequently near or above boiling. Their crust is thin, breaks easily, and often overlies scalding water. People have died in these pools.

- **You must stay on boardwalks and designated trails.** They protect you and preserve delicate formations.
- **Keep your children close to you at all times;** make sure they understand the danger.
- Pets are prohibited in hydrothermal areas.
- Swimming or bathing is prohibited in hydrothermal pools or streams where water flows entirely from a hydrothermal spring or pool.
- **Where swimming is allowed, swim at your own risk.** Yellowstone's natural waters tend to be very hot or very cold, and immersion in extreme temperature water can be fatal. Thermal water can also harbor organisms that cause a fatal meningitis infection and Legionnaires' disease. Exposing your head to thermal water by immersion, splashing, touching your face, or inhaling steam increases your risk of burns and infection. Obtain more information at any ranger station or visitor center.

Stay Away from Wildlife

Yellowstone is not a zoo and the animals are not tame. **Do not approach any wildlife.** View them from the safety of your vehicle. **If an animal reacts to your presence, you are too close.**

Keep your distance and stay safe—and you will see more of an animal's natural behavior and activity. Each year park visitors are injured by wildlife when they approach animals too closely. **You must stay at least 100 yards (91 m) away from bears and at least 25 yards (23 m) away from all other animals—including bison, elk, bighorn sheep, deer, moose, wolves, and coyotes.**

BISON are unpredictable and dangerous; they weigh up to 2,000 pounds (900 kg) and sprint 30 miles per hour (48 kph). Visitors are injured every year.

COYOTES quickly learn habits like roadside feeding. This may lead to aggressive behavior toward humans and can increase the risk of the coyote being poached or hit by a vehicle.

BEARS live throughout the park. Be alert for tracks, do not approach carcasses, and avoid surprising bears in any location or situation.

Page 7, “Hiking and Camping in Bear Country,” provides important information on precautions and what to do if you encounter a bear.

If precautions fail and you are charged, **bear pepper spray** is a good last defense. (Personal self-defense pepper spray is not effective.) Become familiar with bear pepper spray, read instructions, know its limitations. It must be instantly available, not in your pack. **Remember, carrying this spray is not a substitute for vigilance and good safety precautions.**

If you are injured by a bear (regardless of how minor), or if you observe a bear or bear tracks, report it to a park ranger as soon as possible. Someone's safety may depend on it.

Know These Numbers

25

= the number of YARDS you must stay away from all wildlife—except . . .

100

= the number of YARDS you must stay away from a bear

45

= the speed limit in the park unless otherwise posted

911

= the number to call in an emergency

Fishing & Boating Fishing, boating, and using float tubes require permits. Regulations and seasonal restrictions apply to fishing. See page 6 and the park fishing regulations.

Backcountry Permits Permits are required for overnight backcountry use. See page 7 for more information.

Bicycling Bicycling is permitted on established public roads, parking areas, and designated routes; it is prohibited on backcountry trails and boardwalks. For complete information, ask for the bicycling brochure at a visitor center. Even for short trips, wear safety gear, including helmet and high visibility clothing. Bicycle cautiously: Roads are narrow and winding with few shoulders. Motorists often do not see bicyclists or give them enough space on the road; some pass on hill crests and blind curves. Motor homes or vehicles towing trailers may have wide mirrors. Long distances exist between services and facilities. Elevations range from 5,300 to 8,860 feet (1,615–2,700 m).

Falling Trees Avoid areas with lots of dead trees (snags). They may suddenly fall, especially on windy days.

High Altitude Most of the park is above 7,500 feet (2,275 m). Allow time to acclimate; be aware of your physical limitations; don't overexert. Drink plenty of water to forestall dehydration from altitude and dry climate. Stop and rest often.

Pets Pets must be leashed. They are prohibited on all trails, in the backcountry, and in hydrothermal basins. Pets are not allowed more than 100 feet from a road or parking area. Leaving a pet unattended and/or tied to an object is prohibited.

CAUTION: Wildlife Jams

In Yellowstone, wildlife become *habituated*: They learn people are not a threat and will tolerate people at close distances. Habituation occurs in a variety of animals, including bears, bison, elk, and bighorn sheep, especially along park roads. To protect yourself and wildlife, follow these guidelines when viewing or photographing roadside wildlife, whether you are alone or in a wildlife jam:

- ◆ Park in established turnouts and make sure your car is completely off the paved roadway.
- ◆ Make sure you put your vehicle into park, and engage your parking brake.
- ◆ If you exit your vehicle, stay near your vehicle so you can get inside if the bear or other wildlife approaches.
- ◆ Avoid being struck by a moving vehicle, do not stand in the roadway to view or photograph wildlife.
- ◆ Never surround, crowd, approach, or follow wildlife.
- ◆ Don't block an animal's line of travel.
- ◆ Do not run or make sudden movements—this may cause predators to attack.
- ◆ If other people in the area are putting you in danger, leave the scene and/or notify a park ranger.
- ◆ Do not ever feed wildlife.

Emergency 911 ♦ Lost & Found: 307-344-2109 ♦ Road Work Updates: 307-344-2117

Picnic Areas Locations shown on the Official Map and Guide; a free handout available at visitor centers lists those with fire grates. Liquid or gas fuel stoves or self-contained charcoal grills may be used for cooking at all locations. Most picnic areas have pit toilets; only Madison has drinking water. **Overnight camping is not allowed in picnic areas.**

Seat belts All vehicle occupants must wear seat belts.

Stream Crossing Check at local ranger stations for current stream conditions.

Swimming Yellowstone's waters are typically very hot or very cold, and immersion in extreme temperature water can be fatal. Where swimming is allowed, swim at your own risk. See “Caution: Scalding Water” at left.

Theft Lock your vehicle; keep all valuables out of sight; label all valuable property with your name, address, or identification number; report theft or vandalism to a ranger.

Traffic Most park roads are narrow, rough, and busy; some steep sections have sharp drop-offs. Ice and road damage occur year-round. Drive cautiously and courteously; you must use pull-outs to observe wildlife or scenery and to allow other vehicles to pass. Watch for animals on the road, especially at night.

Weapons No firearms or weapons, including state-permitted concealed weapons, are allowed in Yellowstone. Unloaded firearms may be transported in a vehicle when the weapon is cased, broken down or rendered inoperable, and kept out of sight. Ammunition must be placed in a separate compartment of the vehicle.

These Actions Are Illegal

- ◆ speeding (radar enforced)
- ◆ driving while intoxicated (open container law enforced)
- ◆ leaving detachable side mirrors attached when not pulling trailers
- ◆ traveling off-road by vehicle or bicycle
- ◆ improperly storing food
- ◆ violating camping regulations & rules
- ◆ having pets off leash or on trails and boardwalks
- ◆ littering
- ◆ swimming in hydrothermal pools
- ◆ traveling off boardwalks in hydrothermal areas
- ◆ removing or possessing natural (flowers, rocks, antlers, etc.) or cultural (artifacts) features
- ◆ violating fishing regulations
- ◆ feeding or approaching wildlife
- ◆ spotlighting elk, deer, or other wildlife (viewing animals with artificial light)
- ◆ calling in elk by imitating their calls or using bugles
- ◆ imitating wolf howls

Law enforcement rangers strictly enforce all park regulations to protect you and the park.

Essential Yellowstone

— Summer 2004 —

Questions? Ask a ranger at these locations!

Albright Visitor Center, Mammoth

Information, bookstore, and exhibits on wildlife and history. Films on artist Thomas Moran and the national park idea. Call 307-344-2263. Open daily, year-round. Through May 28: 9 AM–5 PM
May 29 and thereafter: 8 AM–7 PM

Canyon Visitor Center

Information and bookstore. Call 307-242-2550. Open daily beginning May 29: 8 AM–7 PM

Fishing Bridge Visitor Center

Information, bookstore, and exhibits on the park's birds and other wildlife. Call 307-242-2450. Open daily beginning May 29: 8 AM–7 PM

Grant Visitor Center

Information, bookstore, exhibits, video on the role of fire in Yellowstone. Call 307-242-2650. Open daily beginning May 29: 8 AM–7 PM

Self-Guiding Trails

Stretch your legs on these self-guiding trails, most of which have trail guides available for 50¢.

Canyon Area

View the colorful Grand Canyon of the Yellowstone River and the Upper and Lower Falls from overlooks; see why viewpoints are named Inspiration, Grandview, and Artist Point.

Fort Yellowstone

Enjoy a walking tour around this historic site at Mammoth Hot Springs. Most buildings were constructed while the U.S. Army managed the park (1886–1918). They are now used by the National Park Service as its headquarters.

Fountain Paint Pot

View examples of the four types of hydrothermal features: geysers, hot springs, fumaroles, and mudpots. Eight miles (12.9 km) north of Old Faithful.

Mammoth Hot Springs

Hot spring activity is sculpting an ever-changing landscape of travertine terraces. Walk through active and inactive areas and enjoy a scenic drive through the Upper Terraces.

Mud Volcano Area

Discover turbulent mudpots, including Mud Volcano. Smell and see Sulphur Caldron. Located between Lake and Canyon, 6 miles (9.6 km) north of Fishing Bridge Junction.

Norris Geyser Basin

Explore the hottest, most dynamic geyser basin in the park, which includes Steamboat, the world's tallest geyser, and Echinus, the world's largest acidic geyser.

Old Faithful

The world's largest concentration of geysers is located in the Upper Geyser Basin. View Old Faithful then walk the trails past hundreds of geysers and hot springs.

West Thumb Geyser Basin

These boiling springs, including the famous Fishing Cone, discharge their waters into chilly Yellowstone Lake. The Absaroka Mountains provide a backdrop to this self-guiding trail.

Forces of the Northern Range

Volcanoes, glaciers, and fire have shaped the landscape here, 8 miles (12.9 km) east of Mammoth Hot Springs. Here, exhibits are your guide—they reveal the secrets of the scenery and help identify the area's diverse plants and animals.

Junior Ranger Station

(at Madison Information Station)

Activities for families with children of Junior Ranger age, 5–12. Open daily June 5–August 28: 9 AM–5 PM

Madison Information Station

Information and bookstore. Call 307-344-2821. Open daily beginning June 5: 9 AM–5 PM

Museum of the National Park Ranger, Norris

Exhibits at historic soldier station trace development of the park ranger profession; video shown. Open daily beginning May 29: 9 AM–5 PM

Norris Geyser Basin Museum & Information Station

Information, bookstore, and exhibits on the hydrothermal features of Yellowstone. Call 307-344-2812. Open daily beginning May 29: 10 AM–5 PM

Especially for Children

Join the Yellowstone Junior Rangers

Children between the ages of 5 and 12—you are invited to become Junior Rangers! Stop by any park visitor center or the Junior Ranger Station at the Madison Information Station for details on how you can learn more about Yellowstone. Purchase the official Junior Ranger newspaper for \$3 and complete the program requirements. The Junior Ranger Station has activities just for you throughout the day, or you can attend activities in any major area of the park. As Junior Rangers you will be awarded arrowhead-shaped patches—a wolf track patch if you are between the ages of 5 and 7, a bear track if you are between 8 and 12, or a winter patch if you complete the winter Junior Ranger program offered December through March.

Camp Wildness

A high school field camp has recently begun in Yellowstone. This program allows students to engage in scientific research in the park. For more information, write: Education Specialist, P.O. Box 168, Yellowstone National Park, WY 82190.

Live in Yellowstone!

Teachers, how would you like to spend 4 or 5 days and nights in Yellowstone with your 4th–8th grade students? We invite you, your students, and parent chaperones to participate in *Expedition: Yellowstone!*—our long-standing, curriculum-based residential program. Through field investigations, hikes, creative dramatics, journal writing, and group discussions, students learn about the natural and cultural history of the park and the current issues affecting the Greater Yellowstone Ecosystem.

The park charges a nominal fee to cover faculty salaries and instructional supplies. Financial aid is available for qualifying students through the Yellowstone Park Foundation's *Expedition: Yellowstone!* scholarship fund. For more information, please write: *Expedition: Yellowstone!* Coordinator, PO Box 168, Yellowstone National Park WY 82190. The coordinator will work with

Old Faithful Visitor Center

Information, bookstore, and geyser eruption predictions. Award-winning film about hydrothermal features. Call 307-545-2750. Open daily beginning April 16. April 16–May 28: 9 AM–5 PM
May 29 and thereafter: 8 AM–7 PM; information window until 8 PM

West Thumb Information Station

Information and bookstore. Open daily beginning May 29: 9 AM–5 PM

West Contact Station

(at West Yellowstone Chamber of Commerce)
Information, publications. Call 406-646-4403. Open daily beginning April 16. April 16–May 29: 8 AM–4 PM
May 30 and thereafter: 8 AM–8 PM

See the special insert for activity schedules.

you to tailor an itinerary for your students that best meets their educational needs.

Windows Into Wonderland's Electronic Field Trips

Attention middle school students! Climb aboard our electronic bus and look through its *Windows Into Wonderland!* Your passport to adventure is www.windowsintowonderland.org.

Journey through earlier eTrips and explore Yellowstone's history, fire ecology, wolves, bears, art, trumpeter swans, geology, and predators. Stay tuned for “Hot Colors: Windows Into Hidden Worlds,” premiering fall 2004 and funded by the National Science Foundation and Montana State University's Thermal Biology Institute.

Tell your teachers to extend your online experiences by using the lesson plans for each eTrip. Although geared for students your age, *Windows Into Wonderland* is exciting for everyone. Registration is free to all, so be sure to help us spread the word.



Accessibility Guide

A free *Visitors Guide to Accessible Features in Yellowstone National Park* is available at all entrance stations and visitor centers in the park. This guide describes facilities negotiable by wheelchair users.

For more information:

Park Accessibility Coordinator
P.O. Box 168, Yellowstone National Park, WY 82190
307-344-2017

TDD only (Telecommunications Device for the Deaf)
307-344-2386
www.nps.gov/yell

graphic removed for faster loading

Tips for Getting Around

- Allow plenty of time to drive from place to place. Speed limits are 45 mph (73 kph) or lower; narrow, winding roads warrant slower speeds in many sections; and traffic is often heavy and slow.
- Allow extra time when passing through or detouring around road construction (see map on back page).
- Traffic is heavy from mid June to mid September with midday peaks.
- Allow extra time for crossing mountain passes; Sylvan, Craig, and Dunraven are all over 8,000 ft (2427 m).
- Grand Loop Road passes major scenic attractions: 142 miles (229 km) total; Upper Loop, 70 miles (113 km); Lower Loop, 96 miles (155 km).

Note: Driving the full Grand Loop is impossible this year because Dunraven Pass is closed due to road work.

Only One Day Here?

Tips from Yellowstone's Rangers

One day driving tours

1. Drive to the Old Faithful area and walk around the geyser basin; drive to the Canyon area—stop at several overlooks and walk along part of the rim.
2. Add Hayden Valley to the above route—especially at the beginning or end of the day—to look for some of the park's large animals.
3. Visit the Upper Geyser Basin (Old Faithful, Biscuit Basin, Black Sand Basin); drive to Fountain Paint Pot to view mudpots; drive to Canyon and visit Artist Point. End your day at Fishing Bridge Museum on the shore of Yellowstone Lake.
4. Visit Old Faithful and one other hydrothermal area, such as Norris, West Thumb, or Mammoth Hot Springs.
5. Visit lesser-known features such as Artist Paint Pots south of Norris, Roaring Mountain north of Norris, Terrace Springs near Madison Junction, Firehole Lake Drive in the Lower Geyser Basin, or Natural Bridge near Bridge Bay.

Consider one or two moderate day hikes.

Each major area of the park has several hikes suitable for brief excursions into the wilder side of Yellowstone. Consult the *Dayhike Sampler*, available for 25¢ at visitor centers.

Two or More Days?

- Explore one area of the park in depth.
- Explore one theme, such as geology, in depth. For example, visit Mammoth Hot Springs to see travertine formations and view the sedimentary layers of Mount Everts, drive through glaciated terrain to Tower Fall or the Lamar Valley, then climb Mount Washburn to view the Yellowstone Caldera and evidence of glaciers.

Highlights

Geysers & Hot Springs

Yellowstone's unparalleled array of hydrothermal features—geysers, hot springs, mudpots, and steam vents—provide evidence of the active volcano beneath our feet. In the 50 miles between Mammoth Hot Springs and Old Faithful, you'll see travertine terraces at Mammoth Hot Springs, acidic features at Norris Geyser Basin, mudpots and geysers at Fountain Paint Pot, giant hot springs at Midway Geyser Basin, plus Biscuit and Black Sand basins near Old Faithful. West Thumb Geyser Basin is 17 miles east of Old Faithful; Mud Volcano is north of Yellowstone Lake.

Grand Canyon

The Grand Canyon of the Yellowstone River extends south of Canyon Village north to Tower Junction. The most famous and spectacular section, including the Upper and Lower Falls, is seen from overlooks along the North and South Rim roads near the Canyon Village area. The northern canyon is visible from Tower Fall and Calcite Springs overlooks, south of Tower Junction.

For more information:

- [consult the official map and guide you received at the entrance station](#)
- [consult rangers at the park's visitor centers & information stations](#)
- [check the special insert for ranger-led activities throughout the park](#)
- [ask for a free copy of *Tracker* and other handouts about park resources](#)
- [purchase materials available in the educational bookstores](#)
- [stay in touch via \[www.nps.gov/yell\]\(http://www.nps.gov/yell\)](#)
- [and remember to allow time for road delays and closures](#)

The road between Tower Junction and Canyon Village goes over Dunraven Pass, the highest road in the park at 8,860 feet (2700 m). **Due to road work, the road is closed between Canyon Junction and Chittenden Road, including the pass.** The road is open from Tower Junction to Chittenden Road and provides access to the Mount Washburn Trail. (Check at a visitor center for road work updates.)

Lake Area

Yellowstone Lake is the largest high elevation lake (above 7,000 feet) in North America. It has 141 miles of shoreline and is more than 400 feet deep. With the Absaroka Mountains as a backdrop, this area offers boating, fishing, hiking, and wildlife viewing, and hydrothermal features. (Fishing and boating require permits; see page 6.) You can visit several historic buildings, view hydrothermal activity, and see the Yellow-stone River flow from the lake on its long journey. Four visitor areas lie along the lake's shores: Fishing Bridge, Bridge Bay, Lake Village, and Grant Village.

History

People have been visiting Yellowstone for more than 11,000 years. As recently as the 1800s, Native American tribes crossed the Yellowstone Plateau in search of buffalo, medicinal plants, and other resources. Yellowstone National Park was established in 1872, before any surrounding territories had become states. You can visit a historic sites such as Fishing Bridge Museum, Norris Geyser Basin Museum, Obsidian Cliff, Old Faithful Inn and Historic District, Roosevelt Lodge Historic District, and Fort Yellowstone at Mammoth Hot Springs (you can take a self-guiding tour around the fort). The Old Faithful Inn is 100 years old this year.

Wildlife

Yellowstone is home to a variety and abundance of wildlife unparalleled in the lower 48 states. Please use pullouts when viewing wildlife and remember that the animals are wild. Do not disturb them in any way. You will be rewarded by seeing more of their natural activities and discovering how they live in the wild.

Save On Park Entrance Fees

graphic removed for faster loading

The National Parks Pass

provides a way to save money when visiting national parks. For one annual fee of \$50, you can enter all National Park System areas. You receive a great value and you also support your favorite national parks. A full 70% of the proceeds from the sales of passes at Yellowstone

will go directly to projects that help visitors experience the area. The remaining proceeds go to a national fund that supports projects at any of the national parks in the system. To obtain your pass, stop by one of Yellowstone's entrance stations, or purchase the pass online at www.nationalparks.org or call toll-free: 1-888-GO-PARKS (1-888-467-2757). For an additional \$15, you can upgrade your National Park Pass to a Golden Eagle Pass, which provides admission to all national parks, national wildlife refuges, and other federal fee areas. (*Neither pass is good for user or parking fees, such as at Mount Rushmore.*)

Private, noncommercial automobile
Individual motorcycle
Single entry (foot, bike, ski, etc.)
Annual Pass, both parks
National Parks Pass

Golden Eagle Pass

Golden Age Pass

Golden Access Pass

Remember to keep your admission receipt to re-enter the park.

\$20 (7 days, both Yellowstone and Grand Teton)
\$15 (7 days, both parks)
\$10 (7 days, both parks)
\$40 (valid one year from date of purchase)
\$50 (valid one year from date of purchase for entrance fees at National Park Service areas)
\$65 (valid one year from date of purchase at most federal fee collection areas)
\$10 (one-time fee for lifetime pass—available to those citizens or permanent residents of the U.S. 62 years of age and older)
Free (available to those citizens or permanent residents of the U.S. who have been determined to be blind or permanently disabled)

Winter Use

Yellowstone National Park will be open in the winter. For more information, check the park's official website, www.nps.gov/yell. For lodging and activity reservations, call Xanterra Parks & Resorts, 307-344-7311.

Bison Management

Yellowstone's bison are wild and they do not recognize political boundaries. However, a group of cooperating agencies have agreed to more intensively manage bison that leave the park because some bison carry the disease brucellosis. These agencies are committed to reducing the possibility of bison transmitting the disease to domestic livestock.

A bison management plan, agreed to by federal and state agencies, has been in effect since December 2000. The plan is founded on the principle of adaptive management and provides the agencies opportunity to gain knowledge and experience before proceeding to the successive steps. The biggest challenge is learning if bison and cattle can be separated successfully outside the park. To meet this challenge, the plan calls for phasing in greater tolerance of bison during winter in special management areas outside Yellowstone National Park. The adaptive management principle allows refinement of the plan as managers and scientists learn more about brucellosis, bison, cattle, and their management.

The Park's Objectives

- ◆ Maintain a wild, free-ranging population of bison plus its genetic integrity and its ecological function in the Yellowstone area (providing food for predators and scavengers, grazing on Yellowstone's grasslands).
- ◆ Address the risk of brucellosis transmission to protect the economic interest and viability of Montana's livestock industry.

Plan Highlights

- ◆ Establish special management areas outside the park where bison will be allowed during winter when cattle are not present.
- ◆ Vaccinate bison with a safe and effective vaccine.
- ◆ Vaccinate and monitor cattle in specific areas near Yellowstone National Park.
- ◆ Haze bison onto appropriate public lands during winter or back into the park in the spring to keep bison separated from cattle.
- ◆ Adapt the plan as more knowledge and experience is acquired about the management of brucellosis, bison, and cattle.

You can view the federal Record of Decision at www.planning.nps.gov/document/yellbisonrod.pdf or you can request a copy of the plan by calling the park at 307-344-2207.

The Natural Force of Fire

Scientists have been studying the role of fire in Yellowstone since the mid 20th century and they continue to discover new information. The history of fire in this park and its benefits explain why Yellowstone's managers believe fire is an essential natural force.

graphic removed for faster loading

Yellowstone Fire Facts

- ◆ Large fires burn through forests of Yellowstone every 250–400 years.
- ◆ Large fires burn park grasslands every 25–60 years.
- ◆ Plants in the park, such as lodgepole pine and aspen, are adapted to fire.
- ◆ Each year, lightning starts an average of 34 fires.
- ◆ 83% of naturally-started fires go out by themselves before affecting more than one acre.
- ◆ Suppressing fires reduces the number and variety of plant and animal species.
- ◆ Until the 1970s, park managers believed they had to extinguish fires to preserve park resources.
- ◆ In 1972, scientific research led to Yellowstone allowing most natural fires to burn.
- ◆ From 1972 to 1987—most in two dry years, 1979 and 1981—234 fires burned about 35,000 acres.
- ◆ The 1988 fires brought management changes and new opportunities for research.
- ◆ Yellowstone now follows the National Fire Plan, described below.

In 2003, the East and Grizzly fires (above) were started by lightning (photo above). They were fought because they threatened the Fishing Bridge area of Yellowstone National Park and could have spread to communities outside the park boundaries. If a fire is being fought in the park, you may see planes and helicopters and the bright colors of a fire camp near the road; you may also encounter travel delays. Updates available at visitor centers.

The National Fire Plan

During the 2000 fire season in the United States, almost 123,000 wildland fires burned more than 8.4 million acres and destroyed numerous structures. Subsequently, recommendations were developed on how to reduce the impacts of fire on rural communities and ensure sufficient firefighting resources for the future. That report, now known as the “National Fire Plan,” identified five key points that continue to emphasize interagency approaches:

Firefighting: Continue to fight fires according to agency guidelines. For Yellowstone, this means managing each fire with “appropriate management guidelines” and allowing as many lightning-caused fires as possible to burn without being suppressed. These fires are closely monitored by the Fire Management Staff.

Rehabilitation and Restoration: Restore landscapes and rebuild communities damaged by the wildfires of 2000.

Hazardous Fuel Reduction: Invest in projects to reduce fire risk.

Community Assistance: Work directly with communities to ensure adequate protection.

Accountability: Be accountable and establish adequate oversight, coordination, program development, and monitoring for performance.

The House and Senate approved an appropriations bill that included \$101 million for National Park Service projects and activities identified in the National Fire Plan, including those in Yellowstone.



What You Can Recycle in Yellowstone

glass ◆ cans ◆ paper ◆ cardboard ◆ #1 plastic ◆ magazines

Look in campgrounds and some parking areas for a row of large brown metal containers marked with the recycling symbol.

For more information

www.nps.gov/yell ◆ *Yellowstone Resources & Issues 2004* (available on the park's website, or for purchase at park visitor centers or at www.yellowstoneassociation.org) ◆ Xanterra Parks & Resorts: 307-344-7311 (winter reservations)

Camping & Fishing

Summer 2004

Campgrounds

	Dates	Fees	Sites	Elev (ft)	Features
Bridge Bay*	5/28–9/19	\$17	432	7,800	A, F, DS, G
Canyon*	6/11–9/12	\$17	272	7,900	A, F, S/L, G
Fishing Bridge RV*	5/21–10/3	\$31	346	7,800	F, S/L, DS, G
Grant Village*	6/21–10/3	\$17	425	7,800	A, F, S/L, DS, G
Madison*	5/7–10/31	\$17	277	6,800	A, F, DS, G
Indian Creek	6/11–9/20	\$12	75	7,300	V
Lewis Lake	6/18–11/7	\$12	85	7,800	V
Mammoth	All year	\$14	85	6,200	A, F, G
Norris	5/21–9/27	\$14	116	7,500	F, G
Pebble Creek	6/4–9/27	\$12	36	6,900	V
Slough Creek	5/28–10/31	\$12	29	6,250	V
Tower Fall	5/21–9/27	\$12	32	6,600	V

*Sites you can reserve; price doesn’t include tax.

A	Accessible sites available	S/L	Pay showers/laundry nearby
F	Flush toilets	DS	Dump station
V	Vault toilets	G	Generators OK 8 AM–8 PM

Discounts

Holders of Golden Age and Golden Access passes receive approximately a 50% discount on camping fees, except at Fishing Bridge RV Park, where no discounts apply.

Group Camping

Group camping is available at Madison, Grant, and Bridge Bay from late May through closing date for organized groups with a designated leader such as youth or educational groups. Fees range from

\$47–77 per night, depending on group size. Reservations are required and can be made by writing Xanterra Parks & Resorts, P.O. Box 165, YNP, WY 82190 or by calling 307-344-7311.

Permits and Fees

Permits

Fishing You must have a permit to fish in Yellowstone. Anglers 16 years of age and older are required to purchase a permit: 3 days—\$15; 7 days—\$20; annual—\$35. Anglers 12–15 years of age are required to obtain a non-fee permit; those 11 years and younger may fish without a permit but must be supervised by an adult who knows the regulations. Permits are available at all ranger stations, visitor centers, and Yellowstone General Stores. **State fishing licenses are not valid in Yellowstone National Park. If you catch a lake trout in Yellowstone Lake or its tributaries—including the Yellowstone River—you must kill the fish.**

Boats & Float Tubes Permits are required for using boats and float tubes; few park waters are open to them. Obtain a permit in person for boats and float tubes from the following locations: South Entrance, Grant Village Backcountry Office, and Bridge Bay Ranger Station. Non-motorized boating permits only are available at the Canyon, Mammoth, and Old Faithful backcountry offices, Bechler Ranger Station, and West and Northeast Entrances. You must have a Coast Guard approved “wearable” personal flotation device for each person on board.

Fishing Season

Yellowstone’s fishing season generally begins on the Saturday of Memorial Day weekend and continues through the first Sunday of November. **Exceptions:** Yellowstone Lake opens June 15; Yellowstone Lake’s tributary streams open July 15; Yellowstone River and its tributaries between Canyon and Yellowstone Lake open July 15. Refer to park fishing regulations or the park

website for additional information: www.nps.gov/yell/planvisit/todo/fishing/index.htm

Fishing Regulations

Park fishing regulations are available at all ranger stations, visitor centers, or general stores.

In Yellowstone, wildlife takes precedence over humans as consumers of fish. All fish are wild (there is no stocking), so sufficient adult fish must remain to reproduce and maintain populations and to assure genetic diversity. These facts require both a philosophical and literal distinction between recreational angling and consuming fish. In Yellowstone, angling is based on fishing for native species of wild trout in a natural setting.

Fishing regulations in Yellowstone National Park have evolved as ongoing research reveals population trends and interrelationships with the rest of the Yellowstone ecosystem. Increasing numbers of anglers have also influenced the development of regulations by their impact on certain species and aquatic habitats. As of 2001, you must release all native sport fish: cutthroat trout, Arctic grayling, and mountain whitefish.

Non-Toxic Fishing

Yellowstone National Park has implemented a fishing program using non-toxic tackle. Fishing tackle such as leaded split-shot sinkers, weighted jigs (lead molded to a hook), and soft lead-weighted ribbons for nymph fishing, are no longer allowed. Only non-toxic alternatives are allowed to accompany these types of fishing tackle. For more information, contact the Yellowstone Center for Resources, P.O. Box 168, Yellowstone National Park, WY 82190.

Camp Smart and Stay Safe

First-Come, First-Served

Seven campgrounds are operated by the National Park Service: Indian Creek, Lewis Lake, Mammoth, Norris, Pebble Creek, Slough Creek, and Tower Fall. You cannot reserve these sites.

Reservations

You can reserve a site at the five campgrounds operated by Xanterra Parks & Resorts, indicated by * on the chart at left. For same-day reservations, call 307-344-7901 or ask at lodging activities desks. For future reservations, call 307-344-7311 or write Xanterra Parks & Resorts, P.O. Box 165, YNP, WY 82190; www.TravelYellowstone.com. Fishing Bridge RV Park is for hard-sided vehicles only (no tents or tent trailers are allowed).

Camping Rules

Camping or overnight vehicle parking in pull-outs, parking areas, picnic grounds, or any place other than a designated campground are not permitted, and there are no overflow camping facilities. Camping is often available in neighboring communities and public lands outside the park.

Camping is limited to 14 days between June 15 and September 15 and to 30 days the rest of the year; there is no limit at Fishing Bridge RV Park. Check-out time for all campgrounds is 10 AM.

WARNING: Food & Odors Attract Bears

The future of bears and the safety of you and others depends on you. The following items—new, clean, dirty, empty, or full—may not be left outside, in tents, or in tent trailers

at any time, day or night, unless in immediate use: water & beverage containers cooking, eating, drinking utensils stoves & grills coolers & ice chests trash food cosmetics & toiletries pet food & bowls pails, buckets, & wash basins

Quiet Hours

Each visitor deserves the opportunity to hear the natural sounds of this beautiful environment. Respect the rights of other campers and comply with the law by adhering to quiet hours, 8 PM–8 AM (10 PM–7 AM at Fishing Bridge RV Park). No generators, loud audio devices, or other noise disturbances will be allowed during this time. Generators are only permitted in six campgrounds (see chart at left) and the Fishing Bridge RV Park.

graphic removed for faster loading

NPS/Schmidt

Hiking & Backpacking

Summer 2004

Your safety is not guaranteed. Approximately 1,000 miles (1,609 km) of trails are available for hiking in Yellowstone’s backcountry. Visiting wilderness means experiencing the land on its terms. If you choose to explore and enjoy the natural wonders of Yellowstone, be prepared for any situation. Read these rules and guidelines and consult a ranger before your trip.

Backcountry Rules

Always talk to a park ranger before you begin an overnight trip.

Permits & Reservations

Permits are not required for day hiking, but hikers are encouraged to check in at a ranger station for vital safety information. Backcountry use permits are required for all overnight trips and must be obtained in person at a ranger station not more than 48 hours in advance of the first date of the trip. Campers may reserve campsites for future trips in person or by mail for a \$20 fee. To make reservations, check at a ranger station or write the Backcountry Office, P.O. Box 168, YNP, WY 82190.

For safety and resource concerns, especially regarding bears, camping is allowed in designated campsites only. Each campsite has limits for the number of people and stock allowed. The maximum stay at any single campsite varies from 1 to 3 nights. To obtain detailed information, check at a ranger station.

Prohibited

Firearms, weapons, pets, traps and nets, motorized equipment, and any type of wheeled vehicle (except wheelchairs) are prohibited in the backcountry. Wheelchairs and some types of service animals are allowed. Due to personal safety concerns, please contact the backcountry office for further information before taking a wheelchair or service animal into the backcountry.

Campfires

Campfires are permitted only in established fire pits. Burn only dead-and-down wood. Wood and ground fires are not allowed in some camp-

sites. Your fire must be attended at all times and be completely extinguished before you leave.

Pack It In—Pack It Out

You must carry all refuse out of the backcountry, including items partly burned in fire pits (foil, tin, glass, etc.).

Sanitation

Bury human waste 6 to 8 inches (15–20 cm) below ground and a minimum of 100 feet (30 m) from water. Dispose of waste water at least 100 feet (30 m) from water or a campsite. Do not pollute lakes, ponds, rivers, or streams by washing yourself, clothing, or dishes in them.

Should You Drink the Water?

Even though clear lake and stream water may look, smell, and taste good, Giardia and other bacterial contaminants may be present. Drinking untreated water may lead to intestinal infection. Before drinking water from lakes and streams, either filter it with a good commercial filter, treat it with a chemical treatment such as iodine or chlorine, or boil it at least one minute. Never drink water from a hot spring.

Weather

Yellowstone’s weather is unpredictable. A sunny warm day may become fiercely stormy with wind, rain, sleet, and, sometimes snow. Lightning is common; get off water or beaches and stay away from ridges, exposed places, and isolated trees.

Without adequate clothing and gear, an easy day hike or boat trip can turn into a battle for survival. Exposure to wind, rain, or cold can result

in hypothermia. This rapid loss of body heat can cause death if not treated. Early warning signs include shivering, slurred speech, memory lapses, drowsiness, and exhaustion. Cold water is a special hazard to anglers and boaters. Get into dry clothes and drink warm fluids at the first signs of hypothermia.

Stock Use

Overnight stock (horses, mules, burros, and llamas) use is not permitted prior to July 1 due to forage conditions and/or wet trail conditions. Horses are not allowed in front country campgrounds. **All equine stock crossing a state line while in the park must have proof of a negative Coggins test dated within the last 12 months.**

Stream Crossings

Fording a stream can be hazardous, especially during spring snowmelt or high water. Check at local ranger stations for current trail and stream conditions.

Falling Trees

Avoid areas with large numbers of dead trees (snags), which may suddenly fall—especially on windy days.

Trails

Trail conditions are highly variable. Some can be dry, while others are muddy or blocked by high river crossings or snow. Some are closed to stock. Check at a visitor center or backcountry office for current trail conditions.

Orange metal tags on trees and posts mark trails, but may be sparse in some areas. Off-trail travel is difficult because of the terrain and the number of downed trees. Carry a map and compass, and know how to use both.

graphic removed for faster loading

Electric Peak dominates the northwest corner of the park, an area of challenging trails and abundant wildlife—including grizzlies. For a safe hike in this area, your group should include four or more people, inquire about conditions at the Mammoth Hot Springs Backcountry Office, and follow the precautions below.

NPS /Peacock

Hiking & Camping in Bear Country

Although the risk of an encounter with a bear is low, your safety is not guaranteed. Minimize your risks by following the guidelines below.

A Fed Bear Is a Dead Bear

Do not leave packs containing food unattended, even for a few minutes. Do not drop your pack if a bear is close by (see below). Allowing a bear to obtain human food even once often results in the bear becoming aggressive about obtaining such food in the future. Aggressive bears present a threat to human safety and eventually may be destroyed or removed from the park.

While Hiking

Make bears aware of your presence on trails by making loud noises, shouting, or singing. Hike in groups and use caution where vision is obstructed. Do not hike after dark. Avoid carcasses; bears often defend this source of food.

If You Encounter a Bear

Do not run. Bears can run 30 mph (48 kph), or 44 feet/second (13 m/second), which is faster than Olympic sprinters. Running may elicit an attack from an otherwise non-aggressive bear. If the bear is unaware of you, keep out of sight and detour behind and downwind of the bear. If the bear is aware of you and is nearby but has not acted aggressively, slowly back away.

Do not drop your pack! This teaches bears a way to obtain human foods and often means the bear must be removed.

Tree climbing to avoid bears is popular advice, but not practical in many circumstances. All black bears, all grizzly cubs, and some adult

grizzlies can climb trees. Plus, running to a tree may provoke an otherwise uncertain bear to chase you.

If a Bear Approaches or Charges You

Do not run. Some bears will bluff their way out of a threatening situation by charging, then veering off or stopping abruptly at the last second. Bear experts generally recommend standing still until the bear stops and then slowly backing away. If you are attacked, try to lie on the ground completely flat on your stomach. Spread your legs and clasp your hands over the back of your neck. Do not drop your pack!

When Camping

Never camp in an area that has obvious evidence of bear activity such as digging, tracks, scat, or where animal carcasses are present.

Odors attract bears. Avoid carrying or cooking odorous foods or other products. Keep a clean camp; do not cook or store food in your tent. All food, garbage, or other odorous items used for preparing or cooking food must be secured from bears. Hang all such items at least 10 feet (3 m) above the ground and at least 4 feet (1.2 m) out from tree trunks. Treat all odorous products such as soap, deodorant, or toiletries in the same manner as food.

Sleep a minimum of 100 yards (91m) from where you hang, cook, and eat your food. Keep your sleeping gear clean and free of food odor. Don’t sleep in the same clothes worn while cooking and eating; hang those clothes in plastic bags.

Many myths exist about Old Faithful, the world’s most famous geyser (shown at left). The lists below can help you sort the facts from myths.

Myths

- ✗ No one can predict Old Faithful anymore.
- ✗ It is so predictable, you can set your watch by its eruption.
- ✗ It is the only geyser that can be predicted.
- ✗ It is the most predictable geyser.
- ✗ It erupts every hour on the hour.
- ✗ Its eruption is not as high as it used to be.
- ✗ Its eruption lasts less time than it used to.
- ✗ Park rangers can control the eruption of Old Faithful.

Facts

- ✓ Its eruption length and height, and the time between eruptions vary from day to day and year to year.
- ✓ As of March 2004, the eruption lasts 1½ to 5 minutes; the average interval between eruptions is 92 minutes.
- ✓ Old Faithful’s height ranges from 106 feet to more than 180 feet, averaging 130 feet.
- ✓ Its average eruption length, height, and interval will change again—often as a result of an earthquake.
- ✓ 3,700 to 8,400 gallons of water are expelled per eruption, depending on the length of eruption.
- ✓ Just prior to eruption, water temperature at the vent is 204°F (95.6°C).
- ✓ It’s one of more than 300 geysers in Yellowstone.
- ✓ Old Faithful is a cone geyser, a type of geyser that usually erupts in a narrow jet of water from a cone. Fountain geysers, such as Grand (also in the Upper Geyser Basin), generally shoot water out in various directions from a pool.

Geysers are dynamic and constantly evolving. They respond to small, natural changes in their plumbing systems, water temperature, dissolved gas and mineral content of thermal water, amount of water, amount of heat, changes in pressure, and other factors. Geysers are also affected by natural events in Yellowstone such as frequent earthquakes.

The average interval between Old Faithful’s eruptions increased after the 1959 Hebgen Lake Earthquake, centered 12 miles northwest of the park’s west entrance. It increased again after the 1983 Borah Peak Earthquake, centered in Idaho. In 1998, another small earthquake lengthened the interval again; later, a swarm of earthquakes further increased the interval.

Occasionally, waiting for Old Faithful’s eruptions can stretch beyond the predicted time. Think of it this way: you’ve got time now to meet other visitors, read about the park, or take a much-needed rest. So relax and enjoy the time you spend with the world’s most famous geyser.

Photos from NPS collections

How Geysers Work

Geysers are hot springs with narrow spaces in their plumbing, usually near the surface. These constrictions prevent water from circulating freely to the surface where heat would escape. The deepest circulating water can exceed the surface boiling point (199°F/93°C). The surrounding pressure also increases with depth, much as it does with depth in the ocean. Increased pressure exerted by the enormous weight of the overlying rock and water prevents the water from vaporizing. As the water rises, steam forms. Bubbling upward, steam expands as it nears the top of the water column until the bubbles are too large and numerous to pass freely through the constrictions. At a critical point, the confined bubbles actually lift the water above, causing the geyser to splash or overflow. This decreases pressure on the system, and violent boiling results. Tremendous amounts of steam force water out of the vent, and the eruption begins. Water is expelled faster than it can enter the geyser’s plumbing system, and the heat and pressure gradually decrease. The eruption stops when the water reservoir is exhausted or when the gas bubbles diminish enough to be able to rise without ejecting the water.

Riverside Geyser erupts on a fairly regular interval of once every 5.5 to 6.5 hours.

graphic removed for faster loading

About Norris Geyser Basin

Norris is the hottest and most seismically active geyser basin in Yellowstone. It lies at the junction of three major faults in the Earth’s crust, two of which intersect the giant ring fractures created by the last major eruption of the Yellowstone volcano some 640,000 years ago. Earthquakes and other geologic phenomena associated with these faults are responsible for many of the dramatic changes occurring here.

- During 2003, the Back Basin was especially active.
- ◆ Steamboat Geyser, the world’s tallest active geyser, erupted three times
 - ◆ Porkchop Geyser, dormant since it exploded in 1989, erupted in July
 - ◆ Ground temperatures soared to 200°F (93°C), the boiling temperature for water at this elevation

Expect some trails and boardwalks to be closed in the Back Basin, depending on the ground temperature and other conditions. Even so, you can probably view the activity from the hill above and may be able to walk to Steamboat and Echinus geysers.

Anniversary Events

Tuesday, June 1
U.S. Postal Pictorial Cancellation Stamp
Lobby of the Inn
1–4 PM
To celebrate the actual day of opening, join the Old Faithful Post Office staff for a pictorial stamp cancellation.

June 19–20
August 28–29
Xanterra Heritage Days
All weekend
Vicinity of the Inn
Special programs and activities. Details at the Old Faithful Inn.

All Summer
Interpretive Programs
Old Faithful Inn
Explore Old Faithful Inn with a guide from Xanterra Parks and Resorts (Inn operators).
Old Faithful Area
Explore Old Faithful’s astounding hydrothermal resources with a National Park Service interpretive ranger. Details at the Old Faithful Visitor Center.

Since June 1904, pilgrims to the world’s first national park have relaxed and reveled in Old Faithful Inn’s simple luxuries after the day’s exploration has revealed mysteries and evoked wonder. It is a great comfort to dream of days gone by from a balcony settee or rocking chair scooted up to the secure glow of the Inn’s fireplace. Old Faithful Inn’s stature, dignity, and pioneer feel transport the mind’s eye back to an earlier, simpler time, linking today’s guests with those of yesterday.

Old Faithful Inn is keeper of its secrets. Her wooden walls and floors sometimes creak and groan like lodge-pole pines swaying in a Yellowstone breeze. Perhaps she will speak to you if you stop and listen with care.

From *Old Faithful Inn: Crown Jewel of National Park Lodges*, ©2004 by Karen Wildung Reinhart and Jeff Henry

You Can Help Build a New Visitor Education Center at Old Faithful!

Did you know that Yellowstone has more than 10,000 geysers, hot springs, mudpots and fumaroles—more than the rest of the world combined? Or that Yellowstone was formed by a gigantic volcanic eruption 640,000 years ago? Were you aware that there are millions of microscopic organisms, called thermophiles, living in Yellowstone’s hot springs that could eventually help scientists determine if life ever existed on Mars? These remarkable resources and values of Yellowstone National Park will form the centerpiece of a new visitor education center planned near Old Faithful Geyser.

The new visitor education center will be built with a combination of public and private funds. Private fundraising for this project is being led by the Yellowstone Park Foundation, which hopes to raise the full \$15 million of private funds needed for the project by the end of 2004. Many corporations and foundations have already contributed to this monumental campaign, including Unilever, ConocoPhillips, The Coca-Cola Foundation, General Electric, and the National Science Foundation. Together with generous individual donors, these public-spirited organizations have raised more than \$13 million toward the goal.

An additional challenge grant of \$650,000 from the Kresge Foundation stipulates that the Yellowstone Park Foundation must raise all remaining funds for the project by the end of 2004 in order to receive the grant. In an effort to meet this challenge, the Yellowstone Park Foundation is turning to members of the general public for help, and is welcoming donations of all sizes.

Now everyone has the opportunity to join this effort and become part of a lasting legacy in Yellowstone. To contribute to the Old Faithful Visitor Education Center, please contact the Yellowstone Park Foundation: 222 East Main Street, Suite 301, Bozeman, MT 59715; 406-586-6303; www.ypf.org, or complete and mail the coupon on page 10.

graphic removed for faster loading

graphic removed for faster loading

About the Inn

- ◆ The builders used lodgepole pines inside, volcanic rock for fireplaces, and obsidian sand in the concrete
- ◆ In 1904, the Inn had 140 guest rooms; with the addition of wings in 1913 and 1927, it now has 327
- ◆ The lobby is six stories high
- ◆ The Inn’s original door key resides in the park’s museum collection, one of almost 3,000 museum items related to the Inn
- ◆ The lobby rafters have been cleaned by people using climbing gear, housekeepers using long knotted strings of sheets, and by compressed air
- ◆ Approximately 350 employees work at the Inn each year
- ◆ Movie and TV stars who have stayed at the Inn include Henry Fonda, Vincent Price, the Three Stooges, Roy Rogers and Dale Evans, Michael J. Fox, and Jason Alexander
- ◆ Many U.S. Presidents have visited the Inn, including Warren G. Harding, Calvin Coolidge, Franklin D. Roosevelt, Gerald Ford, Jimmy Carter, and Bill Clinton

Photos from NPS collections

The Inn’s spacious lobby and huge fireplaces invoke awe at first but also provide cozy spaces for relaxation for guests and other visitors.

Architect of the Inn and of Park Tradition



Architect Robert Reamer (left) brought a different vision with him to Yellowstone and to the Old Faithful Inn. He believed it was possible to create a structure that would appear to have grown out of its surroundings, a structure inside and out that would seem to be an extension of the wilderness. At the same time, he believed that a hotel such as this could provide all the modern conveniences that any world-class hotel offered. He believed that hotel guests could feel completely secure while at the same time feel connected to the wilderness outside.

His vision, as embodied in the Old Faithful Inn, was part of a revolution in architecture in national parks that has continued to this day. This style of architecture, where the building is designed to fit into the landscape, is called “rustic architecture” or “parkitecture.”

While building the Canyon Hotel in Yellowstone, Reamer said:

To be at discord with the landscape would be almost a crime. To try to improve upon it would be an impertinence.

You Can Help Preserve and Protect Yellowstone

In our increasingly crowded and developed world, Yellowstone National Park provides a source of refuge and renewal for those who enter its quiet places. The park’s magnificent wilderness areas offer a glimpse of what our continent was like when humans first gazed in wonder upon its steaming geysers, thundering waterfalls, and abundant wildlife. However, Yellowstone exists today only because generations who came before us understood its value and made its preservation a priority.

Because so many visitors who love Yellowstone want to help ensure that it stands wild and unimpaired for our future, two separate organizations have been established. The Yellowstone Park Foundation and the Yellowstone Association work in partnership with the National Park Service and each other to provide a means for visitors to contribute to Yellowstone’s preservation. Please help us protect and preserve this national treasure. Your contribution to either organization will designate you as a true friend of Yellowstone; contributors of \$1,000 or more will have their names displayed on the park’s Honor Wall at Old Faithful, receiving special recognition as stewards and benefactors of Yellowstone National Park. Yellowstone will exist tomorrow as one of America’s most treasured places only if our generation understands its value and makes its preservation our priority.



Yellowstone
Park Foundation

The Yellowstone Park Foundation was founded in 1996 to help address Yellowstone’s growing needs and shrinking federal budgets. The Foundation’s mission is to fund projects and programs that protect, preserve, and enhance Yellowstone National Park, today and for future generations.

With the help of generous donations from individuals, foundations, and corporations, the Yellowstone Park Foundation has successfully funded more than 85 projects that directly enhance your family’s visit to Yellowstone. Examples include wildlife conservation, trail reconstruction, and new educational exhibits. But there is so much more to do.

Now, more than ever, Yellowstone needs your help!

Please join us in protecting the wonders and wildlife of Yellowstone. With a donation of \$25 or more, you will become a Friend of Yellowstone.

Once you are a Friend of Yellowstone, you’ll receive our semiannual newsletters and annual report, keeping you up-to-date on how your contribution is making a difference in Yellowstone. You will also be recognized in the Honor Book at Old Faithful for one year.

Please complete and mail the coupon below. You can also learn more about the Yellowstone Park Foundation and donate online at www.ypf.org.

YES! I Want to be a Friend of Yellowstone National Park.

Enclosed is my tax-deductible donation of:

☐ \$25

☐ \$50

☐ \$100

☐ \$500

☐ \$1,000

☐ Other

NAME

ADDRESS

TELEPHONE

E-MAIL

☐ Enclosed is my check. *Please make check payable to the Yellowstone Park Foundation.*

☐ Please charge my credit card (*choose one*): ☐ MasterCard ☐ Visa

CREDIT CARD NUMBER

EXP. DATE

☐ I want to help, but do not want to receive a thank-you gift for my donation of \$50 or more.

Mail donations to: The Yellowstone Park Foundation

222 East Main St., Suite 301, Bozeman, MT 59715 • 406.586.6303

www.ypf.org



The nonprofit Yellowstone Association operates eight educational bookstores, a field school, and a membership program for Yellowstone visitors.

For maps, guidebooks, and other educational materials, please visit a Yellowstone Association bookstore at any of these convenient locations:



Our friendly staff can also tell you about the benefits of Yellowstone Association membership (including a discount on store purchases!) and the many classes available at the Yellowstone Association Institute.

Yellowstone Association
Post Office Box 117
Yellowstone National Park, WY 82190
www.YellowstoneAssociation.org
(307) 344-2293

Nearby Museums

Billings, Montana
Western Heritage Center, 2822 Montana Ave. Interprets the history of the Yellowstone region with interactive exhibits. 406-256-6809; ywhc.org

Yellowstone Art Museum, 401 N. 27th St. Nationally-recognized art museum featuring temporary and permanent exhibitions of contemporary and Western art. 406-256-6804; artinfo@artmuseum.org; yellowstone.artmuseum.org

Bozeman, Montana
The Museum of the Rockies, 600 West Kagy Blvd. Best known for its paleontology, geology, western history, and Native American exhibits. 406-994-2251; wwwmor@montana.edu; museumoftherockies.org

Gallatin Pioneer Museum, 317 W. Main St. Has displays on pioneer life, plus a research library and photo archives. Free. 406-522-8122; pioneermuseum@montana.com; www.pioneermuseum.org

Cody, Wyoming
The Buffalo Bill Historical Center. Five museums—more than 300,000 square feet—devoted to western cultural and natural history. Admission to all five museums good for two consecutive days. 307-587-4771; janj@bbhc.org; www.bbhc.org

Dubois, Wyoming
Wind River Historical Center, 909 W. Ramshorn. Features the Sheep Eaters and archeology of original inhabitants of the Greater Yellowstone Area. 307-455-2284; windriverhistory.org; wrh@wyoming.com

Helena, Montana
Montana Historical Society Museum, 225 N. Roberts, across from the State Capitol. Fine collection of Yellowstone Park historic photographs, world-class Charles M. Russell art exhibit, exhibits on 11,000 years of Montana history—including Lewis & Clark. 406-444-2694; www.montanahistoricalsociety.org

Jackson, Wyoming
The National Museum of Wildlife Art, 2820 Rungius Road. Houses the nation’s premier public collection of fine art devoted to wildlife. 800-313-9553; www.wildlifeart.org

Livingston, Montana
Livingston Depot Center, 200 W. Park St. Features railroads, western history, and art. 406-222-2300; depot@ycsi.net

Yellowstone Gateway Museum, 118 West Chinook St. Displays extensive local and Yellowstone history. 406-222-4184; museum@ycsi.net

Fly Fishing Discovery Center, 215 E. Lewis St. Features aquariums and the history of fly fishing. 406-222-9369; ffdc@fedflyfishers.org

Livingston’s museums share a website: www.livingstonmuseums.org

Pinedale, Wyoming
Museum of the Mountain Man, 700 East Hennick. Features collections related to the Rocky Mountain fur trade era. 877-686-6266; museumofthemountainman@wyoming.com; www.museumofthemountainman.com

West Yellowstone, Montana
Museum of the Yellowstone, Corner of Canyon St. and Yellowstone Ave. Showcases park wildlife, geology, transportation, and visitation. 406-646-1100; museum@wyellowstone.com; www.yellowstonehistoriccenter.org

Nearby national parks, battlefields, historic sites and national forests, plus chambers of commerce, are listed on page 13.

Explore the Park with the Yellowstone Association Institute

The Institute is a nonprofit field school operated in partnership with the National Park Service. We provide visitors with outstanding opportunities to experience Yellowstone in a small group with an expert instructor. To help you make the most of your visit, we offer five types of educational programs in the spring, summer, and fall:

Lodging and Learning is an award-winning series of programs based at park hotels. Participants explore the park with an Institute naturalist and return to the hotels for lodging, meals, and evening programs. The following programs are scheduled for spring, summer, and fall:

- ◆ Spring Wolf and Bear Discovery—three days observing and learning about wolves and bears during the season when they are most active.
- ◆ Yellowstone for Families—four days exploring canyons, waterfalls, and geyser basins, and enjoying activities including wildlife watching, animal tracking, painting, and photography with your children ages 8 to 12.
- ◆ Trails Through Yellowstone—five days of interpretive hikes in diverse landscapes from the geyser basins around Old Faithful to the Grand Canyon of the Yellowstone River.
- ◆ Fall Wolf and Elk Discovery— three days learning about Yellowstone’s marquee predator and prey species during the elk mating season.
- ◆ Roosevelt Rendezvous—four days in your own cabin at Roosevelt Lodge, with a daily selection of field trips for a variety of interests and ability levels.

Field Seminars are short courses that provide a closer look at specific subjects, from nature writing to wolf biology. College professors, research scientists, park staff, and other experts teach these programs. Most courses last from one to four days and are limited to 13 participants. Many courses are based at the Institute’s Buffalo Ranch Field Campus in the Lamar Valley.

Backcountry Courses are wilderness experiences that allow participants to backpack to remote areas of the park under the guidance of professional outdoor leaders. For some courses, a guest expert accompanies the group and teaches about a specific subject such as bear management or park history. Courses last from four to nine days and are limited to eight participants.

Personal Ed-Ventures are private natural history tours designed for families and other small groups. An Institute wildlife biologist will provide an eight-hour introduction to the diverse and abundant wildlife of Yellowstone’s northern range. A flat fee of \$350 for up to ten people includes instruction, in-park transportation, and the use of professional spotting scopes.

Group Programs are field-based programs for your college, environmental organization, or other group of ten or more people. These programs are available year-round. To obtain information or register for a course, contact the Institute registrar at 307-344-2294 or registrar@yellowstoneassociation.org. Complete information for all Institute programs is available on our website at www.yellowstoneassociation.org.

Concessioner Activities

Make advance reservations at any hotel front desk or activity desk. Ask for additional activity information and “Experience Planners” at these locations.

Horseback Rides
For a western-flavored Yellowstone experience, saddle up and join a congenial guide for a trail ride from one of our three corrals—Mammoth Hot Springs (5/22–9/19), Roosevelt Lodge (6/11–9/5), or Canyon Village (6/19–9/4). 1-hour ride, \$29.50; 2-hour ride, \$48. Children must be at least 8 years old and 48 inches tall. Children 8–11 must be accompanied by a person(s) 16 years or older. Weight limit: 250 pounds. Only one rider per horse.

Stagecoach Rides
6/12–9/5. Relive the wild West experience of a stagecoach ride at Roosevelt Lodge. Adult \$8.25; child (2–11) \$7; under 2, free.

Old West Cookout
6/12–9/5. Enjoy a delicious steak cookout dinner via horse-drawn wagon or horseback from Roosevelt Lodge. Reservations required. Wagon: Adult \$45; Child (5–11) \$35; under 5 free if eating off parent’s plate. Horseback, 1 hr: Adult \$55;

Child (8–11) \$45. Horseback, 2 hr: Adult \$65, Child (8–11) \$55.

Roosevelt Cookout Roundup
6/12–9/5. Daily to the Old West Wagon Cookout. From Bridge Bay Campground, Lake Hotel, Fishing Bridge RV Park. Adult \$24; Teen (12–16) \$13. From Canyon Lodge, Adult \$21; Teen (12–16) \$11.

Yellowstone Buddies
6/22–7/29. At Old Faithful Inn. For children. 9 AM–Noon, including lunch \$28. 6–8 PM \$18.50.

GUIDED TOURS
Bridge Bay Scenicruiser Rides
6/4–9/19. One-hour narrated cruises depart Bridge Bay Marina throughout the day for tours on the northern part of Yellowstone Lake. Enjoy views of the Absaroka Mountains, historic Lake Hotel, and Stevenson Island. A guide provides interpretation for this spectacular area. Adult \$10; child (2–11) \$6.50; under 2, free.

Bridge Bay Fishing Trips
6/15–9/12. Guides at Bridge Bay Marina tailor a trip to suit your interests. 22 ft. Cabin Cruiser (1–6 people): \$62/hr; 34 ft. Cabin Cruiser (1–6 people): \$80/hr.

Picture Perfect Photo Safari
6/1–10/2. Old Faithful Inn, Tues.–Sat. Lake Hotel, Thurs.–Mon. Adult \$50; Child (16 and under) \$26.

Yellowstone Lake “Historic” Sunset Tour
6/8–9/25, Tues.–Sat. Meet at Lake Hotel, 7:30 PM; or at Fishing Bridge RV Park, 7:40 PM. Adult \$23; Child (16 and under) \$11.

Historic Lake Hotel
6/8–8/14, Tues.–Sat., 5:30 PM 8/17–9/25, Tues.–Sat., 4:30 PM Meet under the portico on the side of the hotel facing the lake for this 45-minute tour. Free.

Historic Old Faithful Inn
May 8–Oct. 14, daily; 9:30 AM, 11 AM, 2 PM, 3:30 PM Meet at the fireplace in the Old Faithful Inn Lobby for this 45-minute tour. Free.

Teton Vista Rendezvous
May 29–Sept. 25, Tues., Thurs., Sat. From Old Faithful Inn, Grant Village, Bridge Bay Campground (ends 9/18), Lake Hotel, and Fishing Bridge RV Park. Adult \$44; Teen (12–16) \$21.

Circle of Fire
Lake Hotel, Fishing Bridge RV Park (5/22–9/25); Old Faithful Inn, Grant Village (5/29–9/25); Canyon (6/5–9/18). Adult \$44; Teen (12–16) \$20.

Firehole Basin
5/15–9/5. Departs Old Faithful Inn, 1 PM. Adult \$21; Teen (12–16) \$10.50; under 12, free.

Twilight Shadows Tour
6/19–8/21, daily except Tues. & Thurs., Canyon. Adult \$17; Child (12–16) \$8.50; under 12, free.

Yellowstone In a Day
6/5–9/25. From Mammoth Hot Springs: Adult \$47; Teen (12–16) \$23. From Gardiner: Adult \$48; Teen (12–16) \$23. Free for children under 12.

Ecologix: Xanterra’s Environmental Commitment

Believing that sound and profitable business practices go hand-in-hand with serious environmental initiatives without eroding either priority, concessioner Xanterra Parks & Resorts, has formalized and enhanced its environmental program.

Called “Ecologix, Xanterra’s Environmental Commitment,” the multi-faceted Environmental Management System is rooted in Xanterra’s long-held belief that all business decisions must balance economic viability with ecological responsibility.

“When you are privileged to live and work in some of the most beautiful places on earth as we are, we as a company must do everything we can to protect those places,” said Chris Lane, director of environmental affairs for Xanterra Parks & Resorts. “Ecologix unifies all of our operations, providing guidance for our company and its employees for integrating increased environmental performance while maintaining economically sound business practices.”

Ecologix is designed to ensure that Xanterra embraces the following unifying commitments:

- Continual improvement of the environmental performance of all operations
- Compliance with all environmental regulations and policies
- Incorporation of the best management practices into all operations, using pollution prevention and

- environmental sustainability strategies as core objectives
- Flexibility to respond to community and property environmental priorities

In addition to an extensive recycling program, Xanterra-Yellowstone’s environmental efforts range from a conversion to cleaner burning 4-stroke motors on its rental boats and snowmobiles to offering sustainable cuisine in its restaurants. “We’re making great strides,” noted Jim McCaleb, General Manager of Xanterra’s Yellowstone National Park Lodges. “For example, our ongoing conversion to compact fluorescent lighting in our facilities so far represents the equivalent of removing 600 cars from the road for a year.”

Xanterra has been widely recognized for its environmental initiatives and programs. Xanterra recently released its 2003 Sustainability Report, the first-ever by a national park concessioner. The company received the 2002 Environmental Achievement Award from the Region 9 Office of the Environmental Protection Agency in recognition of its advocacy efforts in Death Valley and Grand Canyon national parks. Xanterra also received consecutive Department of Interior Environmental Achievement Awards in 2001 and 2002 and the 2001 Travel Industry Association’s Odyssey Award in the “Environment” category. It was the only national park concessioner and one of only 13 winners in the country to receive the DOI award in 2001.

IMPORTANT
PHONE NUMBERS

EMERGENCY: 911

Lodging, dining, camping,
activities: 307-344-7311 or
TDD 307-344-5395

Park Information:
307-344-7381



Yellowstone Park Service Stations has been serving Yellowstone visitors since 1947. We offer quality petroleum products at seven service stations located throughout Yellowstone. See page 15 for dates of operation for YPSS stations.

Tires • Batteries • Automobile Accessories

LP Gas is available at Fishing Bridge and Grant Village.
Towing and repair services are available at Old Faithful, Grant Village,
Fishing Bridge, and Canyon.

Conoco, Master Card, Visa, Discover, and American Express
credit cards are accepted.

environmental sustainability strategies as core objectives

- Flexibility to respond to community and property environmental priorities

In addition to an extensive recycling program, Xanterra-Yellowstone’s environmental efforts range from a conversion to cleaner burning 4-stroke motors on its rental boats and snowmobiles to offering sustainable cuisine in its restaurants. “We’re making great strides,” noted Jim McCaleb, General Manager of Xanterra’s Yellowstone National Park Lodges. “For example, our ongoing conversion to compact fluorescent lighting in our facilities so far represents the equivalent of removing 600 cars from the road for a year.”

Xanterra has been widely recognized for its environmental initiatives and programs. Xanterra recently released its 2003 Sustainability Report, the first-ever by a national park concessioner. The company received the 2002 Environmental Achievement Award from the Region 9 Office of the Environmental Protection Agency in recognition of its advocacy efforts in Death Valley and Grand Canyon national parks. Xanterra also received consecutive Department of Interior Environmental Achievement Awards in 2001 and 2002 and the 2001 Travel Industry Association’s Odyssey Award in the “Environment” category. It was the only national park concessioner and one of only 13 winners in the country to receive the DOI award in 2001.

graphic removed for faster loading

YOUR FEE DOLLARS AT WORK

In 1996, Congress authorized a pilot fee program to demonstrate the feasibility of spreading some of the costs of managing public lands among those who use them. Yellowstone and Grand Teton are among the National Park Service units that participate in this pilot fee program. The additional funds generated by the fee increase are being used for projects that the parks have been unable to fund through yearly Congressional allocations.

Entrance and campground fees are dedicated to projects that increase the quality of the visitor experience and enhance the protection of park resources. Projects underway include a major renovation of Canyon Visitor Center including the development of new geology exhibits, campground and amphitheater upgrades, preservation of rare documents, and studies on bison.

YPSS Celebrates Yellowstone Explorers
of Yesteryear and Today

One of the most interesting visitors to the Yellowstone area in 1865 was Father Francis Xavier Kuppens, a Belgian priest of the Jesuit Order, who offered this recollection 32 years later:

About the years 1865-66 I was stationed at the old Mission of St. Peter’s on the Missouri River near the mouth of Sun River. A great part of that winter and spring I spent with the Pigeon [Piegan] Indians roaming from place to place south . . . It was while leading this nomad life that I first heard of the Yellowstone. Many an evening in the tent of Baptiste Champagne or Chief Big Lake the conversation, what little there was of it, turned on the beauties of that wonderful spot. I do not know that the narrator always adhered strictly to facts, but making allowance for fervid imagination there was

sufficient in the tale to excite my curiosity and awaken in me a strong desire to see for myself this enchanted if not enchanting land. In the spring with a small party of Indians hunting buffalo, I persuaded a few young men to show me the wonderland of which they had talked so much. Thus I got my first sight of the Yellowstone. I shall not attempt to describe it, that has been done by many abler pens than mine; but you may be sure that before leaving I saw the chief attraction—the Grand Cañon, hot and cold geysers, variegated layers of rock, the Fire Hole, etc. I was very much impressed with the wild grandeur of the scenery.

May your wanderings in and reflections of Yellowstone bring you the simple peace and lasting memories experienced and recorded by Father Kuppens.

Make time for a visit to our neighbor to the south, Grand Teton National Park. This park offers spectacular scenery and its own campgrounds, exhibits, and activities. Consult the park newspaper, *Teewinot*, for complete information. Newspapers are available at Grand Teton visitor centers and entrance stations.

Campgrounds—First come, first served; camping fee is \$12 per night. Advanced reservations are not accepted. Campgrounds fill to capacity during July and August. For current status of campgrounds, ask at entrance stations or visitor centers in Grand Teton National Park. Approximate filling times and operating dates are as follows:

Colter Bay (350 sites)	12 noon	5/28–9/27 (noon)
Gros Ventre (360 sites)	Evening or may not fill	5/1–10/18 (noon)
Jenny Lake (49 sites)	8 AM	5/14–9/27 (noon)
Lizard Creek (60 sites)	2 PM	6/4–9/7 (noon)
Signal Mountain (86 sites)	10 AM	5/7–10/18 (noon)

Jenny Lake is open to tents only. Other campgrounds accommodate tents, trailers, and recreational vehicles (30-foot restriction at Signal Mt.). All campgrounds have modern comfort stations, but none have utility hookups. The maximum length of stay is 7 days at Jenny Lake and 14 days at all other NPS campgrounds.

Lodging—Make your reservations directly, using these phone numbers:

Colter Bay Cabins & RV Park (May 28–Sept. 26)	800-628-9988
Dornan’s Cabins (all year)	307-733-2522
Flagg Ranch Resort (May 21–Sept. 26)	307-543-2861
	or 800-443-2311

Jackson Lake Lodge (May 21–Oct. 6)	800-628-9988
Jenny Lake Lodge (May 28–Oct. 10)	307-733-4647
Signal Mt. Lodge (May 8–Oct. 17)	800-672-6012

Lodging can also be found in communities surrounding Grand Teton.

Colter Bay Visitor Center & Indian Arts Museum—

May 8–28, 8 AM–5 PM; May 29–June 6, 8 AM–7 PM; June 7–Sept. 6, 8 AM–8 PM; Sept. 7–Oct. 3, 8 AM–5 PM. Information, audiovisual programs, permits, and publication sales. Phone: 307-739-3594.

Flagg Ranch Information Station—June 7–September 6, 9 AM–5:30 PM.

Jenny Lake Ranger Station—May 15 through June 6, 8 AM–4:30 PM; June 7–Sept. 6, 8 AM–6 PM; Sept. 7–27, 8 AM–4:30 PM. Backcountry permits and climbing information. Phone: 307-739-3343.

Jenny Lake Visitor Center—June 7–Sept. 26, 8 AM–7 PM. Information, publication sales. Phone: 307-739-3392.

Moose Visitor Center—Through June 6, 8 AM–5 PM; June 7–Sept. 6, 8 AM–7 PM; thereafter 8 AM–5 PM. Information, audiovisual programs, exhibits, permits, publication sales. Phone: 307-739-3399. Telecommunications device for the deaf only (TDD): 307-739-3400.

Clinic—Grand Teton Clinic, located near Jackson Lake Lodge. Daily, May 21–Oct. 6, 10 AM–6 PM. Call 307-543-2514 or after hours 307-733-8002.

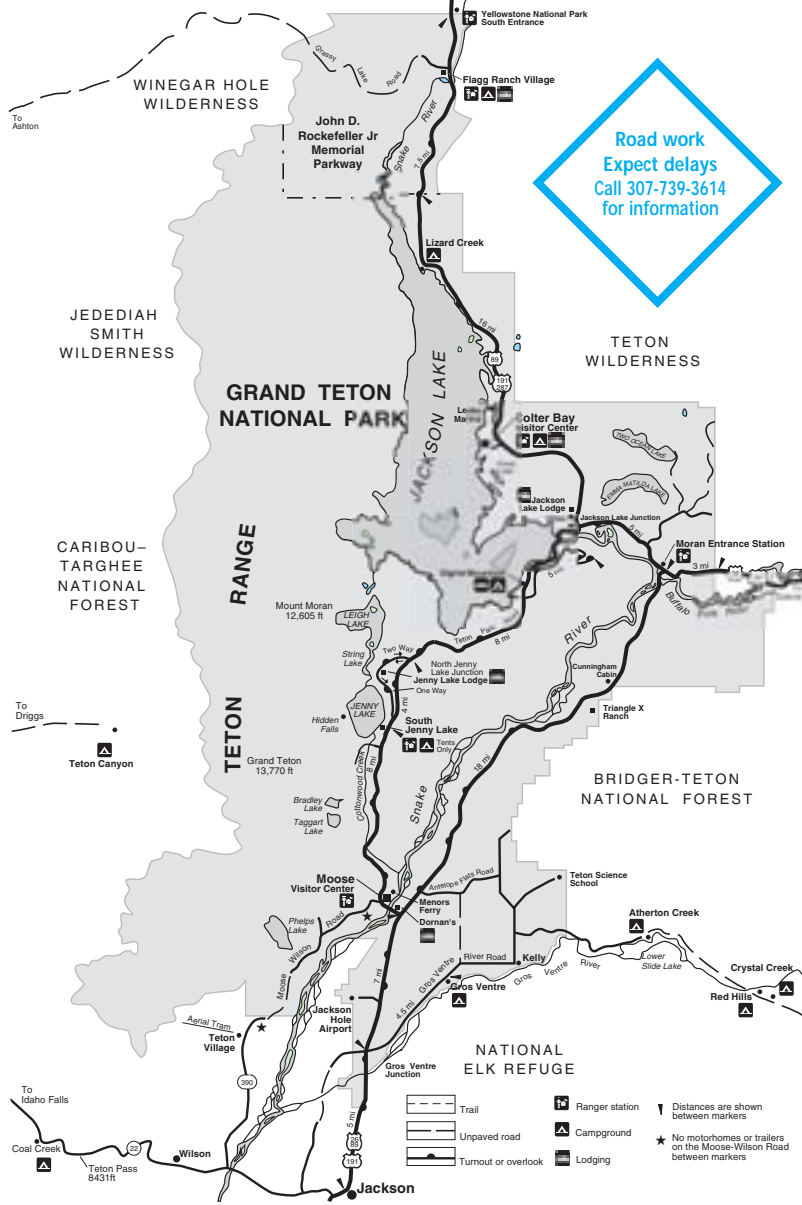
Emergency: dial 911.

Hiking, sightseeing, boating, floating the Snake River, horseback riding, and fishing are available depending on seasonal conditions. Backcountry camping requires a free permit from the Moose or Colter Bay visitor centers or the Jenny Lake Ranger Station. Boating requires a Grand Teton boating permit, sold at visitor centers. A Wyoming fishing license is required to fish in Grand Teton National Park.

For more information about Grand Teton National Park: call 307-739-3300 or visit the website, www.nps.gov/grte

Nearby Public Lands

Big Hole National Battlefield	406-689-3155
Bighorn Canyon National Recreation Area	406-666-2412
Bridger-Teton National Forest	307-739-5500
Caribou-Targhee National Forest	208-624-3151
Gallatin National Forest	406-587-6701
Glacier National Park	406-888-7800
Grand Teton National Park	307-739-3300
Grant-Kohrs Ranch National Historic Site	406-846-3388
Little Bighorn Battlefield National Monument	406-638-2621
Shoshone National Forest	307-527-6241
Virginia City National Historic Site	406-843-5247




Area Communities


Services are available in communities near Yellowstone. For information, contact these Chambers of Commerce:

Montana	Wyoming	
Big Sky	Cody	800-393-2639
Billings	Dubois	307-455-2556
Bozeman	East Yellowstone/Wapiti Valley	307-587-9595
Cooke City-Silver Gate	Jackson	307-733-3316
Gardiner	Idaho	
Livingston	Idaho Falls	866-365-6943
Red Lodge	Eastern Idaho Visitor Information Center	
West Yellowstone		800-634-3246

YELLOWSTONE NATIONAL PARK

Medical Services Guide
2004 Season





MEDICAL SERVICES AT YELLOWSTONE

Emergencies
Dial "911" or contact any National Park Service ranger within the park boundaries. Specialty trained rangers provide rescue, emergency medical care, and ambulance service.

Medical Clinics
Medcor operates three urgent-care clinics within the park. The clinic at Mammoth is open year round, staffed by a board-certified physician and a team of experienced RN's. The clinics at Lake and Old Faithful are open seasonally (see below for schedules).

All of these clinics are open to the public and are staffed and equipped for most medical emergencies as well as for routine care. Services include injury and illness treatment, x-rays, and some lab and pharmacy services.

If in-patient care or advanced services are required, the clinic staff can stabilize patients and arrange for appropriate transfer to a hospital outside the park.

CLINIC	DATES	DAYS	HOURS
Mammoth Open Year Round (307) 344-7965	January 1 – May 31	Monday – Friday	8:30 am – 5:00 pm; closed Friday afternoons
	June 1 – September 5	7 days a week	8:30 am – 5:00 pm
	September 6 – December 31	Monday – Friday	8:30 am – 5:00 pm; closed Friday afternoons
Lake Open Seasonally (307) 342-7241	May 19 – September 30	7 days a week	8:30 am – 8:30 pm; On-call after hours through 911
Old Faithful Open Seasonally (307) 545-7325	May 6 – May 16	Monday – Friday	8:30 am – 5:00 pm; On-call after hours through 911
	May 17 – September 12	7 days a week	7:00 am – 7:00 pm; On-call after hours through 911
	September 13 – October 17	Thursday – Monday	8:30 am – 5:00 pm; On-call after hours through 911

Yellowstone Medical Providers

National Park Service Rangers

Professionals trained in fire, rescue, emergency medicine, law enforcement, and wilderness operations. www.nps.gov

Medcor

Medical staff, systems, software and services on-site and on-line across the country. www.medcor.com

Eastern Idaho Regional Medical Center

Air ambulance, emergency medical direction, training, and trauma/specialty care from one of America's top 100 hospitals. www.eirmc.com

Stay Safe & Healthy at Yellowstone

Yellowstone is a large wilderness area with many natural hazards, including wild animals, scalding hydro-thermal features, freezing temperatures, blinding snow, thin ice, deep and running water, and high altitude. Please follow all national park regulations and common-sense precautions to stay safe and healthy while enjoying your visit to Yellowstone.

© 2004 Medcor, Inc.
All rights reserved.

Delaware North Companies
Parks & Resorts

Yellowstone General Stores (YGS) is a division of Delaware North Companies Parks and Resorts, a leading hospitality company managing concession operations in Yosemite National Park, Grand Canyon National Park, Sequoia National Park, and numerous other unique locations in North America. Yellowstone General Stores operates 12 general merchandise stores located throughout Yellowstone National Park.

YGS makes every attempt to cater to all of your needs while in Yellowstone National Park. Many YGS stores offer a book section that carries volumes about geothermal features, geology, Old Faithful, and the park itself, as well as themed postcards, posters, and other items that let you take away more than a memory. Personal memories can be preserved at Photo Centers, which offer film processing, digital card downloads, and other photographic supplies for documenting your trip on film.


YGS' apparel departments provide numerous items bearing designs relating to the themes of the park. Guests can find articles to wear now or give later. Collectors will want to explore the wide spectrum of collectibles and novelties in our Souvenir sections.

Campers can find everything needed for the evening's cookout to a snack for the road. YGS fountains provide a variety of foods to satisfy any wilderness hunger. Fisherman will find what fly is hot this week, or a great backpack for their next outing.

Visitors can enjoy a nice respite from travels. Settle down in sitting areas and relax with a nice cup of coffee and read about Yellowstone National Park. Visitors will find our staff to be very helpful in assisting with scenic stops or the latest wildlife sightings.

New this year is Yellowstone Adventures, previously known as Canyon Nature, located in the Canyon Village. Yellowstone Adventures will be offering all the latest in outdoor gear and apparel. Find the top brand gear to keep comfortable in Yellowstone's constantly changing conditions.

Yellowstone General Stores is grateful for the opportunity to operate within the wonders of Yellowstone National Park, and feels an obligation to safeguard the beauty for future generations. Help us in walking the "Green Path." Ask how when you visit any of Yellowstone General Stores locations.



2003 Recycling by
Yellowstone General Stores

◆ Cardboard 117,050 pounds

◆ Glass 55,500 pounds

◆ Plastic #2 9,730 pounds

◆ Plastic #1 6,420 pounds

◆ Aluminum cans 5,256 pounds

Yellowstone
Credit Card Will
Benefit the Park

graphic removed
for faster loading

The Yellowstone Park Foundation and Elan Financial Services have created the Yellowstone Visa® credit card. The card is giving individuals who love Yellowstone the opportunity to help protect and preserve the park.

- ◆ Elan will donate a portion of every purchase made with the Yellowstone Visa card to the Yellowstone Park Foundation at no additional cost to the cardholder. The money raised from the credit card program will help fund projects that protect the wonders and wildlife of Yellowstone National Park.
- ◆ The Yellowstone Visa card features a low introductory APR, seasonal discounts with advance reservations at select Yellowstone National Park Lodges, and many other benefits.
- ◆ To apply for the card over the phone, or to request an application, call 888-327-2265 and ask for extension 8302.
- ◆ To apply for the Yellowstone Visa online, log onto the Yellowstone Park Foundation's website at www.ypf.org.

Lodging, Food, Gas, Activities

15

Summer 2004

Bridge Bay

Stores

General Store (convenience store, grocery, souvenirs, camping and fishing equipment): May 29–September 19

Other Services

Bridge Bay Marina—Dock rental: May 28–September 19
Scenicruiser excursions: June 4–September 19
Outboards, guide boats: June 15–September 12

Canyon Village

Lodging

Canyon Lodge—Rooms: June 4–September 19;
Western cabins: June 4–September 19;
Pioneer/Frontier cabins: June 4–September 6

Food Services

Canyon Lodge Dining Room: June 4–September 19
Canyon Lodge Cafeteria: June 4–September 6
Canyon Picnic Shop—(light meals, snacks, & fast foods): June 4–September 19

Stores

Canyon Adventures (outdoor recreational goods, souvenirs, snacks, fast food): April 23–October 24
General Store (photo processing, restaurant, ice cream, grocery, jewelry, gifts, souvenirs, camping supplies, ATM): May 22–September 27
Canyon Lodge Gift Shop: June 4–September 19

Service Stations

** Canyon Village: April 30–November 7
Canyon Repair Service: May 28–September 6
Wrecker service: May 14–October 18

Other Services

Canyon Village Camper Services—Showers and laundry: June 11–September 12
Trail rides: June 19–September 4

Fishing Bridge

Stores

Fishing Bridge RV Park Gift Shop: May 21–October 3
General Store (restaurant, ice cream, grocery, jewelry, gifts, souvenirs, photo processing, camping supplies, ATM): May 15–September 29

Service Stations

** Fishing Bridge Service Station: May 21–September 20
Fishing Bridge Repair Service: May 28–September 6
Wrecker service: May 28–September 6
Fishing Bridge LP Gas Plant: May 21–September 20
On-call services from Grant Service Station

Other Services

Fishing Bridge RV Park—Showers and laundry: May 21–October 3

Grant Village

Lodging

Grant Village—Rooms: May 28–October 3

Food Services

* Grant Village Restaurant: May 28–October 3

- * Dinner reservations required. Inquire at any lodging front desk or dining room host stand.
- ** Diesel fuel is available at these stations.

Reservations

Call Xanterra Parks & Resorts,
307-344-7311 or TDD 307-344-5395, for
lodging, dining, camping, and activity
reservations.

You can also make reservations at any
lodging front desk or activities desk.

Lake House at Grant: May 28–September 26

Stores

Mini Store (convenience store, grocery, and souvenirs): May 14–October 5
General Store (restaurant, ice cream, grocery, jewelry, gifts, souvenirs, camping supplies, ATM): June 5–September 22
Grant Village Gift Shop: May 28–October 3

Service Stations

** Grant Village Service Station: May 28–October 3
Grant Village Repair Service: May 28–September 6
Wrecker service: May 28–September 13
Grant Village LP Gas Plant: May 28–October 3

Other Services

Grant Village Camper Services—Showers and laundry: June 21–October 3

Lake Yellowstone

Lodging

Lake Yellowstone Hotel—Rooms, cabins: May 21–October 11
Lake Lodge—Cabins: June 10–September 26
Lodge Creek Cabins: July 15–September 26

Food Services

* Lake Yellowstone Hotel Dining Room: May 21–October 11
Lake Lodge Cafeteria: June 10–September 26
Lake Yellowstone Hotel Deli: May 21–October 11

Stores

General Store (restaurant, ice cream, grocery, gifts, souvenirs, camping supplies): May 23–October 4
Lake Yellowstone Hotel Gift Shop: May 21–October 11
Lake Lodge Gift Shop: June 10–September 26

Other Services

Lake Clinic: Seasonal. See page 14 for dates, hours, and phone number.
NOTE: Lake does not have a hospital.
Lake Lodge—Laundry: June 10–September 26

Mammoth Hot Springs

Lodging

Mammoth Hot Springs Hotel—Rooms and cabins: May 14–October 11

Food Services

Mammoth Hot Springs Hotel Dining Room: May 14–October 11
Mammoth Terrace Grill: May 14–October 17

Stores

General Store (ice cream, grocery, gifts, souvenirs, camping supplies, ATM): Generally open year-round
Mammoth Hot Springs Hotel Gift Shop: May 7–October 11

Service Stations

** Mammoth Hot Springs Service Station: May 7–Oct. 11

Other Services

Trail rides: May 22–September 19
Mammoth Clinic: Open year-round. See page 14 for dates, hours, and phone number.
Mammoth Hot Springs Hotel—Showers: May 14–October 11

Automatic Banking

24-hour cash available at Yellowstone General Stores at Canyon General, Fishing Bridge, Grant Village, Mammoth, and Old Faithful Basin Upper; and at Canyon Lodge, Lake Yellowstone Hotel, Mammoth Hotel, Old Faithful Inn, and Old Faithful Snow Lodge. CIRRUS and PLUS automatic network machines will be in service for cash any time during the store and lodging facilities' seasons.

Campgrounds

See page 6 for camping information; call for reservations or plan to select sites early in the day.

Medical Services

Available at Mammoth Hot Springs (year round), Lake Village and Old Faithful (seasonally). Dates, hours, and phone numbers listed on page 14.
No hospital available in the park.

Old Faithful

Lodging

Old Faithful Inn—Rooms: May 7–October 15
Old Faithful Snow Lodge—Rooms and cabins: May 14–October 17
Old Faithful Lodge—Cabins: May 21–September 19

Food Services

* Old Faithful Inn Dining Room: May 7–October 15
Old Faithful Inn, Pony Express Snack Shop: May 7–October 15
Old Faithful Snow Lodge Restaurant: May 14–October 17
Old Faithful Snow Lodge, Geyser Grill Fast Food: April 16–November 7
Old Faithful Lodge Cafeteria: May 21–September 19
Old Faithful Lodge Bake Shop: May 21–September 26

Stores

Old Faithful Inn Gift Shop: May 7–October 15
Old Faithful Snow Lodge Gift Shop: April 16–November 7
Old Faithful Lodge Gift Shop: May 21–October 3
General Store—Old Faithful Lower (restaurant, grocery, gifts, souvenirs): May 7–October 18
General Store—Old Faithful Upper (restaurant, ice cream, grocery, jewelry, gifts, souvenirs, photo processing, camping supplies, ATM): May 8–October 4

Service Stations (tentative, pending repairs)

** Old Faithful, Lower Service Station: April 23–November 7
Old Faithful, Upper Service Station: May 21–August 23
Old Faithful Repair Service: May 28–August 23
Wrecker service: April 30–November 7

Other Services

Old Faithful Clinic: Seasonal. See page 14 for dates, hours, and phone number.
Old Faithful Lodge—Showers: May 21–September 19

Tower/Roosevelt

Lodging

Roosevelt Lodge—Cabins: June 11–September 6

Food Services

Roosevelt Lodge Dining Room: June 11–September 6
Roosevelt Lodge Dinner Cookout: June 12–September 5

Stores

General Store—Roosevelt (convenience store, grocery, souvenirs): June 11–September 5
Roosevelt Lodge Gift Shop: June 11–September 6
General Store—Tower Fall (ice cream, grocery, gifts, souvenirs, camping supplies): May 28–September 23

Service Stations

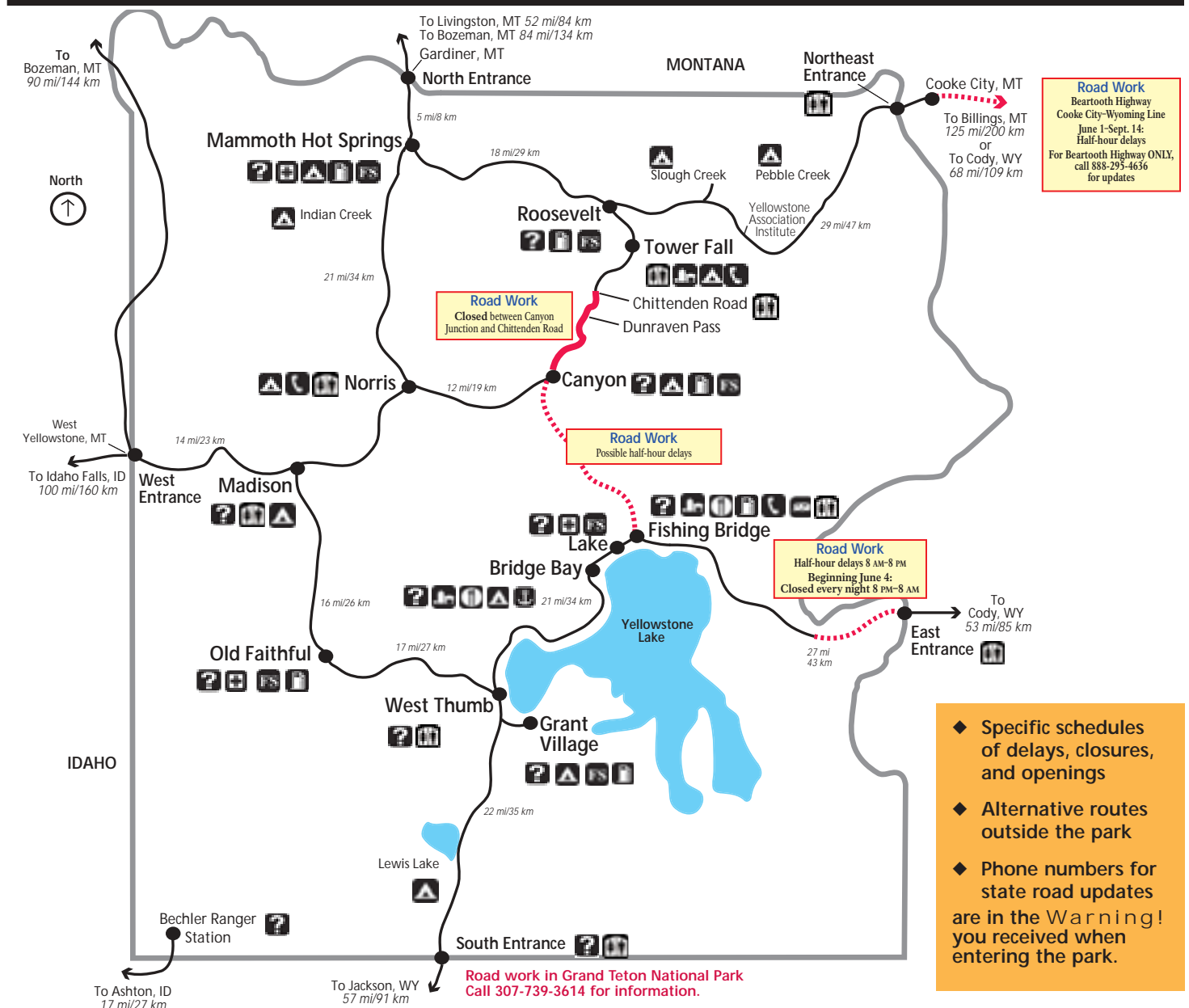
Tower Junction Service Station: June 11–September 6

Other Services

Trail rides: June 11–September 5
Stagecoach Rides: June 11–September 5
Roosevelt Lodge—Showers: June 11–September 6

YELLOWSTONE

Park Information: 307-344-7381 (TDD: 307-344-2386) • Emergency—Dial 911 • Road updates: 307-344-2117



This map shows roads/facilities; see the previous page for dates of operation.

Visitor center or information station	Gasoline/ fuel	Lodging	Road Closed
General store	Marina	Telephones	Road Delays
Food service	Clinic	Campground	
Full Services (includes lodging, food service, store, rest rooms, phone)	Restrooms	Camping: hard-sided units only	

This map is courtesy of ConocoPhillips—providing petroleum products since 1917 . . .

All service stations in Yellowstone offer environmentally sensitive fuels, specially formulated by ConocoPhillips to reduce hydrocarbon emissions and decrease other pollution-related problems.

ConocoPhillips

www.nps.gov/yell • www.YellowstoneAssociation.org • www.TravelYellowstone.com

RANGER PROGRAMS

In Yellowstone National Park
Summer 2004



They're for everyone!

In Yellowstone, a world of wonder awaits, and ranger programs are a fun and educational way to enrich your experience. Ranger-guided walks, short talks, and evening programs take place daily throughout the park and are free. They are listed by area on the following pages. Ranger Adventure Hikes—listed on the back page—depart from trailheads near many areas. They require reservations and a fee.

Especially for Children— Yellowstone Junior Rangers

Children between the ages of 5 and 12—you are invited to become Junior Rangers! Stop by any park visitor center or the Junior Ranger Station located at Madison Junction for details on how you can learn more about Yellowstone. Purchase the official Junior Ranger newspaper for \$3 and complete the program requirements. (Activities geared for Junior Rangers and their families are offered at most areas and at the Junior Ranger Station from June 5 through August 28.) As Junior Rangers you will be awarded arrow-head-shaped patches—a wolf track patch if you are between the ages of 5 and 7, a bear track if you are between 8 and 12.



Ranger Adventure Hikes

With a park ranger as your guide, you can explore the beautiful backcountry of Yellowstone. Stroll along the Firehole River to one of the park's backcountry geysers, visit bubbling backcountry mudpots, trek up a mountain pass with breathtaking scenic views, or hike through wildflower-filled meadows along a cool, sparkling creek. Whatever hike you choose, be ready for fun and adventure as you immerse yourself in the natural wonders of Yellowstone's wilderness.

These very popular half-day fee hikes take place every day (except Sunday) from June 14 through August 28. Hikes are offered from the Old Faithful, Mammoth Hot Springs, Tower, Canyon, and Lake areas. See the back page of this section for descriptions of these adventures.

Stars Over Yellowstone

Enjoy Yellowstone's unpolluted night sky. Find constellations, hear star stories, and view celestial objects through telescopes. **Weather permitting.**

Safe solar observing

Saturday June 19, July 10, August 7, 1–5 PM.
Old Faithful Visitor Center. Safely view the sun through telescopes.

Astronomy Slide Presentation

Saturday June 19, August 7, 1–5 PM.
Old Faithful Visitor Center, between eruptions of Old Faithful.

Friday Evening Program


June 18, 9:30 PM; August 6, 9 PM.
Madison Campground Amphitheater, on the current sky over Yellowstone and hot topics in astronomy.

Saturday Evening Program

June 19, 9:30 PM; August 7, 9 PM.
Madison Campground Amphitheater, update on the planets.

Night Sky Observing

Friday & Saturday, June 18–19 & July 9–10, 10:30 PM.
Friday & Saturday, August 6–7, 10 PM.
West of Madison Campground Amphitheater. Find constellations, hear star stories, view celestial objects through telescopes. Dress warmly, and bring a flashlight.



Stars Over Yellowstone is presented by The Museum of the Rockies (Bozeman, MT), Southwest Montana Astronomical Society, and regional amateur astronomers. Cassini image of Saturn courtesy of NASA.

Canyon Village	B
Fishing Bridge/Lake Village.....	C
Grant Village/West Thumb	D
Madison/West Yellowstone.....	E
Norris	E
Mammoth Hot Springs	F
Old Faithful	G
Ranger Adventure Hikes	Back page

Road Work Delays

Between Canyon & Fishing Bridge (Hayden Valley):
Expect 30-minute delays

Road Closed

Canyon to Chittenden Road—
including Dunraven Pass

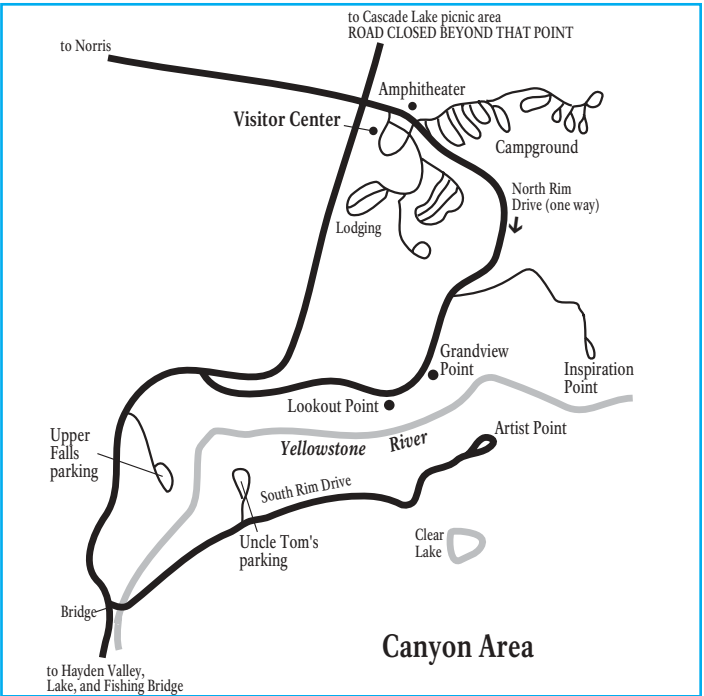
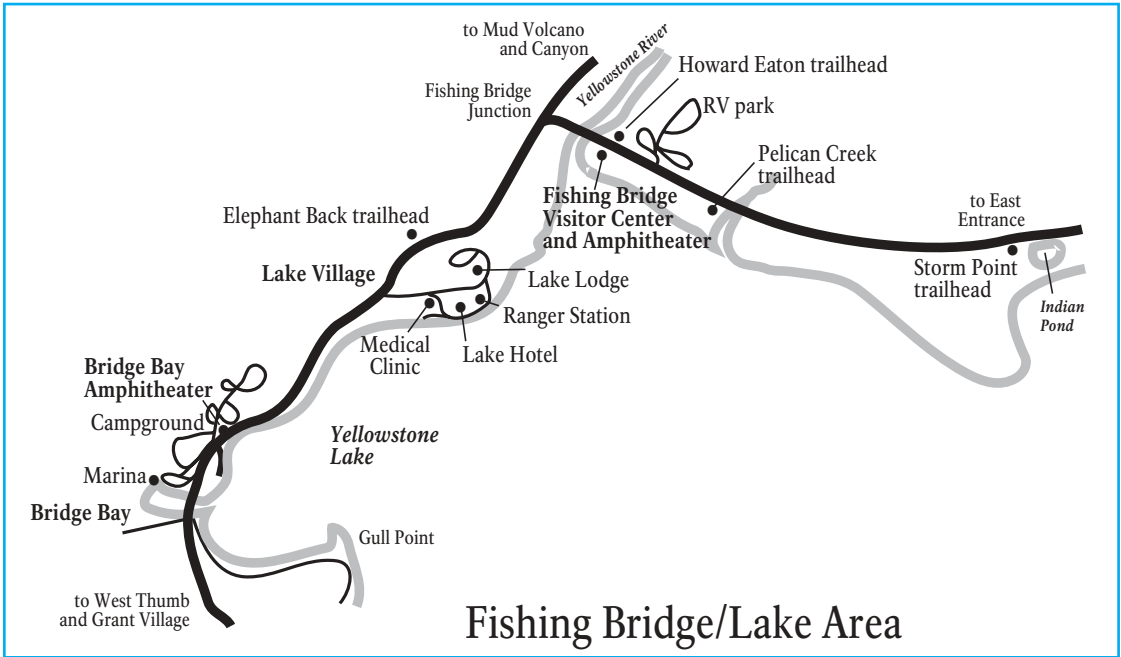
Updates at visitor centers

Canyon Village

Canyon Visitor Center 8 AM–7 PM

	Sunday	Monday	Tuesday	Weds.	Thursday	Friday	Saturday
Ranger Adventure Hikes—Starting July 6 Explore Yellowstone’s backcountry on a half-day interpretive hike with a park ranger. Visit lesser-known hydrothermal areas, explore wildlife habitats, and experience a slice of Yellowstone’s wilderness. Program locations change daily. Hikes rated from easy to strenuous. Some hikes not recommended for people with heart, breathing, or serious medical conditions. Information and tickets are available at these visitor centers: Old Faithful, Albright (Mammoth), Grant, Canyon, and Fishing Bridge. This is a fee program: \$15 for adults, \$5 for kids ages 7–15, free for kids six and under. All children 15 and under must be accompanied by an adult. See article on back page for more information.			8 AM 7/6–8/17 HAYDEN VALLEY VENTURE				
Walking the Canyon Rim <i>Starting June 6</i> Words can hardly convey the startling beauty of the Yellowstone River, its Grand Canyon and spectacular waterfalls. Explore the geology and natural history behind the scenery. Meet a park ranger at Uncle Tom’s Parking Lot on the South Rim Drive (road to Artist Point). <i>1½ hours</i>	9 AM 6/6–6/30 3 PM 7/1–9/6	9 AM 6/6–6/30 3 PM 7/1–9/6	9 AM 6/6–6/30 3 PM 7/1–9/6	9 AM 6/6–6/30 3 PM 7/1–9/6	9 AM 6/6–6/30 3 PM 7/1–9/6	9 AM 6/6–6/30 3 PM 7/1–9/6	9 AM 6/6–6/30 3 PM 7/1–9/6
The Canyon Loop Walk <i>Starting July 1</i> Walk along the upper Grand Canyon of the Yellowstone River, then along an established trail through meadows and forest, finally looping back to the parking area. Explore the geology and natural history of the canyon area, while enjoying a bit of its backcountry. Meet a park ranger at Uncle Tom’s Parking Lot on the South Rim Drive (road to Artist Point). <i>2½ hours</i>	9 AM 7/1–9/6	9 AM 7/1–9/6	9 AM 7/1–9/6	9 AM 7/1–9/6	9 AM 7/1–9/6	9 AM 7/1–9/6	9 AM 7/1–9/6
The Yellowstone Canyon Talk <i>Starting June 6</i> From a classic viewpoint, enjoy the Lower Falls, the Yellowstone River, and the spectacular colors of the canyon while learning about the area’s geology and history. Discover why artists and photographers have been drawn to this special place. Join the park ranger on the lower platform at Artist Point on the South Rim Drive for this short talk. ⌚ <i>10–15 minutes</i> *10 AM talk geared for families with children of Junior Ranger age. ⌚ <i>20–30 minutes</i>	*10 AM 10:40 AM 11 AM 2 PM 2:20 PM 2:40 PM 4 PM 4:20 PM 4:40 PM 6/6–9/6	*10 AM 10:40 AM 11 AM 2 PM 2:20 PM 2:40 PM 4 PM 4:20 PM 4:40 PM 6/6–9/6	*10 AM 10:40 AM 11 AM 2 PM 2:20 PM 2:40 PM 4 PM 4:20 PM 4:40 PM 6/6–9/6	*10 AM 10:40 AM 11 AM 2 PM 2:20 PM 2:40 PM 4 PM 4:20 PM 4:40 PM 6/6–9/6	*10 AM 10:40 AM 11 AM 2 PM 2:20 PM 2:40 PM 4 PM 4:20 PM 4:40 PM 6/6–9/6	*10 AM 10:40 AM 11 AM 2 PM 2:20 PM 2:40 PM 4 PM 4:20 PM 4:40 PM 6/6–9/6	*10 AM 10:40 AM 11 AM 2 PM 2:20 PM 2:40 PM 4 PM 4:20 PM 4:40 PM 6/6–9/6
Canyon Evening Program <i>Starting June 11</i> Join a park ranger for the evening to learn more about some aspect of Yellowstone’s natural or cultural history. Inquire locally on bulletin boards and at visitor centers for program titles and descriptions. *Meet at the Canyon Campground Amphitheater. ⌚ <i>45 minutes</i> *Weather and snow levels permitting.	9:30 PM 6/11–7/31 9 PM 8/1–9/6	9:30 PM 6/11–7/31 9 PM 8/1–9/6	9:30 PM 6/11–7/31 9 PM 8/1–9/6	9:30 PM 6/11–7/31 9 PM 8/1–9/6	9:30 PM 6/11–7/31 9 PM 8/1–9/6	9:30 PM 6/11–7/31 9 PM 8/1–9/6	9:30 PM 6/11–7/31 9 PM 8/1–9/6
KODAK Morning Photo Walk <i>Starting June 22</i> Join the Kodak Ambassador for an easy 1–1½ mile walk to view the waterfalls along the Grand Canyon of the Yellowstone. Learn techniques for capturing excellent photos in early morning light. <i>1½ hours</i>			8 AM 6/22–8/31 <i>Waterfalls of the North Rim</i> Meet at Grandview Parking Lot, North Rim Drive			8 AM 6/25–8/27 <i>Waterfalls of the South Rim</i> Meet at Uncle Tom’s Parking Lot, South Rim Drive	
KODAK Photography Demonstration <i>Starting June 22</i> Learn the top photo spots in Yellowstone and easy techniques—such as lighting, composition, film choice, camera techniques—for producing outstanding photographs. Bring your camera. Meet at Canyon Amphitheater. ⌚ <i>1 hour</i>			10: 30 AM 1 PM 6/22–8/31				

⌚ = Accessible



Fishing Bridge/Lake Village

Fishing Bridge Visitor Center 8 AM–7 PM

	Sunday	Monday	Tuesday	Weds.	Thursday	Friday	Saturday
Ranger Adventure Hikes—Starting July 5 Explore Yellowstone’s backcountry on a half-day interpretive hike with a park ranger. Visit lesser-known hydrothermal areas, explore wildlife habitats, and experience a slice of Yellowstone’s wilderness. Program locations change daily. Hikes rated from easy to strenuous. Some hikes not recommended for people with heart, breathing, or serious medical conditions. Information and tickets are available at these visitor centers: Old Faithful, Albright (Mammoth), Grant, Canyon, and Fishing Bridge. This is a fee program: \$15 for adults, \$5 for kids ages 7–15, free for kids six and under. All children 15 and under must be accompanied by an adult. See article on back page for more information.		8:15 AM 7/5–8/16 AVALANCHE PEAK EXPERIENCE					
Yellowstone Lake Reflections Walk <i>Starting June 6</i> Yellowstone Lake offers evidence of the powerful forces that continue to shape the face of Yellowstone. Walk through meadow, forest, and along the lakeshore to learn more about the largest lake at high elevation in North America. Meet at Indian Pond, 3 miles east of Fishing Bridge. <i>2 hours</i>	10:30 AM 6/6–9/6	10:30 AM 6/6–9/6	10:30 AM 6/6–9/6	10:30 AM 6/6–9/6	10:30 AM 6/6–9/6	10:30 AM 6/6–9/6	10:30 AM 6/6–9/6
Mud Volcano Exploration Walk <i>Starting June 6</i> Early explorers described the Mud Volcano area as “the greatest marvel we have yet met with.” Find out what these intriguing mudpots have to tell us about Yellowstone’s explosive past and future. Moderately strenuous. Meet at Mud Volcano parking area. <i>2 hours. Be prepared for half-hour travel delays due to road work. Allow sufficient time to get to the trailhead.</i>	1 PM 6/6–9/6	1 PM 6/6–9/6	1 PM 6/6–9/6	1 PM 6/6–9/6	1 PM 6/6–9/6	1 PM 6/6–9/6	1 PM 6/6–9/6
A Cutthroat Encounter: Fisheries Management in Yellowstone <i>Starting June 13</i> People often wonder why no fishing is allowed from the “Fishing Bridge.” The answer to this question tells of some of the greatest disasters and the greatest triumphs of fisheries management in Yellowstone. Observe cutthroat trout from this famous bridge and learn about the current challenges they face. Meet the park ranger on the west side of Fishing Bridge for this short talk. <i>20 minutes</i>	3 PM 6/13–9/6	3 PM 6/13–9/6	3 PM 6/13–9/6	3 PM 6/13–9/6	3 PM 6/13–9/6	3 PM 6/13–9/6	3 PM 6/13–9/6
Wildlife Wanderings <i>Starting June 27</i> Yellowstone has been called the wildlife wonder of the continent, the American Serengeti. Park rangers will discuss a different bird or other wildlife species daily. Inquire at Fishing Bridge Visitor Center about what the “featured creature” is today. Meet at the Fishing Bridge Visitor Center. This program will be either a talk at Fishing Bridge Visitor Center or a short walk starting from a nearby location in the area (requiring a car caravan to the trailhead). <i>1½ hours</i>	5 PM 6/27–8/14	5 PM 6/27–8/14	5 PM 6/27–8/14	5 PM 6/27–8/14	5 PM 6/27–8/14	5 PM 6/27–8/14	5 PM 6/27–8/14
Family Campfire Program <i>Starting June 22</i> Join a park ranger around the campfire for this entertaining program designed especially for families with young children for whom the nightly slide program is too late. Experience Yellowstone through the eyes of colorful characters from history and fiction. Meet at Bridge Bay Campground Amphitheater. <i>45 minutes</i>			6 PM 6/22–8/12	6 PM 6/22–8/12	6 PM 6/22–8/12		
Fishing Bridge Evening Program <i>Starting June 13</i> Learn more about Yellowstone at this evening illustrated program and campfire. Inquire at Fishing Bridge Visitor Center or look on local bulletin boards for daily program titles and descriptions. Meet at Fishing Bridge Visitor Center Amphitheater. <i>6:45 minutes</i>	9:30 PM 6/13–7/31 9 PM 8/1–9/6	9:30 PM 6/13–7/31 9 PM 8/1–9/6	9:30 PM 6/13–7/31 9 PM 8/1–9/6	9:30 PM 6/13–7/31 9 PM 8/1–9/6	9:30 PM 6/13–7/31 9 PM 8/1–9/6	9:30 PM 6/13–7/31 9 PM 8/1–9/6	9:30 PM 6/13–7/31 9 PM 8/1–9/6
Bridge Bay Evening Program <i>Starting June 13</i> Gather around the campfire for an illustrated program on an interesting aspect of Yellowstone. Inquire at Fishing Bridge Visitor Center or look on local bulletin boards for daily program titles and descriptions. Meet at Bridge Bay Campground Amphitheater. <i>45 minutes</i>	9:30 PM 6/13–7/31 9 PM 8/1–9/6	9:30 PM 6/13–7/31 9 PM 8/1–9/6	9:30 PM 6/13–7/31 9 PM 8/1–9/6	9:30 PM 6/13–7/31 9 PM 8/1–9/6	9:30 PM 6/13–7/31 9 PM 8/1–9/6	9:30 PM 6/13–7/31 9 PM 8/1–9/6	9:30 PM 6/13–7/31 9 PM 8/1–9/6
KODAK Morning Photo Walk <i>Starting June 21</i> Join the Kodak Ambassador for an easy 1–1½ mile walk near Yellowstone Lake to learn techniques for capturing excellent photos in early morning light. Meet at Fishing Bridge Visitor Center. <i>1½ hours</i>		7 :30 AM 6/21–8/30					
KODAK Photography Demonstration <i>Starting June 21</i> Learn the top photo spots in Yellowstone and easy techniques—such as lighting, composition, film choice, camera techniques—for producing outstanding photographs. Bring your camera. Meet at Fishing Bridge Amphitheater. <i>6:1 hour (with assistance)</i>		10:30 AM 1 PM 6/21–8/30					
KODAK Kids Photo Walk <i>Starting June 21</i> Kids will enjoy this easy walk along the Yellowstone Lake shoreline to learn basic photo techniques tailored for them. For 8–12 year olds and their parents. <i>1 hour</i>		4 PM 6/21–8/30 Meet at the Fishing Bridge Visitor Center			4 PM 6/24–8/26 Meet at Lake Hotel near the front desk		

♿ = Accessible

Ranger-led programs end after Labor Day, September 6.

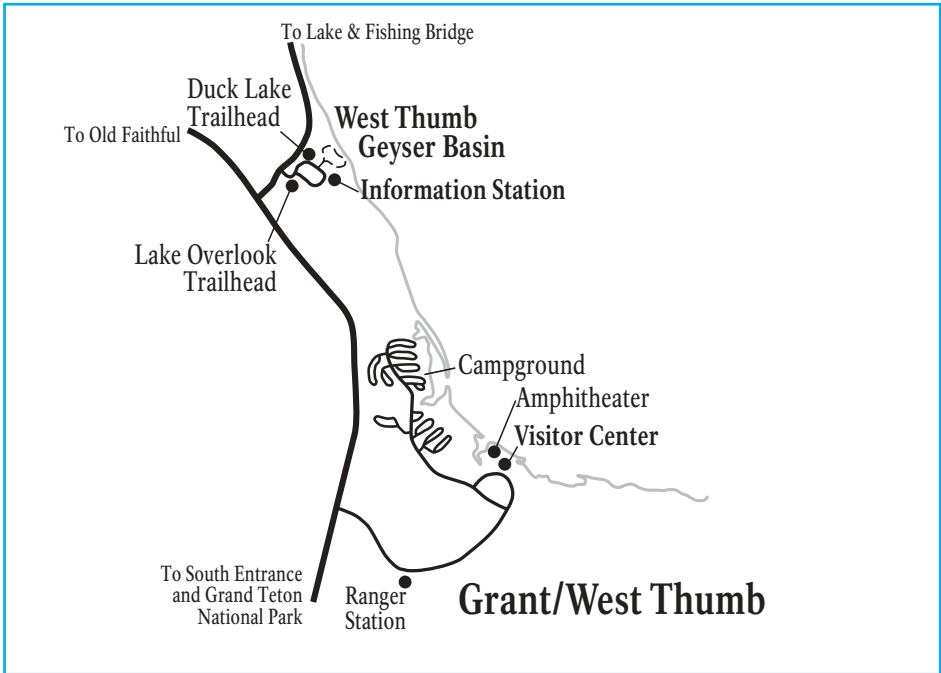
Grant Village/West Thumb

Grant Visitor Center 8 AM–7 PM
West Thumb Information Station 9 AM–5 PM

	Sunday	Monday	Tuesday	Weds.	Thursday	Friday	Saturday
Hidden Stories Talk <i>Starting June 6</i> Discover behind-the-scene stories of Yellowstone’s fascinating wildlife, geologic curiosities, and natural processes. Explore the complex challenges of preserving and protecting these dynamic features for future generations. Topics may include bison, wolves, lake trout, geysers, thermophiles, and fire. Meet the park ranger on the back porch of Grant Visitor Center. ♿ 20 minutes	11:30 AM 2:30 PM 6/6–9/6	11:30 AM 2:30 PM 6/6–9/6	11:30 AM 2:30 PM 6/6–9/6	11:30 AM 2:30 PM 6/6–9/6	11:30 AM 2:30 PM 6/6–9/6	11:30 AM 2:30 PM 6/6–9/6	11:30 AM 2:30 PM 6/6–9/6
Lakeshore Geologic Discovery <i>Starting June 13</i> Explore the origins of azure hot pools, belching mudpots, glittering geysers, and the area’s explosive geologic past. Watch for bison, eagles, and osprey as you stroll through this dynamic geyser basin on the shores of Yellowstone Lake. Meet the park ranger near the West Thumb Geyser Basin Information Station. ♿ (with assistance) 1½ hours	10 AM 4 PM 6/13–9/6	10 AM 4 PM 6/13–9/6	10 AM 4 PM 6/13–9/6	10 AM 4 PM 6/13–9/6	10 AM 4 PM 6/13–9/6	10 AM 4 PM 6/13–9/6	10 AM 4 PM 6/13–9/6
Park Orientation Talk <i>Starting June 13</i> Come learn how to make the most of your time here in Yellowstone by finding out answers to common questions such as “When does Old Faithful erupt?” “Where can I see wildlife?” or “What are some good hiking trails in the park?” Meet the park ranger on the back porch of the Grant Visitor Center. ♿ (with assistance) 10 minutes	10:15 AM 12:15 PM 3:15 PM 6/13–8/14	10:15 AM 12:15 PM 3:15 PM 6/13–8/14	10:15 AM 12:15 PM 3:15 PM 6/13–8/14	10:15 AM 12:15 PM 3:15 PM 6/13–8/14	10:15 AM 12:15 PM 3:15 PM 6/13–8/14	10:15 AM 12:15 PM 3:15 PM 6/13–8/14	10:15 AM 12:15 PM 3:15 PM 6/13–8/146
Ranger Rendezvous <i>Starting June 20</i> Meet with a park ranger for this early evening program designed for the young and the young at heart. Learn more about Yellowstone’s diverse geology, history, or wildlife riches as you ease into evening. Check locally for program topics. Meet on the back porch of Grant Visitor Center. ♿—ask ranger for assistance after Visitor Center closes at 7 PM. 30 minutes	7:30 PM 6/20–8/14	7:30 PM 6/20–8/14	7:30 PM 6/20–8/14	7:30 PM 6/20–8/14	7:30 PM 6/20–8/14	7:30 PM 6/20–8/14	7:30 PM 6/20–8/14
Grant Evening Program <i>Starting June 21</i> Join a park ranger for this illustrated presentation focusing on the natural, cultural, or historic resources and issues of Yellowstone National Park. Check locally for program topics. Meet at Grant Amphitheater. Dress warmly and bring a flashlight. ♿ 45 minutes	9:30 PM 6/21–7/31 9 PM 8/1–9/6	9:30 PM 6/21–7/31 9 PM 8/1–9/6	9:30 PM 6/21–7/31 9 PM 8/1–9/6	9:30 PM 6/21–7/31 9 PM 8/1–9/6	9:30 PM 6/21–7/31 9 PM 8/1–9/6	9:30 PM 6/21–7/31 9 PM 8/1–9/6	9:30 PM 6/21–7/31 9 PM 8/1–9/6
KODAK Morning Photo Walk <i>Starting June 24</i> Join the Kodak Ambassador for an easy 1–1½ mile walk through the steaming West Thumb Geyser Basin on Yellowstone Lake. Learn techniques for capturing excellent photos in early morning light. Meet at the West Thumb Parking Lot. 1½ hours					7:30 AM 6/24–8/26		
KODAK Afternoon Photo Walk <i>Starting June 22</i> Capture the rich afternoon light of West Thumb Geyser Basin with your camera and expert guidance from the Kodak Ambassador. This is an easy 1–1½ mile walk. Meet at the West Thumb Parking Lot. 1½ hours			6 PM 6/22–8/31				

♿ = Accessible

Ranger-led programs end after Labor Day, September 6.



Madison & West Yellowstone

West Contact Station at Chamber of Commerce 8 AM–8 PM
Madison Information Station & Junior Ranger Station 9 AM–5 PM

	Sunday	Monday	Tuesday	Weds.	Thursday	Friday	Saturday
Explore Yellowstone! <i>Starting May 29</i> Would you like ideas on how to spend your time in Yellowstone? Meet a park ranger at the Chamber of Commerce Visitor Center in West Yellowstone, MT (corner of Yellowstone Avenue and Canyon Street) for a talk about what to see and do in the park. ♿ 20–30 minutes	9:30 AM 5/29–9/30	9:30 AM 5/29–9/30	9:30 AM 5/29–9/30	9:30 AM 5/29–9/30	9:30 AM 5/29–9/30	9:30 AM 5/29–9/30	9:30 AM 5/29–9/30
Ranger-led <i>Junior Ranger</i> Programs <i>Starting June 5</i> Hey kids! Join a park ranger to learn about Yellowstone’s wonderful wildlife, geysers, history, and much more! This is a great opportunity to complete the ranger-led activity required to earn your Junior Ranger patch. These family programs are geared towards kids of Junior Ranger age (5–12). Meet at the Junior Ranger Station at Madison Junction. 30 minutes	10 AM 10:30 AM 11 AM 11:30 AM 2 PM 2:30 PM 3 PM 3:30 PM 4 PM 4:30 PM 5 PM 6/5–8/28	10 AM 10:30 AM 11 AM 11:30 AM 2 PM 2:30 PM 3 PM 3:30 PM 4 PM 4:30 PM 5 PM 6/5–8/28	10 AM 10:30 AM 11 AM 11:30 AM 2 PM 2:30 PM 3 PM 3:30 PM 4 PM 4:30 PM 5 PM 6/5–8/28	10 AM 10:30 AM 11 AM 11:30 AM 2 PM 2:30 PM 3 PM 3:30 PM 4 PM 4:30 PM 5 PM 6/5–8/28	10 AM 10:30 AM 11 AM 11:30 AM 2 PM 2:30 PM 3 PM 3:30 PM 4 PM 4:30 PM 5 PM 6/5–8/28	10 AM 10:30 AM 11 AM 11:30 AM 2 PM 2:30 PM 3 PM 3:30 PM 4 PM 4:30 PM 5 PM 6/5–8/28	10 AM 10:30 AM 11 AM 11:30 AM 2 PM 2:30 PM 3 PM 3:30 PM 4 PM 4:30 PM 5 PM 6/5–8/28
Afternoon Talk in West <i>Starting June 6</i> Each afternoon, a ranger will present a talk in West Yellowstone, Montana, on a captivating aspect of Yellowstone’s natural or cultural history. Locations: The Museum of the Yellowstone, corner of Yellowstone Avenue and Canyon Street; The Grizzly and Wolf Discovery Center, 201 South Canyon Street. Talks are free and open to the public. There is a fee if you want to visit the rest of the Museum of the Yellowstone or the Grizzly and Wolf Discovery Center. ♿ 30 minutes	2 PM MUSEUM OF THE YELLOWSTONE 6/6–9/6	2 PM MUSEUM OF THE YELLOWSTONE 6/6–9/6	2 PM GRIZZLY & WOLF DISCOVERY CENTER 6/6–9/6	2 PM MUSEUM OF THE YELLOWSTONE 6/6–9/6	2 PM GRIZZLY & WOLF DISCOVERY CENTER 6/6–9/6	2 PM MUSEUM OF THE YELLOWSTONE 6/6–9/6	2 PM GRIZZLY & WOLF DISCOVERY CENTER 6/6–9/6
Evening Program in West Yellowstone <i>Starting June 15</i> Join a park ranger for an illustrated program highlighting a fascinating aspect of Yellowstone’s wonders. Location: Grizzly and Wolf Discovery Center theater, 201 South Canyon Street in West Yellowstone, MT. Everyone is welcome. The slide program is free. There is a fee if you choose to visit the rest of the center (an educational non-profit bear and wolf preserve). ♿ 45 minutes			8 PM 6/15–8/28				8 PM 6/15–8/28
Madison Evening Program <i>Starting June 6</i> Each night a park ranger will present an illustrated program highlighting a different aspect of Yellowstone’s wonders. Inquire locally on bulletin boards and at the Madison Information Station for program titles and descriptions. Meet at the Madison Amphitheater. ♿ 45 minutes	9:30 PM 6/6–7/31 9 PM 8/1–9/6	9:30 PM 6/6–7/31 9 PM 8/1–9/6	9:30 PM 6/6–7/31 9 PM 8/1–9/6	9:30 PM 6/6–7/31 9 PM 8/1–9/6	9:30 PM 6/6–7/31 9 PM 8/1–9/6	9:30 PM 6/6–7/31 9 PM 8/1–9/6	9:30 PM 6/6–7/31 9 PM 8/1–9/6

♿ = Accessible

Norris

Information Station and Museum 10 AM–5 PM

	Sunday	Monday	Tuesday	Weds.	Thursday	Friday	Saturday
Norris Geyser Basin Walk <i>Starting May 30</i> Experience the muddy caldrons, acidic geysers, and clear pools of Norris Geyser Basin! Join a park ranger for a walk through this magical land. Meet at the Norris Geyser Basin Museum. Bring water, sunglasses, and sunscreen. 1½ hours	10 AM 5/30–9/6	10 AM 5/30–9/6	10 AM 5/30–9/6	10 AM 5/30–9/6		10 AM 5/30–9/6	10 AM 5/30–9/6
Geyser Basin Talk <i>Starting June 1</i> Norris Geyser Basin has many of the unique characteristics that make Yellowstone so special. While you’re at Norris, stop by and enjoy this ranger talk in beautiful surroundings. Meet at the Norris Geyser Basin Museum. ♿ 20 minutes	2:30 PM 6/1–9/6	2:30 PM 6/1–9/6	2:30 PM 6/1–9/6	2:30 PM 6/1–9/6	2:30 PM 6/1–9/6	2:30 PM 6/1–9/6	2:30 PM 6/1–9/6
Norris Campfire Program <i>Starting June 6</i> Bring the whole family and join a park ranger for an old-fashioned, cozy campfire talk. Inquire locally on bulletin boards for program titles and descriptions. Meet at the Norris Campground Campfire Circle. ♿ 45 minutes	7:30 PM 6/6–9/6	7:30 PM 6/6–9/6	7:30 PM 6/6–9/6	7:30 PM 6/6–9/6	7:30 PM 6/6–9/6	7:30 PM 6/6–9/6	7:30 PM 6/8–9/6

♿ = Accessible

Ranger-led programs end after Labor Day, September 6.

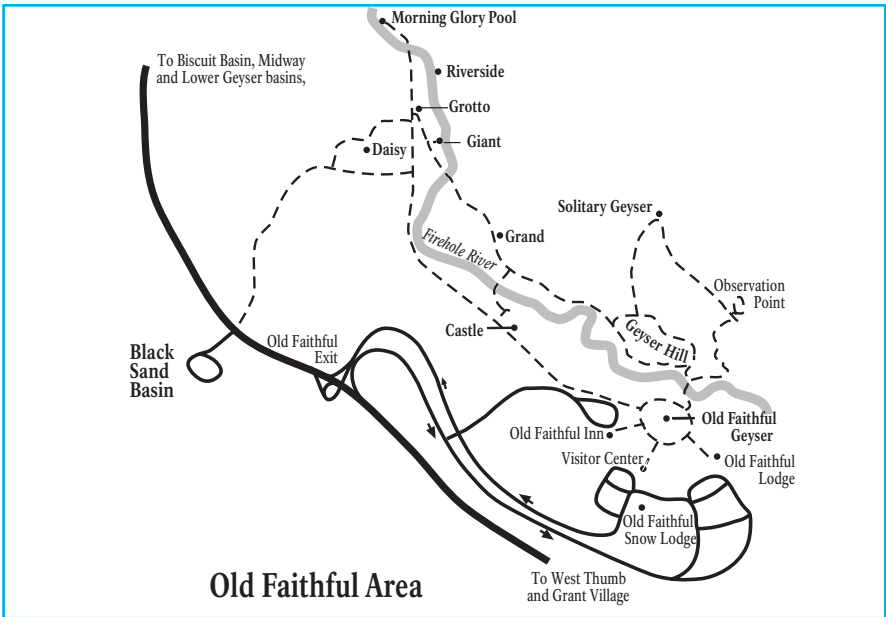
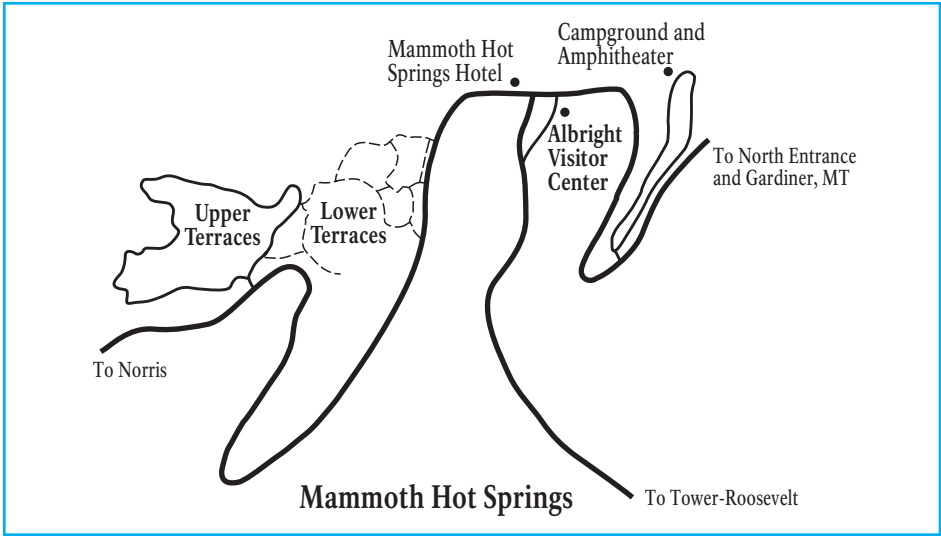
Mammoth Hot Springs

Albright Visitor Center 8 AM–7 PM

	Sunday	Monday	Tuesday	Weds.	Thursday	Friday	Saturday
Ranger Adventure Hikes—Starting June 14 Explore Yellowstone’s backcountry on a half-day interpretive hike with a park ranger. Visit lesser-known hydrothermal areas, explore wildlife habitats, and experience a slice of Yellowstone’s wilderness. Program locations change daily. Hikes rated from easy to strenuous. Some hikes not recommended for people with heart, breathing, or serious medical conditions. Information and tickets are available at these visitor centers: Old Faithful, Albright (Mammoth), Grant, Canyon, and Fishing Bridge. This is a fee program: \$15 for adults, \$5 for kids ages 7–15, free for kids six and under. All children 15 and under must be accompanied by an adult. See article on back page for more information.		8 AM 6/14–8/28 GEM OF THE ROCKIES	8 AM 6/14–8/28 BEAVER PONDS RAMBLE	8 AM 6/14–8/28 SCENIC SNOW PASS	8 AM 6/14–8/28 GEM OF THE ROCKIES	8 AM 6/14–8/28 BEAVER PONDS RAMBLE	
Exploring Yellowstone’s Past—Walk <i>Starting June 9</i> Mammoth has always been the headquarters of Yellowstone National Park, now 132 years old. On this short relaxed walk, a ranger will recount some of the important and fascinating historic happenings in this, the world’s first national park. Meet in front of Albright Visitor Center. 🚶 1–1¼ hours	9 AM 6/9–8/28	9 AM 6/9–8/28	9 AM 6/9–8/28	9 AM 6/9–8/28	9 AM 6/9–8/28	9 AM 6/9–8/28	9 AM 6/9–8/28
Mammoth Daily Special: For Kids! <i>Starting June 6</i> Wildlife, history, rocks and mountains, fire, plants, explorers—these topics are being served up on the lawn outside the Albright Visitor Center. Prepared for consumption by our family audiences! 🚶 20–30 minutes	2 PM 6/6–8/28	2 PM 6/6–8/28	2 PM 6/6–8/28	2 PM 6/6–8/28	2 PM 6/6–8/28	2 PM 6/6–8/28	2 PM 6/6–8/28
Mammoth Daily Special—Talk <i>Starting June 6</i> Sample some of Yellowstone’s wonders at this ranger talk. A different topic is served up daily, featuring wildlife, geology, or history. Meet the ranger on the lawn outside the Albright Visitor Center, or on the front porch if it’s raining. 🚶 20–30 minutes	3 PM 6/6–8/28	3 PM 6/6–8/28	3 PM 6/6–8/28	3 PM 6/6–8/28	3 PM 6/6–8/28	3 PM 6/6–8/28	3 PM 6/6–8/28
The Mammoth Hot Springs Terraces—Walk <i>Starting May 31</i> Explore Yellowstone’s colorful geologic past and present through the rainbow hues of Mammoth Hot Springs. Learn how these dynamic terraces of travertine are unique among the park’s hydrothermal basins. Meet at the Upper Terrace Drive entrance, 2 miles south of Mammoth Village. 🚶 1–1½ hours	5 PM 5/31–9/6	5 PM 5/31–9/6	5 PM 5/31–9/6	5 PM 5/31–9/6	5 PM 5/31–9/6	5 PM 5/31–9/6	5 PM 5/31–9/6
Mammoth Evening Program <i>Starting June 13</i> Enjoy an illustrated program about Yellowstone’s natural or cultural history. Inquire locally on bulletin boards and at visitor centers for program titles and descriptions. Meet at the Mammoth Campground amphitheater. 🚶 1 hour	9:30 PM 6/13–7/31 9 PM 8/1–9/6	9:30 PM 6/13–7/31 9 PM 8/1–9/6	9:30 PM 6/13–7/31 9 PM 8/1–9/6	9:30 PM 6/13–7/31 9 PM 8/1–9/6	9:30 PM 6/13–7/31 9 PM 8/1–9/6	9:30 PM 6/13–7/31 9 PM 8/1–9/6	9:30 PM 6/13–7/31 9 PM 8/1–9/6
KODAK Photography Demonstration <i>Starting June 25</i> Learn the top photo spots in Yellowstone and easy techniques—such as lighting, composition, film choice, camera techniques—for producing outstanding photographs. Bring your camera. Meet in front of Albright Visitor Center in Mammoth Hot Springs. 🚶 1 hour						NOON 6/25–8/27	
KODAK Portrait of Yellowstone <i>Starting June 25</i> Join the KODAK Ambassador for this evening slide program on Yellowstone National Park. The ambassador will provide tips on how to capture outstanding images of scenery, wildlife, nature, and people on film. Meet in the Mammoth Hotel Map Room. 🚶 1 hour						7:30 PM 6/25–8/27	

🚶 = Accessible

Ranger-led programs end after Labor Day, September 6.



Old Faithful


Old Faithful Visitor Center 9 AM–7 PM

	Sunday	Monday	Tuesday	Weds.	Thursday	Friday	Saturday
<div>Ranger Adventure Hikes—Starting June 15 Explore Yellowstone’s backcountry on a half-day interpretive hike with a park ranger. Visit lesser-known hydrothermal areas, explore wildlife habitats, and experience a slice of Yellowstone’s wilderness. Program locations change daily. Hikes rated from easy to strenuous. Some hikes not recommended for people with heart, breathing, or serious medical conditions. Information and tickets are available at these visitor centers: Old Faithful, Albright (Mammoth), Grant, Canyon, and Fishing Bridge. This is a fee program: \$15 for adults, \$5 for kids ages 7–15, free for kids six and under. All children 15 and under must be accompanied by an adult. See article on back page for more information.</div>			<div>8 AM 6/15–8/24 MUDPOT SPECIAL</div>	<div>8 AM 6/16–8/25 SHOSHONE LAKE DISCOVERY</div>	<div>7:30 AM 6/17–8/26 LONE STAR STROLL ♿ with assistance</div>	<div>8 AM 6/18–8/27 MUDPOT SPECIAL</div>	<div>8 AM 6/19–8/28 SHOSHONE LAKE DISCOVERY</div>
<div>Mystic Falls Walk <i>Starting June 6</i> Explore the Yellowstone Ecosystem and enjoy this 2-mile walk through Biscuit Basin to Mystic Falls. Meet at the Firehole River Bridge adjacent to the Biscuit Basin parking lot, 2 miles north of Old Faithful. Not recommended for people with heart, breathing, or walking difficulties and may include walking along muddy trails. <i>1½ hours</i></div>	<div>8 AM 6/6–9/6</div>	<div>8 AM 6/6–9/6</div>	<div>8 AM 6/6–9/6</div>	<div>8 AM 6/6–9/6</div>	<div>8 AM 6/6–9/6</div>	<div>8 AM 6/6–9/6</div>	<div>8 AM 6/6–9/6</div>
<div>Geyser Discovery Stroll <i>Starting May 30</i> Learn the ins and outs of one of the rarest geological features on earth—geysers! Accompany a park ranger through the Upper Geyser Basin exploring the world of geysers. Meet at Castle Geyser, ½ mile west of Old Faithful (15-minute walk from the Visitor Center). <i>1½ hours</i></div>	<div>10 AM 5/30–9/6</div>	<div>10 AM 5/30–9/6</div>	<div>10 AM 5/30–9/6</div>	<div>10 AM 5/30–9/6</div>	<div>10 AM 5/30–9/6</div>	<div>10 AM 5/30–9/6</div>	<div>10 AM 5/30–9/6</div>
<div>Yellowstone for Kids! <i>Starting June 6</i> Discover some of the wonders of Yellowstone during this short presentation for kids. Gather in front of Old Faithful Visitor Center for this outdoor program. ♿ <i>20 minutes</i></div>	<div>10 AM 6/6–8/21</div>	<div>10 AM 6/6–8/21</div>	<div>10 AM 6/6–8/21</div>	<div>10 AM 6/6–8/21</div>	<div>10 AM 6/6–8/21</div>	<div>10 AM 6/6–8/21</div>	<div>10 AM 6/6–8/21</div>
<div>Geysers Galore! <i>Starting May 30</i> Discover why Yellowstone has so many geysers. Take a quick look at Yellowstone’s fascinating and visible geologic story. Meet in front of Old Faithful Visitor Center for this outdoor program. ♿ <i>10 minutes</i></div>	<div>12:15 PM 12:45 PM 1:15 PM 1:45 PM 2:15 PM 2:45 PM 5/30–9/6</div>	<div>12:15 PM 12:45 PM 1:15 PM 1:45 PM 2:15 PM 2:45 PM 5/30–9/6</div>	<div>12:15 PM 12:45 PM 1:15 PM 1:45 PM 2:15 PM 2:45 PM 5/30–9/6</div>	<div>12:15 PM 12:45 PM 1:15 PM 1:45 PM 2:15 PM 2:45 PM 5/30–9/6</div>	<div>12:15 PM 12:45 PM 1:15 PM 1:45 PM 2:15 PM 2:45 PM 5/30–9/6</div>	<div>12:15 PM 12:45 PM 1:15 PM 1:45 PM 2:15 PM 2:45 PM 5/30–9/6</div>	<div>12:15 PM 12:45 PM 1:15 PM 1:45 PM 2:15 PM 2:45 PM 5/30–9/6</div>
<div>Black Sand Walk <i>Starting June 6</i> This area’s concentration of hydrothermal features provides ample evidence of Yellowstone’s volcanic geology. Join a park ranger on this ½-mile exploration of Yellowstone’s volcanic geology. Meet at Black Sand Basin parking lot, one mile north of Old Faithful. <i>1 hour</i></div>	<div>1 PM 6/6–9/6</div>	<div>1 PM 6/6–9/6</div>	<div>1 PM 6/6–9/6</div>	<div>1 PM 6/6–9/6</div>	<div>1 PM 6/6–9/6</div>	<div>1 PM 6/6–9/6</div>	<div>1 PM 6/6–9/6</div>
<div>Geyser Hill Walk <i>Starting May 30</i> Yellowstone contains the highest concentration of hydrothermal features in the world. Learn about Yellowstone’s geology and explore the world of hydrothermal features on this 1¼ mile walk. Meet at Old Faithful Visitor Center. ♿ (with assistance) <i>1½ hours</i></div>	<div>6 PM 5/30–9/6</div>	<div>6 PM 5/30–9/6</div>	<div>6 PM 5/30–9/6</div>	<div>6 PM 5/30–9/6</div>	<div>6 PM 5/30–9/6</div>	<div>6 PM 5/30–9/6</div>	<div>6 PM 5/30–9/6</div>
<div>Old Faithful Evening Program <i>Starting May 30</i> Enjoy an illustrated program about Yellowstone’s cultural or natural history. Check the bulletin board in the Old Faithful Visitor Center for titles and descriptions of nightly programs or call 545-2750. Meet a park ranger in the Old Faithful Visitor Center Auditorium. ♿ <i>45 minutes</i></div>	<div>8:30 PM 5/30–9/6</div>	<div>8:30 PM 5/30–9/6</div>	<div>8:30 PM 5/30–9/6</div>	<div>8:30 PM 5/30–9/6</div>	<div>8:30 PM 5/30–9/6</div>	<div>8:30 PM 5/30–9/6</div>	<div>8:30 PM 5/30–9/6</div>
<div>KODAK Photography Demonstration <i>Starting June 23</i> Learn the top photo spots in Yellowstone and easy techniques—such as lighting, composition, film choice, camera techniques—for producing outstanding photographs. Bring your camera. Meet in front of Old Faithful Visitor Center. ♿ <i>1 hour</i></div>				<div>11 AM 1 PM 6/23–8/25</div>			
<div>KODAK Afternoon Photo Walk <i>Starting June 23</i> Capture the rich afternoon light of Geyser Hill with your camera and expert guidance from the Kodak Ambassador. This is an easy 1–1½ mile walk. Meet in front of Old Faithful Visitor Center. ♿ (with assistance) <i>1½ hours</i></div>				<div>5 PM 6/23–8/25</div>			

♿ = Accessible

Ranger-led programs end after Labor Day, September 6.

OUTDOOR PROGRAMS IN ALL AREAS MAY BE CANCELLED DUE TO DANGEROUS WEATHER CONDITIONS.



RANGER ADVENTURE HIKES

Explore Yellowstone on a guided half-day hike with a ranger! Tickets available at Albright (Mammoth Hot Springs), Old Faithful, Grant, Fishing Bridge, and Canyon visitor centers.

WHEN: June 14-August 28, starting dates vary (see each area listing inside)

FEE: \$15 Ages 16 and older; \$5 Ages 7-15; Free for ages 6 and under

RESERVATIONS REQUIRED

Gem of the Rockies 8 AM, Mondays & Thursdays

Garnet Hill lies at the heart Yellowstone's famed northern range, home to vast herds of wildlife and beautiful meadows. Hike through Pleasant Valley into the forest glen of Elk Creek and along the roaring Yellowstone River as we circle Garnet Hill on this "gem" of a trail.

Area of Park Tower/Roosevelt
Difficulty Moderate (Elevation gain: 300 ft/90 m)
Duration 6-6.5 hours
Total Distance 7.5 miles/12 km
Type of Trail Loop; stagecoach dirt road and maintained trail.

Beaver Ponds Ramble 8 AM, Tuesdays & Fridays

Cool aspen groves, Douglas-fir woodlands and sunny meadows greet you as you walk the undulating terrain of this loop trail. Several tranquil ponds along the way hold the promise of some wildlife sightings, and the views of northern Yellowstone are spectacular.

Area of Park Mammoth Hot Springs
Difficulty Moderate (Elevation gain: 600 ft/186 m)
Duration 4.5 hours
Total Distance 5 miles/8 km
Type of Trail Loop; hilly maintained trail.

Scenic Snow Pass 8 AM, Wednesdays

Hike among the strange, jumbled boulders of the Hoodoos and trek through groves of aspen and Douglas-fir as we ascend Snow Pass. From there, we'll revel in the mountain scenery and seasonal wildflowers of the Gallatin Range as we explore this delightful and diverse corner of Yellowstone.

Area of Park Mammoth Hot Springs
Difficulty Moderate to strenuous (Elevation gain: 550 ft/170 m)
Duration 5.5-6 hours
Total Distance 6.8 miles/10.9 km
Type of Trail Loop; maintained trail. Hikers afraid of heights may be uncomfortable on a short stretch with a sharp dropoff.

Mudpot Special 8 AM, Tuesdays & Fridays

Pocket Basin reveals a close-up view of colorful hot springs and bubbling mudpots. Experience the wonders of this dynamic geologic hot spot as we explore a backcountry thermal area along the famous Firehole River.

Area of Park Old Faithful
Difficulty Moderate (Elevation gain: 40 ft/12 m)
Duration 4-4.5 hours
Total Distance 3 miles/4.8 km
Type of Trail Out and back; maintained trail and off-trail travel

Lone Star Stroll 7:30 AM, Thursdays

Walk through cool forests along the scenic Firehole River and visit Lone Star Geyser, one of Yellowstone's hidden treasures, on this family activity. Lone Star is an active geyser with a massive geyser cone that erupts a sparkling jet of steaming water every few hours. This easy riverside stroll follows an old paved road and is accessible to most.

Area of Park Old Faithful
Difficulty Easy (Elevation gain: 40 ft/12 m)
Duration 4.5-5 hours
Total Distance 4.8 miles/7.7 km
Type of Trail Out and back; paved road open to bicycles but not motor vehicles.

Shoshone Lake Discovery 8 AM, Wed. & Sat.

The lush meadows along DeLacy Creek are alive with colorful seasonal wildflowers and a variety of wildlife. Follow DeLacy Creek to the pebbly shore of Shoshone Lake, the largest backcountry lake in the United States and a beautiful destination for this backcountry hike.

Area of Park Between Old Faithful & West Thumb
Difficulty Moderate (Elevation gain: 200 ft/60 m)
Duration 4.5-5 hours
Total Distance 6 miles/9.6 km
Type of Trail Out and back; maintained trail

Avalanche Peak Experience 8:15 AM, Mondays

For a truly "breathtaking" encounter with the wild side of Yellowstone, make the steep ascent above timberline to the knife-edged summit of Avalanche Peak. Here, in the heart of the Absaroka Range, your efforts will be rewarded with one of the most stunning panoramic views of Yellowstone.

Area of Park Fishing Bridge/East Entrance
Difficulty Strenuous (Elevation gain: 2100 ft/650 m)
Duration 6 hours
Total Distance 4 miles/6.4 km
Type of Trail Out and back; maintained, steep trail.

Hayden Valley Venture 8 AM, Tuesdays

Hike this lesser-used trail through meadows filled with wildflowers to a spectacular view of Hayden Valley. This valley is known for abundant waterfowl and other wildlife such as bison, elk, coyotes, and bears. On the return, enjoy Clear Lake, a backcountry thermal feature.

Area of Park Canyon
Difficulty Easy to moderate (Elevation gain: 200 ft/60 m)
Duration 4.5-5 hours
Total Distance 6 miles/9.6 km
Type of Trail Loop; maintained trail. May include off-trail sections, muddy areas, and shallow stream crossings.

Summer 2004