

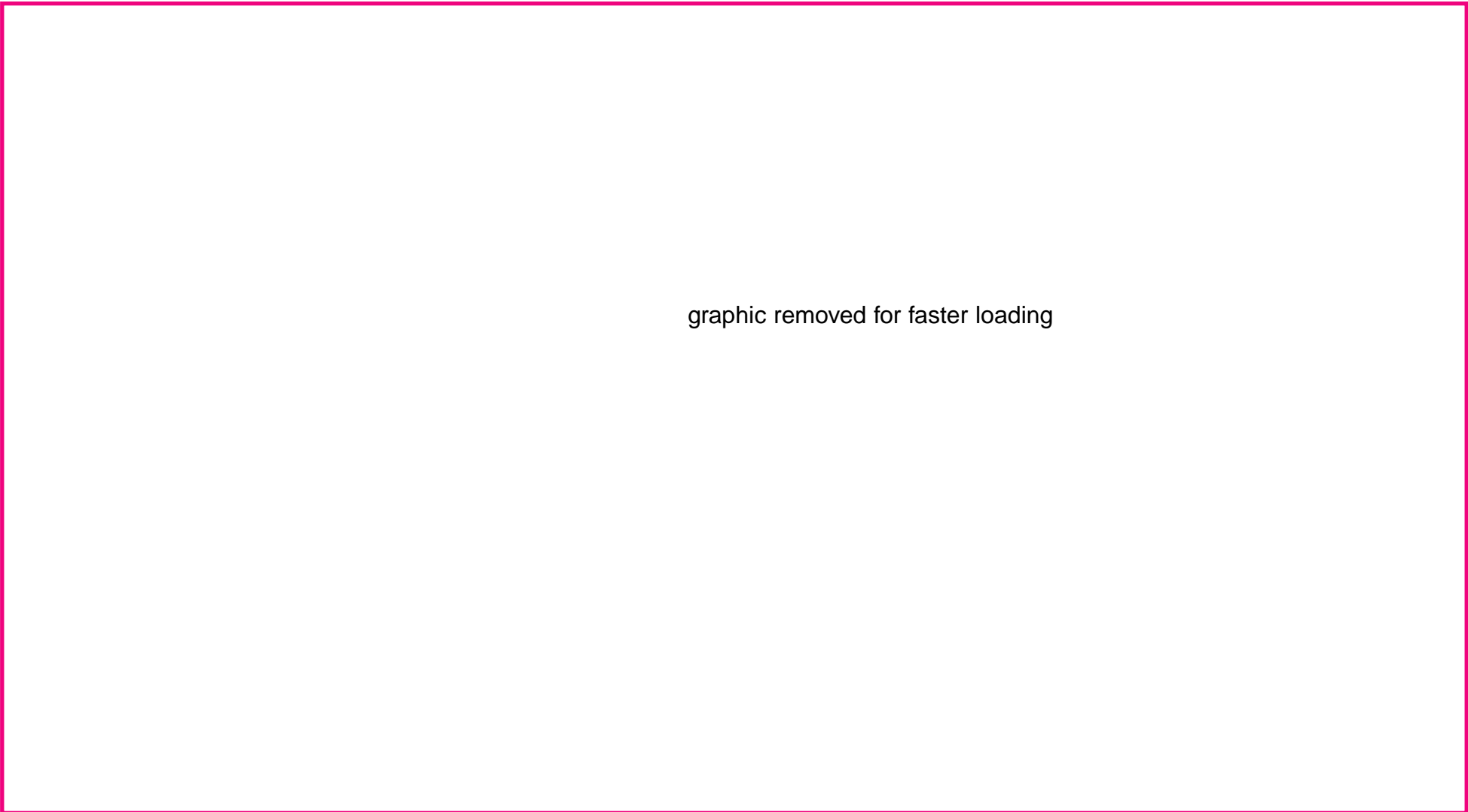
YELLOWSTONE Today



Spring 2004

Official Newspaper of Yellowstone National Park

National Park Service
U.S. Department of the Interior



Postcard (by Haynes) from a private collection

CONTENTS

MAP & ROAD INFORMATIONBack Cover

Safety2

Essential Yellowstone3

Tips & Highlights4

Learn & Explore5

Old Faithful Geyser6

Old Faithful Inn Anniversary7

Camping, Fishing, Hiking8-9

Issues in Yellowstone11

Grand Teton National Park13

Services12, 14-15

Welcome to the World's First National Park

Yellowstone National Park was established in 1872, originally to protect the unique geysers, hot springs, and other hydrothermal features. Yellowstone also now protects many historic structures, such as the Old Faithful Inn (shown above). Built in 1903-04, the Old Faithful Inn celebrates its centennial this year. It is a National Historic Landmark within the Old Faithful National Historic District. Other landmarks in the park are the Northeast Entrance Station, Obsidian Cliff, and the Fishing Bridge, Madison, and Norris Geyser Basin trailside museums. Yellowstone is also a refuge for wildlife. Look for bears, wolves, elk, and other animals as you explore the park.

- Protect yourself and wild animals by
- ★ staying at least 25 yards away from all animals except . . .
 - ★ staying at least 100 yards away from BEARS . . .
 - ★ and never feeding any animal.

For more safety tips, see page 2.

graphic removed for faster loading

Yellowstone National Park's Mission

Preserved within Yellowstone National Park are Old Faithful and the majority of the world's geysers and hot springs. An outstanding mountain wildland with clean water and air, Yellowstone is home of the grizzly bear and wolf and free-ranging herds of bison and elk. Centuries-old sites and historic buildings that reflect the unique heritage of America's first national park are also protected. Yellowstone National Park serves as a model and inspiration for national parks throughout the world.

Mission of the National Park Service

The National Park Service preserves unimpaired the natural and cultural resources and values of the national park system for the enjoyment, education, and inspiration of this and future generations. The National Park Service cooperates with partners to extend the benefits of natural and cultural resource conservation and outdoor recreation throughout this country and the world.

CAUTION: SCALDING WATER

Beautiful but deadly: Yellowstone's hydrothermal features can kill you. Their waters are frequently near or above boiling. Their crust is thin, breaks easily, and often overlies scalding water. People have died in these pools.

- **You must stay on boardwalks and designated trails.** They protect you and preserve delicate formations.
- **Keep your children close to you at all times;** make sure they understand the danger.
- Pets are prohibited in hydrothermal areas.
- Swimming or bathing is prohibited in hydrothermal pools or streams where water flows entirely from a hydrothermal spring or pool.
- **Where swimming is allowed, swim at your own risk.** Yellowstone's natural waters tend to be very hot or very cold, and immersion in extreme temperature water can be fatal. Thermal water can also harbor organisms that cause a fatal meningitis infection and Legionnaires' disease. Exposing your head to thermal water by immersion, splashing, touching your face, or inhaling steam increases your risk of burns and infection. Obtain more information at any ranger station or visitor center.

Stay Away from Wildlife

Yellowstone is not a zoo and the animals are not tame. **Do not approach any wildlife.** View them from the safety of your vehicle. **If an animal reacts to your presence, you are too close.**

Keep your distance and stay safe—and you will see more of an animal's natural behavior and activity.

Each year park visitors are injured by wildlife when they approach animals too closely. **You must stay at least 100 yards (91 m) away from bears and at least 25 yards (23 m) away from all other animals—including bison, elk, bighorn sheep, deer, moose, wolves, and coyotes.**

BISON are unpredictable and dangerous; they weigh up to 2,000 pounds (900 kg) and sprint 30 miles per hour (48 kph). Visitors are injured every year.

COYOTES quickly learn habits like roadside feeding. This may lead to aggressive behavior toward humans and can increase the risk of the coyote being poached or hit by a vehicle.

BEARS live throughout the park. Be alert for tracks, do not approach carcasses, and avoid surprising bears in any location or situation.

Page 7, "Hiking and Camping in Bear Country," provides important information on precautions and what to do if you encounter a bear.

If precautions fail and you are charged by a bear, pepper spray is a good last defense. Become familiar with your pepper spray, read all instructions, and know its limitations. Pepper spray must be instantly available, not in your pack. **Remember, carrying pepper spray is not a substitute for vigilance and good safety precautions.**

If you are injured by a bear (regardless of how minor), or if you observe a bear or bear tracks, report it to a park ranger as soon as possible. Someone's safety may depend on it.

Attention Anglers & Boaters

The park's general fishing season opens the Saturday of Memorial Day weekend (usually the last Saturday in May) and closes the first Sunday in November. Other dates apply for Yellowstone Lake and its tributaries; see page 8 or consult the park fishing regulations. Boats and float tubes require permits; see page 8.

Backcountry Permits

Permits are required for overnight backcountry use and may be obtained in person up to 48 hours in advance from any ranger station. Rangers will provide information on weather, trails and other conditions. See page 9 for more information.

Bicycling

Wear safety gear, including helmet and high visibility clothing. Park roads are narrow and winding with few shoulders, and have no bicycle paths. Road elevations range from 5,300 to 8,860 feet (1,615–2,700 m); long distances exist between services and facilities. Bicycling is permitted on established public roads, parking areas, and designated routes; it is prohibited on backcountry trails and boardwalks.

Motorists frequently do not see bicyclists or fail to give them enough space on the road. Some drivers pass on hill crests and blind curves. Vehicles, especially motor homes or those towing trailers, may have wide mirrors, posing an additional hazard. For more information about bicycling in Yellowstone, inquire at a visitor center.

Falling Trees

Avoid areas with large numbers of dead trees (snags), which may suddenly fall—especially on windy days.

High Altitude

Most of the park is above 7,500 feet (2,275 m). Allow time to acclimate. Be aware of your physical limitations; don't overexert. Drink plenty of water to forestall the dehydrating effects of the altitude and dry climate. Stop and rest often.

Lost & Found

Call 307-344-2109 to report or retrieve lost items.

Pets

Pets must be leashed. They are prohibited on all trails, in the backcountry, and in hydrothermal basins. Pets are not allowed more than 100 feet from a road or parking area. Leaving a pet unattended and/or tied to an object is prohibited.

Picnic Areas

Overnight camping is not allowed in picnic areas. Fires may be built only in fire grates available in picnic areas at Snake River, Grant Village, Bridge Bay, Norris Meadows, Cascade, Nez Perce, Spring Creek, and the east parking lot of Old Faithful. Liquid or gas fuel stoves or self-contained charcoal grills may be used for cooking at all locations. Most picnic areas have pit toilets; only Madison has drinking water.

Stream Crossing

If your plans include fishing or following trails that cross streams, check at local ranger stations for current stream conditions.

Swimming

Swimming is discouraged because Yellowstone's natural waters are typically very hot or very cold, and immersion in extreme temperature water can be fatal. Where swimming is allowed, swim at your own risk. See "Caution: Scalding Water" at left.

Theft

Lock your vehicle; keep all valuables out of sight; label all valuable property with your name, address, or identification number; report theft or vandalism to a ranger.

Traffic

Most park roads are narrow, rough, and busy; some steep sections have sharp drop-offs. Drive cautiously and courteously; slow moving vehicles must use pullouts to observe wildlife or scenery and to allow other vehicles to pass. Watch for animals on the road, especially at night.

Bicycles and motorcycles present special hazards. Drive defensively and wear seat belts. Yellowstone has a mandatory seat belt requirement for all passengers. Be especially cautious of ice and road damage; cool temperatures occur year-round. The maximum speed limit is 45 mph (73 km per hour) or slower as posted.

Weapons

No firearms or weapons, including state-permitted concealed weapons, are allowed in Yellowstone. Unloaded firearms may be transported in a vehicle when the weapon is cased, broken down or rendered inoperable, and kept out of sight. Ammunition must be placed in a separate compartment of the vehicle.

AVOID These Illegal Situations

- | | | | |
|--|---|---|---|
| ◆ speeding (radar enforced) | ◆ improperly storing food | ◆ traveling off boardwalks in hydrothermal areas | ◆ spotlighting elk, deer, or other wildlife (viewing animals with artificial light) |
| ◆ driving while intoxicated (open container law enforced) | ◆ violating camping regulations & rules | ◆ removing or possessing natural (flowers, rocks, antlers, etc.) or cultural (artifacts) features | ◆ calling in elk by imitating their calls or using buglers |
| ◆ leaving detachable side mirrors attached when not pulling trailers | ◆ having pets off leash or on trails and boardwalks | ◆ violating fishing regulations | ◆ imitating wolf howls |
| ◆ traveling off-road by vehicle or bicycle | ◆ littering | ◆ feeding or approaching wildlife | <i>Law enforcement rangers strictly enforce all park regulations to protect you and the park.</i> |
| | ◆ swimming in hydrothermal pools | | |

Know These Numbers

25

= the number of YARDS you must stay away from all wildlife—except . . .

100

= the number of YARDS you must stay away from a bear

45

= the speed limit in the park unless otherwise posted

911

= the number to call in an emergency

Questions? Ask a ranger at these locations!

Albright Visitor Center, Mammoth
Information, bookstore, and exhibits on wildlife and history. Films on artist Thomas Moran and the national park idea. Call 307-344-2263. Open daily, year-round.
Through May 28: 9 AM–5 PM
May 29 and thereafter: 8 AM–7 PM

Canyon Visitor Center
Information and bookstore. Call 307-242-2550.
Open daily beginning May 29: 8 AM–7 PM

Fishing Bridge Visitor Center
Information, bookstore, and exhibits on the park’s birds and other wildlife. Call 307-242-2450.
Open daily beginning May 29: 8 AM–7 PM

Grant Visitor Center
Information, bookstore, exhibits, video on the role of fire in Yellowstone. Call 307-242-2650.
Open daily beginning May 29: 8 AM–7 PM

**Junior Ranger Activity Center
(at Madison Information Station)**
Open daily beginning June 5: 9 AM–5 PM

Madison Information Station
Information and bookstore. Call 307-344-2821.
Open daily beginning June 5: 9 AM–5 PM

**Museum of the National Park Ranger,
Norris**
Exhibits at historic soldier station trace development of the park ranger profession; video shown. Chat with former National Park Service employees volunteering here.
Open daily beginning May 29: 9 AM–5 PM

**Norris Geyser Basin Museum
& Information Station**
Information, bookstore, and exhibits on the hydrothermal features of Yellowstone. Call 307-344-2812.
Open daily beginning May 29: 10 AM–5 PM

Old Faithful Visitor Center
Information, bookstore, and geyser eruption predictions. Award-winning film about hydrothermal features. Call 307-545-2750.
Open daily beginning April 16.
April 16–May 28: 9 AM–5 PM
May 29 and thereafter: 8 AM–7 PM;
information window until 8 PM

West Thumb Information Station
Information and bookstore.
Open daily beginning May 29: 9 AM–5 PM

**West Yellowstone Chamber of
Commerce, Public Lands Desk**
Information, publications. Call 406-646-4403.
Open daily beginning April 16.
April 16–May 29: 8 AM–4 PM
May 30 and thereafter: 8 AM–8 PM

Important! Updates about road work delays and closures available at visitor centers and information stations.

Self-Guiding Trails

Stretch your legs on these self-guiding trails. Check at a visitor center for current conditions and to purchase a trail guide for 50¢. The guides are also available at each trail (except Forces of the Northern Range).

Canyon Area
View the colorful Grand Canyon of the Yellowstone River and the Upper and Lower Falls from overlooks; see for yourself why viewpoints are named Inspiration, Grandview, and Artist Point.

Fort Yellowstone
Enjoy a walking tour around this historic site at Mammoth Hot Springs. Most buildings were constructed during the time that the U.S. Army managed the park (1886–1918). They are now used by the National Park Service as its headquarters.

Fountain Paint Pot
View examples of the four types of hydrothermal features: geysers, hot springs, fumaroles, and mudpots. Eight miles (12.9 km) north of Old Faithful.

Mammoth Hot Springs
Hot spring activity is sculpting an ever-changing landscape of travertine terraces. Walk through active and inactive areas and enjoy a scenic drive through the Upper Terraces.

Mud Volcano Area
Discover turbulent and explosive mudpots, including Mud Volcano and Dragon’s Mouth. View—and smell—Sulphur Caldron. Located on the road between Lake and Canyon, 6 miles (9.6 km) north of Fishing Bridge Junction.

Norris Geyser Basin
Explore the hottest, most dynamic geyser basin in the park, which includes Steamboat, the world’s tallest geyser, and Echinus, the world’s largest acidic geyser.

Old Faithful
The world’s largest concentration of geysers is located in the Upper Geyser Basin. View Old Faithful then walk the trails past hundreds of geysers and hot springs.

West Thumb Geyser Basin
The boiling springs in this basin, including the famous Fishing Cone, discharge their waters into chilly Yellowstone Lake. The Absaroka Mountains provide a backdrop to this self-guiding trail.

Forces of the Northern Range
Volcanoes, glaciers, and fire have shaped the landscape here, 8 miles (12.9 km) east of Mammoth Hot Springs. Here, exhibits are your guide—they reveal the secrets of the scenery and help identify the area’s diverse plants and animals.

Attention Children!

Children between the ages of 5 and 12—you are invited to become Junior Rangers! Stop by any park visitor center for details on how you can learn more about Yellowstone. Purchase the official Junior Ranger newspaper for \$3 and complete the program requirements. As Junior Rangers you will be awarded arrowhead-shaped patches—a wolf track patch if you are between the ages of 5 and 7 (shown here), a bear track if you are between 8 and 12, or a winter patch if you complete the winter Junior Ranger program offered December through March.



Accessibility Guide

A free *Visitors Guide to Accessible Features in Yellowstone National Park* is available at all entrance stations and visitor centers in the park. This guide describes which facilities have been judged to be negotiable for wheelchair users.

For more information:
Park Accessibility Coordinator
P.O. Box 168, Yellowstone National Park, WY 82190
307-344-2017

TDD only (Telecommunications Device for the Deaf)
307-344-2386
www.nps.gov/yell

NPS Volunteers Help Yellowstone & Its Visitors

graphic removed for faster loading

- These volunteers were recognized recently for their work:
- Astronomy buffs (photo at left) from the Museum of the Rockies and Southwest Montana Astronomical Society who shared their expertise during several afternoons and evenings.
 - National Park Service former employees who shared their knowledge of NPS history at the Museum of the National Park Ranger.
 - Retired police officers who provided visitor assistance at front desks.

NPS thanks the National Park Foundation and Allegra® for their generous support of the National Park Volunteerism Enhancement Program.

graphic removed for faster loading

Tips for Getting Around

- Allow plenty of time to drive from place to place. Speed limits are 45 mph (73 kph) or lower; narrow, winding roads warrant slower speeds in many sections; and traffic is often heavy and slow.
- Allow extra time when passing through or detouring around road construction (see map on back page).
- Traffic is heavy from mid June to mid September with midday peaks.
- Allow extra time for crossing mountain passes; Sylvan, Craig, and Dunraven are all over 8,000 ft (2427 m).
- Grand Loop Road passes major scenic attractions: 142 miles (229 km) total; Upper Loop, 70 miles (113 km); Lower Loop, 96 miles (155 km).

Note: Driving the full Grand Loop is impossible this year because Dunraven Pass is closed due to road work.

Only One Day Here?

Tips from Yellowstone's Rangers

One day driving tours

1. Drive to the Old Faithful area and walk around the geyser basin; drive to the Canyon area—stop at several overlooks and walk along part of the rim.
2. Add Hayden Valley to the above route—especially at the beginning or end of the day—to look for some of the park's large animals.
3. Visit the Upper Geyser Basin (Old Faithful, Biscuit Basin, Black Sand Basin); drive to Fountain Paint Pot to view mudpots; drive to Canyon and visit Artist Point. End your day at Fishing Bridge Museum on the shore of Yellowstone Lake.
4. Visit Old Faithful and one other hydrothermal area, such as Norris, West Thumb, or Mammoth Hot Springs.
5. Visit lesser-known features such as Artist Paint Pots south of Norris, Roaring Mountain north of Norris, Terrace Springs near Madison Junction, Firehole Lake Drive in the Lower Geyser Basin, or Natural Bridge near Bridge Bay.

Consider one or two moderate day hikes.

Each major area of the park has several hikes suitable for brief excursions into the wilder side of Yellowstone. Consult the *Dayhike Sampler*, available for 25¢ at visitor centers.

Two or More Days?

- Explore one area of the park in depth.
- Explore one theme, such as geology, in depth. For example, visit Mammoth Hot Springs to see travertine formations and view the sedimentary layers of Mount Everts, drive through glaciated terrain to Tower Fall or the Lamar Valley, then climb Mount Washburn to view the Yellowstone Caldera and evidence of glaciers.

NPS/Peaco

Geysers & Hot Springs

Yellowstone's unparalleled array of hydrothermal features—geysers, hot springs, mudpots, and steam vents—provide evidence of the active volcano beneath our feet. In the 50 miles between Mammoth Hot Springs and Old Faithful, you'll see travertine terraces at Mammoth Hot Springs, acidic features at Norris Geyser Basin, mudpots and geysers at Fountain Paint Pot, giant hot springs at Midway Geyser Basin, plus Biscuit and Black Sand basins near Old Faithful. West Thumb Geyser Basin is 17 miles east of Old Faithful; Mud Volcano is north of Yellowstone Lake.

Grand Canyon

The Grand Canyon of the Yellowstone River extends from south of Canyon Village north to Tower Junction. The most famous and spectacular section, including the Upper and Lower Falls, is seen from overlooks along the North and South Rim roads near the Canyon Village area. The northernmost extent of the canyon is visible from Tower Fall and Calcite Springs overlooks, south of Tower Junction.

For more information:

- consult the official map and guide you received at the entrance station
- consult rangers at the park's visitor centers & information stations
- ask for a free copy of *Tracker* and other handouts about park wildlife
- ask for other free handouts about other park topics
- purchase materials available in the educational bookstores
- stay in touch via www.nps.gov/yell

Highlights

The road between Tower Junction and Canyon Village goes over Dunraven Pass, the highest road in the park at 8,860 feet (2700 m). **Due to road work, the road is closed from Chittenden Road south to Canyon, including the pass.** The road is open from Tower Junction to Chittenden Road and provides access to the Mount Washburn Trail. (Check at a visitor center for road work updates.)

Lake Area

Yellowstone Lake is the largest high elevation lake (above 7,000 feet) in North America. It has 141 miles of shoreline and is more than 400 feet deep. With the Absaroka Mountains as a stunning backdrop, this area offers boating, fishing, hiking, and wildlife viewing, and hydrothermal features. (Fishing and boating require permits; see page 8.) You can visit several historic buildings, view a variety of hydrothermal activity, and see the Yellowstone River flow from the lake on its long journey. Four developed visitor areas lie along the lake's shores: Fishing Bridge, Bridge Bay, Lake Village, and Grant Village.


History

People have been visiting Yellowstone for more than 11,000 years. As recently as the 1800s, Native American tribes crossed the Yellowstone Plateau in search of buffalo, medicinal plants, and other resources. Yellowstone National Park was established in 1872, before any surrounding territories had become states. You can visit a historic sites such as Fishing Bridge Museum, Norris Geyser Basin Museum, Obsidian Cliff, Old Faithful Inn and Historic District, Roosevelt Lodge Historic District, and Fort Yellowstone at Mammoth Hot Springs (you can take a self-guiding tour around the fort). The Old Faithful Inn is 100 years old this year.

Wildlife

Yellowstone is home to a variety and abundance of wildlife unparalleled in the lower 48 states. Please use pullouts when viewing wildlife and remember that the animals are wild. Do not disturb them in any way. You will be rewarded by seeing more of their natural activities and discovering how they live in the wild.

Save On Park Entrance Fees



The National Parks Pass

provides a way to save money when visiting national parks. For one annual fee of \$50, you can enter all National Park System areas. You receive a great value and you also support your favorite national parks. **A full 70% of the proceeds from the sales of passes at Yellowstone**

will go directly to projects that help visitors experience the area. The remaining proceeds go to a national fund that supports projects at any of the national parks in the system. To obtain your pass, stop by one of Yellowstone's entrance stations, or purchase the pass online at www.nationalparks.org or call toll-free: 1-888-GO-PARKS (1-888-467-2757). For an additional \$15, you can upgrade your National Park Pass to a Golden Eagle Pass, which provides admission to all national parks, national wildlife refuges, and other federal fee areas. (*Neither pass is good for user or parking fees, such as at Mount Rushmore.*)

Private, noncommercial automobile	\$20 (7 days, both Yellowstone and Grand Teton)
Individual motorcycle	\$15 (7 days, both parks)
Single entry (foot, bike, ski, etc.)	\$10 (7 days, both parks)
Annual Pass, both parks	\$40 (valid one year from date of purchase)
National Parks Pass	\$50 (valid one year from date of purchase for entrance fees at National Park Service areas)
Golden Eagle Pass	\$65 (valid one year from date of purchase at most federal fee collection areas)
Golden Age Pass	\$10 (one-time fee for lifetime pass—available to those citizens or permanent residents of the U.S. 62 years of age and older)
Golden Access Pass	Free (available to those citizens or permanent residents of the U.S. who have been determined to be blind or permanently disabled)
Remember to keep your admission receipt to re-enter the park.	

Spring 2004

Explore the Park with the Yellowstone Association Institute

The Institute is a nonprofit field school operated in partnership with the National Park Service. For more than 25 years, we have provided visitors with outstanding opportunities to experience Yellowstone in a small group with an expert instructor. To help you make the most of your visit, we offer five types of educational programs in the spring, summer, and fall:

Lodging and Learning is an award-winning series of educational programs based at park hotels. Participants explore the park with an Institute naturalist and return to the hotels for lodging, meals, and evening programs. The following programs are scheduled for spring, summer, and fall:

- Spring Wolf and Bear Discovery—three days observing and learning about wolves and bears during the season when they are most active.
- Yellowstone for Families—four days exploring canyons, waterfalls, and geyser basins, and enjoying activities including wildlife watching, animal tracking, painting, and photography with your children ages 8 to 12.
- Trails Through Yellowstone—five days of interpretive hikes in diverse landscapes from the geyser basins around Old Faithful to the Grand Canyon of the Yellowstone River.
- Fall Wolf and Elk Discovery—three days learning about Yellowstone's marquee predator and prey species during the elk mating season.
- Roosevelt Rendezvous—four days in your own cabin at Roosevelt Lodge, with a daily selection of field trips for a variety of interests and ability levels.

Field Seminars are short courses that provide a closer look at specific subjects, from nature writing to wolf biology. College professors, research scientists, park staff, and other experts teach these programs. Most courses last from one to four days and are limited to 13 participants. Many courses are based at the Institute's Buffalo Ranch Field Campus in the Lamar Valley.

Backcountry Courses are wilderness experiences that allow participants to backpack to remote areas of the park under the guidance of professional outdoor leaders. For some courses, a guest expert accompanies the group and teaches about a specific subject such as bear management or park history. Courses last from four to nine days and are limited to eight participants.

Personal Ed-Ventures are private natural history tours designed for families and other small groups. An Institute wildlife biologist will provide an eight-hour introduction to the diverse and abundant wildlife of Yellowstone's northern range. A flat fee of \$350 for up to ten people includes instruction, in-park transportation, and the use of professional spotting scopes.

Group Programs are field-based educational programs for your college, environmental organization, or other group of ten or more people. These programs are available year-round.

To obtain information or register for a course, contact the Institute registrar at 307-344-2294 or registrar@yellowstoneassociation.org. Complete information for all Institute programs is available on our website at www.yellowstoneassociation.org.

School-Based Programs for Children

Camp Wildness

A high school field camp has recently begun in Yellowstone. This program allows students to engage in scientific research in the park. For more information, write: Education Specialist, P.O. Box 168, Yellowstone National Park, WY 82190.

Expedition! Yellowstone

Fourth through eighth grade classes are eligible to participate in Yellowstone's residential education program, *Expedition: Yellowstone!* A nominal fee is charged and qualifying students may be eligible for scholarships funded through the Yellowstone Park Foundation. For more information, write: Expedition: Yellowstone! Coordinator, P.O. Box 168, Yellowstone National Park, WY 82190

graphic removed for faster loading

Windows Into Wonderland's Electronic Field Trips

Attention middle school students! Climb aboard our electronic bus and look through its *Windows Into Wonderland!* Your passport to adventure is www.windowsintowonderland.org.

"Zooming in on Hayden Valley" and "To Eat or Be Eaten," the newest in a series of electronic field trips (or eTrips), bring Yellowstone directly into the world's schools and homes. Both trips are a part of the *Eyes on Yellowstone* program. *Eyes on Yellowstone* is made possible by Canon and represents the largest corporate donation for wildlife conservation in Yellowstone National Park.

Zoom in on the park's Hayden Valley with rangers from the Intergalactic Park Service as they explore its unique natural history, vegetation, and wildlife. Hazard a peek at the Yellowstone Hotspot, venture into a volcanic caldera, study soils, learn about the life forms—and do it all through the eyes of aliens from the Planet Zlorc.

Then join the Yellowstone Ministry of Mysteries for a "Who-Done-It" experience. Eavesdrop on a special

sleuthing team as it examines the disappearance of an elk in the park. Discover who is eating and who's being eaten in the wild. Learn about predator-prey relationships and tracking techniques as the investigators snoop for clues in the forms of disturbed ground, bones, prints, radio and GPS collars, and blood stains.

Journey through earlier eTrips and explore Yellowstone's history, fire ecology, wolves, bears, art, and trumpeter swans. Stay tuned for "Windows into Life in Extreme Environments," premiering fall 2004 and funded by the National Science Foundation and Montana State University's Thermal Biology Institute.

Tell your teachers to extend your online experiences by using the lesson plans for each eTrip. Although geared for students your age, *Windows Into Wonderland* is exciting for everyone. Registration is free to all, so be sure to help us spread the word.

New Visitor Education Center Will Provide Learning Activities for the Whole Family

Did you know that Yellowstone has more than 10,000 geysers, hot springs, mudpots and fumaroles—more than the rest of the world combined? Or that Yellowstone was formed by a gigantic volcanic eruption 640,000 years ago? Were you aware that there are millions of microscopic organisms, called thermophiles, living in Yellowstone's hot springs that could eventually help scientists determine if life ever existed on Mars? These remarkable resources and values of Yellowstone National Park will form the centerpiece of a new visitor education center planned near Old Faithful Geyser.

The new visitor education center will be built with a combination of public and private funds. Private fundraising for this project is being led by the Yellowstone Park Foundation, which hopes to raise the full \$15 million of private funds needed for the project by the end of 2004. Many corporations and foundations have already contributed generously to this monumental campaign, including Unilever, ConocoPhillips, The Coca-Cola Company, General Electric, and the National Science Foundation. Together, these public-spirited organizations have raised over \$13 million toward the goal.

An additional challenge grant of \$650,000 from the Kresge Foundation stipulates that the Yellowstone Park Foundation must raise all remaining funds for the project by the end of 2004 in order to receive the grant. In an effort to meet this challenge, the Yellowstone Park Foundation is turning to members of the general public for help, and is welcoming donations of all sizes.

Now everyone has the opportunity to join this effort and become part of a lasting legacy in Yellowstone. To contribute to the Old Faithful Visitor Education Center, please contact the Yellowstone Park Foundation: 222 East Main Street, Suite 301, Bozeman, MT 59715; 406-586-6303; www.yfp.org, or complete and mail the coupon on page 10.

How Faithful Is Old Faithful?

Spring 2004

Many myths exist about Old Faithful, the world’s most famous geyser (shown at left). The lists below can help you sort the facts from myths.

Myths

- ✗ No one can predict Old Faithful anymore.
- ✗ It is so predictable, you can set your watch by its eruption.
- ✗ It is the only geyser that can be predicted.
- ✗ It is the most predictable geyser.
- ✗ It erupts every hour on the hour.
- ✗ Its eruption is not as high as it used to be.
- ✗ Its eruption lasts less time than it used to.
- ✗ Park rangers can control the eruption of Old Faithful.

Facts

- ✓ Its eruption length and height, and the time between eruptions varies from day to day and year to year.
- ✓ As of July 2003, the eruption lasts 1½ to 5 minutes; the average interval between eruptions is 92 minutes.
- ✓ Old Faithful’s height ranges from 106 feet to more than 180 feet, averaging 130 feet.
- ✓ Its average eruption length, height, and interval will change again—often as a result of an earthquake.
- ✓ 3,700 to 8,400 gallons of water are expelled per eruption, depending on the length of eruption.
- ✓ Just prior to eruption, water temperature at the vent is 204°F (95.6°C).
- ✓ It’s one of more than 300 geysers in Yellowstone.
- ✓ Old Faithful is a cone geyser, a type of geyser that usually erupts in a narrow jet of water from a cone. Fountain geysers, such as Grand (also in the Upper Geyser Basin), generally shoot water out in various directions from a pool.

Geysers are dynamic and constantly evolving. They respond to small, natural changes in their plumbing systems, water temperature, dissolved gas and mineral content of thermal water, amount of water, amount of heat, changes in pressure, and other factors. Geysers are also affected by natural events in Yellowstone such as frequent earthquakes.

The average interval between Old Faithful’s eruptions increased after the 1959 Hebgen Lake Earthquake, centered 12 miles northwest of the park’s west entrance. It increased again after the 1983 Borah Peak Earthquake, centered in Idaho. In 1998, another small earthquake lengthened the interval again; later, a swarm of earthquakes further increased the interval.

Occasionally, waiting for Old Faithful’s eruptions can stretch beyond the predicted time. Think of it this way: you’ve got time now to meet other visitors, read about the park, or take a much-needed rest. So relax and enjoy the time you spend with the world’s most famous geyser.

Photos from NPS collections

How Geysers Work

Geysers are hot springs with narrow spaces in their plumbing, usually near the surface. These constrictions prevent water from circulating freely to the surface where heat would escape. The deepest circulating water can exceed the surface boiling point (199°F/93°C). The surrounding pressure also increases with depth, much as it does with depth in the ocean. Increased pressure exerted by the enormous weight of the overlying rock and water prevents the water from vaporizing. As the water rises, steam forms. Bubbling upward, steam expands as it nears the top of the water column until the bubbles are too large and numerous to pass freely through the constrictions. At a critical point, the confined bubbles actually lift the water above, causing the geyser to splash or overflow. This decreases pressure on the system, and violent boiling results. Tremendous amounts of steam force water out of the vent, and the eruption begins. Water is expelled faster than it can enter the geyser’s plumbing system, and the heat and pressure gradually decrease. The eruption stops when the water reservoir is exhausted or when the gas bubbles diminish enough to be able to rise without ejecting the water.

Riverside Geyser erupts on a fairly regular interval of once every 5.5 to 6.5 hours.

graphic removed for faster loading

About Norris Geyser Basin

Norris is the hottest and most seismically active geyser basin in Yellowstone. It lies at the junction of three major faults in the Earth’s crust, two of which intersect the giant ring fractures created by the last major eruption of the Yellowstone volcano some 640,000 years ago. Earthquakes and other geologic phenomena associated with these faults are responsible for many of the dramatic changes occurring here.

During 2003, the Back Basin was especially active.

- ◆ Steamboat Geyser, the world’s tallest active geyser, erupted three times
- ◆ Porkchop Geyser, dormant since it exploded in 1989, erupted in July
- ◆ Ground temperatures soared to 200°F (93°C), the boiling temperature for water at this elevation

Expect some trails and boardwalks to be closed in the Back Basin, depending on the ground temperature and other conditions. Even so, you can probably view the activity from the hill above and may be able to walk to Steamboat and Echinus geysers.

Anniversary Events

Anniversary Weekend, May 7-9

Grand Opening Celebration

Friday, May 7, 11 AM
Lobby of the Inn
Following the opening ceremony, enjoy cake and period music.

Xanterra Heritage Days

Friday, Saturday, Sunday
Vicinity of the Inn
Special programs, exhibits, and activities. Details at the Old Faithful Inn.

Tuesday, June 1

U.S. Postal Pictorial Cancellation Stamp

Lobby of the Inn
1-4 PM
To celebrate the actual day of opening, join the Old Faithful Post Office staff for a pictorial stamp cancellation.

June 19-20 August 28-29

Xanterra Heritage Days

All weekend
Vicinity of the Inn
Special programs and activities. Details at the Old Faithful Inn.

All Summer

Interpretive Programs

Old Faithful Inn
Explore Old Faithful Inn with a costumed tour guide from Xanterra Parks and Resorts.

Old Faithful Area
Explore Old Faithful's astounding hydrothermal resources with a National Park Service interpretive ranger. Details at the Old Faithful Visitor Center.

graphic removed for faster loading

The story of Old Faithful Inn's first one hundred years is riddled with talent, hard work, and gratitude. . . .

Since June 1904, pilgrims to the world's first national park have relaxed and reveled in Old Faithful Inn's simple luxuries after the day's exploration has revealed mysteries and evoked wonder. It is a great comfort to dream of days gone by from a balcony settee or rocking chair scooted up to the secure glow of the Inn's fireplace. Old Faithful Inn's stature, dignity, and pioneer feel transport the mind's eye back to an earlier, simpler time, linking today's guests with those of yesterday.

Old Faithful Inn is keeper of its secrets. Her wooden walls and floors sometimes creak and groan like lodge-pole pines swaying in a Yellowstone breeze. Perhaps she will speak to you if you stop and listen with care.

Inn tour guide Betty Hardy said it well, "The Inn is a building of history and a building of mystery." Historians hope to uncover more of these mysteries of the Inn, but perhaps it is these untold stories that draw people to the bosom of the historical hotel.

From *Old Faithful Inn: Crown Jewel of National Park Lodges*, ©2004 by Karen Wildung Reinhart and Jeff Henry

graphic removed for faster loading

The Inn's spacious lobby and huge fireplaces invoke awe at first but also provide cozy spaces for relaxation for guests and other visitors.

Architect of the Inn and of Park Tradition

Architect Robert Reamer (left) brought a different vision with him to Yellowstone and to the Old Faithful Inn. He believed it was possible to create a structure that would appear to have grown out of its surroundings, a structure inside and out that would seem to be an extension of the wilderness. At the same time, he believed that a hotel such as this could provide all the modern conveniences that any world-class hotel offered. He believed that hotel guests could feel completely secure while at the same time feel connected to the wilderness outside.

His vision, as embodied in the Old Faithful Inn, was part of a revolution in architecture in national parks that has continued to this day. This style of architecture, where the building is designed to fit into the landscape, is called "rustic architecture" or "parkitecture."

While building the Canyon Hotel in Yellowstone, Reamer said:

To be at discord with the landscape would be almost a crime. To try to improve upon it would be an impertinence.

graphics removed for faster loading

Reamer also designed a grand hotel at Canyon (above), which burned in 1960. He renovated the Lake Hotel (left), adding architectural details.

About the Inn

- ◆ The builders obtained materials from within the park—*something that is no longer allowed*. They used lodgepole pines inside, volcanic rock for fireplaces, and obsidian sand in the concrete
- ◆ In 1904, the Inn had 140 guest rooms; today it has 327
- ◆ The lobby is six stories high
- ◆ The Inn's original door key resides in the park's museum collection, one of almost 3,000 museum items related to the Inn
- ◆ The lobby rafters have been cleaned by people using climbing gear, housekeepers using long knotted strings of sheets, and by compressed air
- ◆ Approximately 350 employees work at the Inn each year
- ◆ Movie and TV stars who have stayed at the Inn include Henry Fonda, Vincent Price, the Three Stooges, Roy Rogers and Dale Evans, Michael J. Fox, and Jason Alexander
- ◆ Many U.S. Presidents have stayed at the Inn, including Warren G. Harding, Calvin Coolidge, Franklin D. Roosevelt, Gerald Ford, Jimmy Carter, and Bill Clinton

Photos from NPS collections; Canyon postcard (by Haynes) from a private collection

Campgrounds

	Dates	Fees	Sites	Elev (ft)	Features
Bridge Bay*	5/28–9/19	\$18	432	7,800	A, F, DS, G
Canyon*	6/11–9/12	\$18	272	7,900	A, F, S/L, G
Fishing Bridge RV*	5/21–10/3	\$32	346	7,800	F, S/L, DS, G
Grant Village*	6/21–10/3	\$18	425	7,800	A, F, S/L, DS, G
Madison*	5/7–10/31	\$18	277	6,800	A, F, DS, G
Indian Creek	6/11–9/20	\$12	75	7,300	V
Lewis Lake	6/18–11/7	\$12	85	7,800	V
Mammoth	All year	\$14	85	6,200	A, F, G
Norris	5/21–9/27	\$14	116	7,500	F, G
Pebble Creek	6/4–9/27	\$12	36	6,900	V
Slough Creek	5/28–10/31	\$12	29	6,250	V
Tower Fall	5/21–9/27	\$12	32	6,600	V
*Sites you can reserve; price doesn't include tax.	A Accessible sites available F Flush toilets V Vault toilets			S/L Pay showers/laundry nearby DS Dump station G Generators OK 8 AM–8 PM	

Discounts

Holders of Golden Age and Golden Access passes receive approximately a 50% discount on camping fees, except at Fishing Bridge RV Park, where no discounts apply.

Group Camping

Group camping is available at Madison, Grant, and Bridge Bay from late May through closing date for organized groups with a designated leader such as youth or educational groups. Fees range from

\$47–77 per night, depending on group size. Reservations are required and can be made by writing Xanterra Parks & Resorts, P.O. Box 165, YNP, WY 82190 or by calling 307-344-7311.

Camp Smart and Stay Safe

First-Come, First-Served

Seven campgrounds are operated by the National Park Service: Indian Creek, Lewis Lake, Mammoth, Norris, Pebble Creek, Slough Creek, and Tower Fall. You cannot reserve these sites.

Reservations

You can reserve a site at the five campgrounds operated by Xanterra Parks & Resorts, indicated by * on the chart at left. For same-day reservations, call 307-344-7901 or ask at lodging activities desks. For future reservations, call 307-344-7311 or write Xanterra Parks & Resorts, P.O. Box 165, YNP, WY 82190; www.TravelYellowstone.com. Fishing Bridge RV Park is for hard-sided vehicles only (no tents or tent trailers are allowed).

Camping Rules

Camping or overnight vehicle parking in pull-outs, parking areas, picnic grounds, or any place other than a designated campground are not permitted, and there are no overflow camping facilities. Camping is often available in neighboring communities and public lands outside the park.

Camping is limited to 14 days between June 15 and September 15 and to 30 days the rest of the year; there is no limit at Fishing Bridge RV Park. Check-out time for all campgrounds is 10 AM.

WARNING: Food & Odors Attract Bears

The future of bears and the safety of you and others depends on you. The following items—new, clean, dirty, empty, or full—may not be left outside, in tents, or in tent trailers

at any time, day or night, unless in immediate use: water & beverage containers cooking, eating, drinking utensils stoves & grills coolers & ice chests trash food cosmetics & toiletries pet food & bowls pails, buckets, & wash basins

Quiet Hours

Each visitor deserves the opportunity to hear the natural sounds of this beautiful environment. Respect the rights of other campers and comply with the law by adhering to quiet hours, 8 PM–8 AM (10 PM–7 AM at Fishing Bridge RV Park). No generators, loud audio devices, or other noise disturbances will be allowed during this time. Generators are only permitted in six campgrounds (see chart at left) and the Fishing Bridge RV Park.

Permits and Fees

Permits

Fishing You must have a permit to fish in Yellowstone. Anglers 16 years of age and older are required to purchase a permit: 3 days—\$15; 7 days—\$20; annual—\$35. Anglers 12–15 years of age are required to obtain a non-fee permit; those 11 years and younger may fish without a permit but must be supervised by an adult who knows the regulations. Permits are available at all ranger stations, visitor centers, and Yellowstone General Stores. **State fishing licenses are not valid in Yellowstone National Park. If you catch a lake trout in Yellowstone Lake or its tributaries—including the Yellowstone River—you must kill the fish.**

Boats & Float Tubes Permits are required for using boats and float tubes; few park waters are open to them. Obtain a permit in person for boats and float tubes from the following locations: South Entrance, Grant Village Backcountry Office, and Bridge Bay Ranger Station. Non-motorized boating permits only are available at the Canyon, Mammoth, and Old Faithful backcountry offices, Bechler Ranger Station, and West and Northeast Entrances. You must have a Coast Guard approved “wearable” personal flotation device for each person on board.

Fishing Season

Yellowstone’s fishing season generally begins on the Saturday of Memorial Day weekend and continues through the first Sunday of November. **Exceptions:** Yellowstone Lake opens June 15; Yellowstone Lake’s tributary streams open July 15; Yellowstone River and its tributaries between Canyon and Yellowstone Lake open July 15. Refer to park fishing regulations or the park

website for additional information: www.nps.gov/yell/planvisit/todo/fishing/index.htm

Fishing Regulations

Park fishing regulations are available at all ranger stations, visitor centers, or general stores.

In Yellowstone, wildlife takes precedence over humans as consumers of fish. All fish are wild (there is no stocking), so sufficient adult fish must remain to reproduce and maintain populations and to assure genetic diversity. These facts require both a philosophical and literal distinction between recreational angling and consuming fish. In Yellowstone, angling is based on fishing for native species of wild trout in a natural setting.

Fishing regulations in Yellowstone National Park have evolved as ongoing research reveals population trends and interrelationships with the rest of the Yellowstone ecosystem. Increasing numbers of anglers have also influenced the development of regulations by their impact on certain species and aquatic habitats. As of 2001, you must release all native sport fish: cutthroat trout, Arctic grayling, and mountain whitefish.

Non-Toxic Fishing

Yellowstone National Park has implemented a fishing program using non-toxic tackle. Fishing tackle such as leaded split-shot sinkers, weighted jigs (lead molded to a hook), and soft lead-weighted ribbons for nymph fishing, are no longer allowed. Only non-toxic alternatives are allowed to accompany these types of fishing tackle. For more information, contact the Yellowstone Center for Resources, P.O. Box 168, Yellowstone National Park, WY 82190.

graphic removed for faster loading

Spring 2004

Your safety is not guaranteed. Approximately 1,000 miles (1,609 km) of trails are available for hiking in Yellowstone's backcountry. Visiting wilderness means experiencing the land on its terms. If you choose to explore and enjoy the natural wonders of Yellowstone, be prepared for any situation. Read these rules and guidelines and consult a ranger before your trip.

Backcountry Rules

Always talk to a park ranger before you begin an overnight trip.

Permits & Reservations

Permits are not required for day hiking, but hikers are encouraged to check in at a ranger station for vital safety information. Backcountry use permits are required for all overnight trips and must be obtained in person at a ranger station not more than 48 hours in advance of the first date of the trip. Campers may reserve campsites for future trips in person or by mail for a \$20 fee. To make reservations, check at a ranger station or write the Backcountry Office, P.O. Box 168, YNP, WY 82190.

For safety and resource concerns, especially regarding bears, camping is allowed in designated campsites only. Each campsite has limits for the number of people and stock allowed. The maximum stay at any single campsite varies from 1 to 3 nights. To obtain detailed information, check at a ranger station.

Prohibited

Firearms, weapons, pets, traps and nets, motorized equipment, and any type of wheeled vehicle (except wheelchairs) are prohibited in the backcountry. Wheelchairs and some types of service animals are allowed. Due to personal safety concerns, please contact the backcountry office for further information before taking a wheelchair or service animal into the backcountry.

Campfires

Campfires are permitted only in established fire pits. Burn only dead-and-down wood. Wood and ground fires are not allowed in some camp-

sites. Your fire must be attended at all times and be completely extinguished before you leave.

Pack It In—Pack It Out

You must carry all refuse out of the backcountry, including items partly burned in fire pits (foil, tin, glass, etc.).

Sanitation

Bury human waste 6 to 8 inches (15–20 cm) below ground and a minimum of 100 feet (30 m) from water. Dispose of waste water at least 100 feet (30 m) from water or a campsite. Do not pollute lakes, ponds, rivers, or streams by washing yourself, clothing, or dishes in them.

Should You Drink the Water?

Even though clear lake and stream water may look, smell, and taste good, Giardia and other bacterial contaminants may be present. Drinking untreated water may lead to intestinal infection. Before drinking water from lakes and streams, either filter it with a good commercial filter, treat it with a chemical treatment such as iodine or chlorine, or boil it at least one minute. Never drink water from a hot spring.

Weather

Yellowstone's weather is unpredictable. A sunny warm day may become fiercely stormy with wind, rain, sleet, and, sometimes snow. Lightning is common; get off water or beaches and stay away from ridges, exposed places, and isolated trees.

Without adequate clothing and gear, an easy day hike or boat trip can turn into a battle for survival. Exposure to wind, rain, or cold can result

in hypothermia. This rapid loss of body heat can cause death if not treated. Early warning signs include shivering, slurred speech, memory lapses, drowsiness, and exhaustion. Cold water is a special hazard to anglers and boaters. Get into dry clothes and drink warm fluids at the first signs of hypothermia.

Stock Use

Overnight stock (horses, mules, burros, and llamas) use is not permitted prior to July 1 due to forage conditions and/or wet trail conditions. Horses are not allowed in front country campgrounds. **All equine stock crossing a state line while in the park must have proof of a negative Coggins test dated within the last 12 months.**

Stream Crossings

Fording a stream can be hazardous, especially during spring snowmelt or high water. Check at local ranger stations for current trail and stream conditions.

Falling Trees

Avoid areas with large numbers of dead trees (snags), which may suddenly fall—especially on windy days.

Trails

Trail conditions are highly variable. Some can be dry, while others are muddy or blocked by high river crossings or snow. Some are closed to stock. Check at a visitor center or backcountry office for current trail conditions.

Orange metal tags on trees and posts mark trails, but may be sparse in some areas. Off-trail travel is difficult because of the terrain and the number of downed trees. Carry a map and compass, and know how to use both.

graphic removed for faster loading

Electric Peak dominates the northwest corner of the park, an area of challenging trails and abundant wildlife—including grizzlies. For a safe hike in this area, your group should include four or more people, inquire about conditions at the Mammoth Hot Springs Backcountry Office, and follow the precautions below.

NPS /Peaco

Hiking & Camping in Bear Country

Although the risk of an encounter with a bear is low, your safety is not guaranteed. Minimize your risks by following the guidelines below.

A Fed Bear Is a Dead Bear

Do not leave packs containing food unattended, even for a few minutes. Do not drop your pack if a bear is close by (see below). Allowing a bear to obtain human food even once often results in the bear becoming aggressive about obtaining such food in the future. Aggressive bears present a threat to human safety and eventually may be destroyed or removed from the park.

While Hiking

Make bears aware of your presence on trails by making loud noises, shouting, or singing. Hike in groups and use caution where vision is obstructed. Do not hike after dark. Avoid carcasses; bears often defend this source of food.

If You Encounter a Bear

Do not run. Bears can run 30 mph (48 kph), or 44 feet/second (13 m/second), which is faster than Olympic sprinters. Running may elicit an attack from an otherwise non-aggressive bear. If the bear is unaware of you, keep out of sight and detour behind and downwind of the bear. If the bear is aware of you and is nearby but has not acted aggressively, slowly back away.

Do not drop your pack! This teaches bears a way to obtain human foods and often means the bear must be removed.

Tree climbing to avoid bears is popular advice, but not practical in many circumstances. All black bears, all grizzly cubs, and some adult

grizzlies can climb trees. Plus, running to a tree may provoke an otherwise uncertain bear to chase you.

If a Bear Approaches or Charges You

Do not run. Some bears will bluff their way out of a threatening situation by charging, then veering off or stopping abruptly at the last second. Bear experts generally recommend standing still until the bear stops and then slowly backing away. If you are attacked, try to lie on the ground completely flat on your stomach. Spread your legs and clasp your hands over the back of your neck. Do not drop your pack!

When Camping

Never camp in an area that has obvious evidence of bear activity such as digging, tracks, scat, or where animal carcasses are present.

Odors attract bears. Avoid carrying or cooking odorous foods or other products. Keep a clean camp; do not cook or store food in your tent. All food, garbage, or other odorous items used for preparing or cooking food must be secured from bears. Hang all such items at least 10 feet (3 m) above the ground and at least 4 feet (1.2 m) out from tree trunks. Treat all odorous products such as soap, deodorant, or toiletries in the same manner as food.

Sleep a minimum of 100 yards (91m) from where you hang, cook, and eat your food. Keep your sleeping gear clean and free of food odor. Don't sleep in the same clothes worn while cooking and eating; hang those clothes in plastic bags.

Spring 2004

You Can Help Preserve and Protect Yellowstone

In our increasingly crowded and developed world, Yellowstone National Park provides a source of refuge and renewal for those who enter its quiet places. The park's magnificent wilderness areas offer a glimpse of what our continent was like when humans first gazed in wonder upon its steaming geysers, thundering waterfalls, and abundant wildlife. However, Yellowstone exists today only because generations who came before us understood its value and made its preservation a priority.

Because so many visitors who love Yellowstone want to help ensure that it stands wild and unimpaired for our future, two separate organizations have been established. The Yellowstone Park Foundation and the Yellowstone Association work in partnership with the National Park Service and each other to provide a means for visitors to contribute to Yellowstone's preservation. Please help us protect and preserve this national treasure. Your contribution to either organization will designate you as a true friend of Yellowstone; contributors of \$1,000 or more will have their names displayed on the park's Honor Wall at Old Faithful, receiving special recognition as stewards and benefactors of Yellowstone National Park. Yellowstone will exist tomorrow as one of America's most treasured places only if our generation understands its value and makes its preservation our priority.



Yellowstone Park Foundation

The Yellowstone Park Foundation was founded in 1996 to help address Yellowstone's growing needs and shrinking federal budgets. The Foundation's mission is to fund projects and programs that protect, preserve, and enhance Yellowstone National Park, today and for future generations.

With the help of generous donations from individuals, foundations, and corporations, the Yellowstone Park Foundation has successfully funded more than 85 projects that directly enhance your family's visit to Yellowstone. Examples include wildlife conservation, trail reconstruction, and new educational exhibits. But there is so much more to do.

Now, more than ever, Yellowstone needs your help!

Please join us in protecting the wonders and wildlife of Yellowstone. With a donation of \$25 or more, you will become a Friend of Yellowstone.

Once you are a Friend of Yellowstone, you'll receive our semiannual newsletters and annual report, keeping you up-to-date on how your contribution is making a difference in Yellowstone. You will also be recognized in the Honor Book at Old Faithful for one year.

Please complete and mail the coupon below. You can also learn more about the Yellowstone Park Foundation and donate online at www.ypf.org.

YES! I Want to be a Friend of Yellowstone National Park.

Enclosed is my tax-deductible donation of:

☐ \$25 ☐ \$50 ☐ \$100 ☐ \$500 ☐ \$1,000 ☐ Other _____

NAME _____

ADDRESS _____

TELEPHONE _____

E-MAIL _____

☐ Enclosed is my check. Please make check payable to the Yellowstone Park Foundation.

☐ Please charge my credit card (choose one): ☐ MasterCard ☐ Visa

CREDIT CARD NUMBER _____

EXP. DATE _____

☐ I want to help, but do not want to receive a thank-you gift for my donation of \$50 or more.

Mail donations to: The Yellowstone Park Foundation
222 East Main St., Suite 301, Bozeman, MT 59715 • 406.586.6303
www.ypf.org

Yellowstone Association

Educating park visitors since 1933


*Come forth into the light of things,
Let nature be your teacher.*

— WILLIAM WORDSWORTH

We are just the guides. Yellowstone is the teacher.
Join us to learn more about Yellowstone National Park.

Discover Yellowstone through our  Institute for a day or a week...
call (307) 344-2294

Purchase educational products at our stores located at park visitor centers
or online at www.YellowstoneAssociation.org

 Join the Association and receive information about the park throughout
the year as well as a **discount** on store purchases.



Yellowstone Association
P.O. Box 117, Yellowstone National Park, WY 82190 (307) 344-2293
www.YellowstoneAssociation.org

Bison Management

Yellowstone's bison are wild and they do not recognize political boundaries. However, a group of cooperating agencies have agreed to more intensively manage bison that leave the park because some bison carry the disease brucellosis. These agencies are committed to reducing the possibility of bison transmitting the disease to domestic livestock.

A bison management plan, agreed to by federal and state agencies, has been in effect since December 2000. The plan is founded on the principle of adaptive management and provides the agencies opportunity to gain knowledge and experience before proceeding to the successive steps. The biggest challenge is learning if bison and cattle can be separated successfully outside the park. To meet this challenge, the plan calls for phasing in greater tolerance of bison during winter in special management areas outside Yellowstone National Park. The adaptive management principle allows refinement of the plan as managers and scientists learn more about brucellosis, bison, cattle, and their management.

The Park's Objectives

- ◆ Maintain a wild, free-ranging population of bison plus its genetic integrity and its ecological function in the Yellowstone area (providing food for predators and scavengers, grazing on Yellowstone's grasslands).
- ◆ Address the risk of brucellosis transmission to protect the economic interest and viability of Montana's livestock industry.

Plan Highlights

- ◆ Establish special management areas outside the park where bison will be allowed during winter when cattle are not present.
- ◆ Vaccinate bison with a safe and effective vaccine.
- ◆ Vaccinate and monitor cattle in specific areas near Yellowstone National Park.
- ◆ Haze bison onto appropriate public lands during winter or back into the park in the spring to keep bison separated from cattle.
- ◆ Adapt the plan as more knowledge and experience is acquired about the management of brucellosis, bison, and cattle.

You can view the federal Record of Decision at www.planning.nps.gov/document/yellbisonrod.pdf or you can request a copy of the plan by calling the park at 307-344-2207.

Winter Use

Yellowstone National Park will be open in the winter. For more information, check the park's official website, www.nps.gov/yell. For lodging and activity reservations, call Xanterra Parks & Resorts, 307-344-7311.

The Greening of Yellowstone

Greening Yellowstone

Transportation: The Park fleet runs on a variety of alternative fuels, including 100% biodiesel. These fuels substantially reduce exhaust emissions. A ride-share program is available for employees living in neighboring communities. The Park also supports research on reducing snowmobile emissions and encourages the use of cleaner lube oils.

Plastic Lumber: Decaying wood boardwalks are being replaced with lumber made from recycled plastic, which lasts twice as long as wood.

Recycling: The Park recycles hundreds of tons of paper, glass, steel, aluminum, plastic, and cardboard each year, which saves thousands of dollars in landfill fees and expands collection and marketing opportunities with neighboring counties.

Cleaning: The Park eliminated cleaning products that could be harmful to employees or the environment and replaced them with equally effective, environment-friendly products.

Energy Conservation: The Park has retrofitted many buildings to be more energy efficient. Photovoltaics, or cells converting sunlight into electricity, have been installed at some remote locations.

Greening Your Home

- ➔ Bike, walk and car pool whenever possible. Keep your automobile properly tuned to reduce air pollution. Purchase ethanol-blended fuels. (Now available in Yellowstone and Grand Teton National Parks!)
- ➔ Recycle plastics and help your community develop a plastics recovery program. Buy plastic lumber for your deck project.
- ➔ Encourage businesses, schools, and your community to develop other recycling programs; buy recycled products and products that you can recycle; buy large quantities to reduce package waste.
- ➔ Read and understand labels. Purchase only products that protect human health and are safe for the environment.
- ➔ List home energy-savers (such as turning down thermostat) and put these into action.

*What You Can Recycle in Yellowstone:
glass, cans, paper, cardboard, #1 plastic, and magazines*

Look in campgrounds and some parking areas for a row of large brown metal containers marked with the recycling symbol.

"Green" Buildings

graphic removed for faster loading

Yellowstone's Heritage and Research Center, near the North Entrance, will open in late 2004

Yellowstone National Park strives to incorporate environmentally-sound design and materials in renovations and new buildings. A prime example will be opening later this year—the Heritage and Research Center.

Design features include placing museum collection and storage rooms on the cooler north side of the building where less natural light will enter. Offices, walkways, and the library are on the south side and top floor to use natural light more than artificial light. Similarly, the corridors

along the south side are designed to collect solar heat, which will be circulated through the building as needed.

The materials of the building—cement, ceramic tiles, carpeting, and acoustic ceiling tiles—contain partial or total recycled content.

The Canyon Visitor Center, which is undergoing renovation now, and the proposed Old Faithful Visitor Education Center also will be "green" buildings.

For more information

www.nps.gov/yell ◆ *Yellowstone Resources & Issues 2003* (available on the park's website, or for purchase at park visitor centers or at www.yellowstoneassociation.org) ◆ Xanterra Parks & Resorts: 307-344-7311

Ecologix: Xanterra's Environmental Commitment

Believing that sound and profitable business practices go hand-in-hand with serious environmental initiatives without eroding either priority, concessioner Xanterra Parks & Resorts, has formalized and enhanced its environmental program.

Called "Ecologix, Xanterra's Environmental Commitment," the multi-faceted Environmental Management System is rooted in Xanterra's long-held belief that all business decisions must balance economic viability with ecological responsibility.

"When you are privileged to live and work in some of the most beautiful places on earth as we are, we as a company must do everything we can to protect those places," said Chris Lane, director of environmental affairs for Xanterra Parks & Resorts. "Ecologix unifies all of our operations, providing guidance for our company and its employees for integrating increased environmental performance while maintaining economically sound business practices."

Ecologix is designed to ensure that Xanterra embraces the following unifying commitments:

- Continual improvement of the environmental performance of all operations
- Compliance with all environmental regulations and policies
- Incorporation of the best management practices into all operations, using pollution prevention and

environmental sustainability strategies as core objectives

- Flexibility to respond to community and property environmental priorities

In addition to an extensive recycling program, Xanterra-Yellowstone's environmental efforts range from a conversion to cleaner burning 4-stroke motors on its rental boats and snowmobiles to offering sustainable cuisine in its restaurants. "We're making great strides," noted Jim McCaleb, General Manager of Xanterra's Yellowstone National Park Lodges. "For example, our ongoing conversion to compact fluorescent lighting in our facilities so far represents the equivalent of removing 600 cars from the road for a year."

Xanterra has been widely recognized for its environmental initiatives and programs. Xanterra recently released its 2003 Sustainability Report, the first-ever by a national park concessioner. The company received the 2002 Environmental Achievement Award from the Region 9 Office of the Environmental Protection Agency in recognition of its advocacy efforts in Death Valley and Grand Canyon national parks. Xanterra also received consecutive Department of Interior Environmental Achievement Awards in 2001 and 2002 and the 2001 Travel Industry Association's Odyssey Award in the "Environment" category. It was the only national park concessioner and one of only 13 winners in the country to receive the DOI award in 2001.

IMPORTANT PHONE NUMBERS

EMERGENCY: 911

Lodging, dining, camping, activities: 307-344-7311 or TDD 307-344-5395

Park Information: 307-344-7381

YOUR FEE DOLLARS AT WORK

In 1996, Congress authorized a pilot fee program to demonstrate the feasibility of spreading some of the costs of managing public lands among those who use them. Yellowstone and Grand Teton are among the National Park Service units that participate in this pilot fee program. The additional funds generated by the fee increase are being used for projects that the parks have been unable to fund through yearly Congressional allocations.

Entrance and campground fees are dedicated to projects that increase the quality of the visitor experience and enhance the protection of park resources. Projects underway include a major renovation of Canyon Visitor Center including the development of new geology exhibits, campground and amphitheater upgrades, preservation of rare documents, and studies on bison.



Yellowstone Park Service Stations has been serving Yellowstone visitors since 1947. We offer quality petroleum products at seven service stations located throughout Yellowstone. See page 15 for dates of operation for YPSS stations.

Tires • Batteries • Automobile Accessories

LP Gas is available at Fishing Bridge and Grant Village. Towing and repair services are available at Old Faithful, Grant Village, Fishing Bridge, and Canyon.

Conoco, Master Card, Visa, Discover, and American Express credit cards are accepted.

YPSS Celebrates Yellowstone Explorers of Yesteryear and Today

One of the most interesting visitors to the Yellowstone area in 1865 was Father Francis Xavier Kuppens, a Belgian priest of the Jesuit Order, who offered this recollection 32 years later:

About the years 1865-66 I was stationed at the old Mission of St. Peter's on the Missouri River near the mouth of Sun River. A great part of that winter and spring I spent with the Pigeon [Piegan] Indians roaming from place to place south . . . It was while leading this nomad life that I first heard of the Yellowstone. Many an evening in the tent of Baptiste Champagne or Chief Big Lake the conversation, what little there was of it, turned on the beauties of that wonderful spot. I do not know that the narrator always adhered strictly to facts, but making allowance for fervid imagination there was

sufficient in the tale to excite my curiosity and awaken in me a strong desire to see for myself this enchanted if not enchanting land. In the spring with a small party of Indians hunting buffalo, I persuaded a few young men to show me the wonderland of which they had talked so much. Thus I got my first sight of the Yellowstone. I shall not attempt to describe it, that has been done by many abler pens than mine; but you may be sure that before leaving I saw the chief attraction—the Grand Cañon, hot and cold geysers, variegated layers of rock, the Fire Hole, etc. I was very much impressed with the wild grandeur of the scenery.

May your wanderings in and reflections of Yellowstone bring you the simple peace and lasting memories experienced and recorded by Father Kuppens.

Make time for a visit to our neighbor to the south, Grand Teton National Park. This park offers spectacular scenery and its own campgrounds, exhibits, and activities. Consult the park newspaper, *Teewinot*, for complete information. Newspapers are available at Grand Teton visitor centers and entrance stations.

Campgrounds—First come, first served; camping fee is \$12 per night. Advanced reservations are not accepted. Campgrounds fill to capacity during July and August. For current status of campgrounds, ask at entrance stations or visitor centers in Grand Teton National Park. Approximate filling times and operating dates are as follows:

Colter Bay (350 sites)	12 noon	5/28–9/27 (noon)
Gros Ventre (360 sites)	Evening or may not fill	5/5–10/18 (noon)
Jenny Lake (49 sites)	8 AM	5/14–9/27 (noon)
Lizard Creek (60 sites)	2 PM	6/4–9/7 (noon)
Signal Mountain (86 sites)	10 AM	5/7–10/18 (noon)

Jenny Lake is open to tents only. Other campgrounds accommodate tents, trailers, and recreational vehicles (30-foot restriction at Signal Mt.). All campgrounds have modern comfort stations, but none have utility hookups. The maximum length of stay is 7 days at Jenny Lake and 14 days at all other NPS campgrounds.

Lodging—Make your reservations directly, using these phone numbers:

Colter Bay Cabins & RV Park (May 28–Sept. 26)	800-628-9988
Dornan’s Cabins (all year)	307-733-2522
Flagg Ranch Resort (May 21–Sept. 26)	307-543-2861 or 800-443-2311
Jackson Lake Lodge (May 21–Oct. 6)	800-628-9988
Jenny Lake Lodge (May 28–Oct. 10)	307-733-4647
Signal Mt. Lodge (May 8–Oct. 17)	800-672-6012

Lodging can also be found in communities surrounding Grand Teton.

Colter Bay Visitor Center & Indian Arts Museum—

May 8–28, 8 AM–5 PM; May 29–June 6, 8 AM–7 PM; June 7–Sept. 6, 8 AM–8 PM; Sept. 7–Oct. 3, 8 AM–5PM. Information, audiovisual programs, permits, and publication sales. Phone: 307-739-3594.

Flagg Ranch Information Station—June 7–September 6, 9 AM–5:30 PM.

Jenny Lake Ranger Station—May 15 through June 6, 8 AM–4:30 PM; June 7–Sept. 6, 8 AM–6 PM; Sept. 7–27, 8 AM–4:30 PM. Backcountry permits and climbing information. Phone: 307-739-3343.

Jenny Lake Visitor Center—June 7–Sept. 26, 8 AM–7 PM. Information, publication sales. Phone: 307-739-3392.

Moose Visitor Center—Through June 6, 8 AM–5 PM; June 7–Sept. 6, 8 AM–7 PM; thereafter 8 AM–5 PM. Information, audiovisual programs, exhibits, permits, publication sales. Phone: 307-739-3399. Telecommunications device for the deaf only (TDD): 307-739-3400.

Clinic—Grand Teton Clinic, located near Jackson Lake Lodge. Daily, May 21–Oct. 6, 10 AM–6 PM. Call 307-543-2514 or after hours 307-733-8002.

Emergency: dial 911.

Hiking, sightseeing, boating, floating the Snake River, horseback riding, and fishing are available depending on seasonal conditions. Backcountry camping requires a free permit from the Moose or Colter Bay visitor centers or the Jenny Lake Ranger Station. Boating requires a Grand Teton boating permit, sold at visitor centers. A Wyoming fishing license is required to fish in Grand Teton National Park.

For more information about Grand Teton National Park: call 307-739-3300 or visit the website, www.nps.gov/grte

graphic removed for faster loading

Nearby Public Lands

Big Hole National Battlefield	406-689-3155
Bighorn Canyon National Recreation Area	406-666-2412
Bridger-Teton National Forest	307-739-5500
Caribou-Targhee National Forest	208-624-3151
Gallatin National Forest	406-587-6701
Glacier National Park	406-888-7800
Grand Teton National Park	307-739-3300
Grant-Kohrs Ranch National Historic Site	406-846-3388
Little Bighorn Battlefield National Monument	406-638-2621
Shoshone National Forest	307-527-6241
Virginia City National Historic Site	406-843-5247

Area Communities

Services are available in communities near Yellowstone. For information, contact these Chambers of Commerce:

Montana		Wyoming	
Big Sky	406-995-3000	Cody	800-393-2639
Billings	800-735-2635	Dubois	307-455-2556
Bozeman	800-228-4224	East Yellowstone/Wapiti Valley	307-587-9595
Cooke City–Silver Gate	406-838-2495	Jackson	307-733-3316
Gardiner	406-848-7971	Idaho	866-365-6943
Livingston	406-222-0850	Idaho Falls	
Red Lodge	888-281-0625	Eastern Idaho Visitor Information Center	
West Yellowstone	406-646-7701		800-634-3246

Delaware North Companies
Parks & Resorts

Yellowstone General Stores (YGS) is a division of Delaware North Companies Parks and Resorts, a leading hospitality company managing concession operations in Yosemite National Park, Grand Canyon National Park, Sequoia National Park, and numerous other unique locations in North America. Yellowstone General Stores operates 12 general merchandise stores located throughout Yellowstone National Park.

YGS makes every attempt to cater to all of your needs while in Yellowstone National Park. Many YGS stores offer a book section that carries volumes about geothermal features, geology, Old Faithful, and the park itself, as well as themed postcards, posters, and other items that let you take away more than a memory. Personal memories can be preserved at Photo Centers, which offer film processing, digital card downloads, and other photographic supplies for documenting your trip on film.

YGS' apparel departments provide numerous items bearing designs relating to the themes of the park. Guests can find articles to wear now or give later. Collectors will want to explore the wide spectrum of collectibles and novelties in our Souvenir sections.

Campers can find everything needed for the evening's cookout to a snack for the road. YGS fountains provide a variety of foods to satisfy any wilderness hunger. Fisherman will find what fly is hot this week, or a great backpack for their next outing.

Visitors can enjoy a nice respite from travels. Settle down in sitting areas and relax with a nice cup of coffee and read about Yellowstone National Park. Visitors will find our staff to be very helpful in assisting with scenic stops or the latest wildlife sightings.

New this year is Yellowstone Adventures, previously known as Canyon Nature, located in the Canyon Village. Yellowstone Adventures will be offering all the latest in outdoor gear and apparel. Find the top brand gear to keep comfortable in Yellowstone's constantly changing conditions.

Yellowstone General Stores is grateful for the opportunity to operate within the wonders of Yellowstone National Park, and feels an obligation to safeguard the beauty for future generations. Help us in walking the "Green Path." Ask how when you visit any of Yellowstone General Stores locations.

2003 Recycling by
Yellowstone General Stores

- ◆ Cardboard 117,050 pounds
- ◆ Glass 55,500 pounds
- ◆ Plastic #2 9,730 pounds
- ◆ Plastic #1 6,420 pounds
- ◆ Aluminum cans 5,256 pounds

Yellowstone
Credit Card Will
Benefit the Park

graphic removed for faster loading

The Yellowstone Park Foundation and Elan Financial Services have created the Yellowstone Visa® credit card. The card is giving individuals who love Yellowstone the opportunity to help protect and preserve the park.

- ◆ Elan will donate a portion of every purchase made with the Yellowstone Visa card to the Yellowstone Park Foundation at no additional cost to the cardholder. The money raised from the credit card program will help fund projects that protect the wonders and wildlife of Yellowstone National Park.
- ◆ The Yellowstone Visa card features a low introductory APR, seasonal discounts with advance reservations at select Yellowstone National Park Lodges, and many other benefits.
- ◆ To apply for the card over the phone, or to request an application, call 888-327-2265 and ask for extension 8302.
- ◆ To apply for the Yellowstone Visa online, log onto the Yellowstone Park Foundation's website at www.ypf.org.

YELLOWSTONE NATIONAL PARK

Medical Services Guide
2004 Season



MEDICAL SERVICES AT YELLOWSTONE

Emergencies
Dial "911" or contact any National Park Service ranger within the park boundaries. Specially trained rangers provide rescue, emergency medical care, and ambulance service.

Medical Clinics
Medcor operates three urgent-care clinics within the park. The clinic at Mammoth is open year round, staffed by a board-certified physician and a team of experienced RN's. The clinics at Lake and Old Faithful are open seasonally (see below for schedules).

All of these clinics are open to the public and are staffed and equipped for most medical emergencies as well as for routine care. Services include injury and illness treatment, x-rays, and some lab and pharmacy services.

If in-patient care or advanced services are required, the clinic staff can stabilize patients and arrange for appropriate transfer to a hospital outside the park.



CLINIC	DATES	DAYS	HOURS
Mammoth Open Year Round (307) 344-7965	January 1 – May 31	Monday – Friday	8:30 am – 5:00 pm; closed Friday afternoons
	June 1 – September 5	7 days a week	8:30 am – 5:00 pm
	September 6 – December 31	Monday – Friday	8:30 am – 5:00 pm; closed Friday afternoons
Lake Open Seasonally (307) 242-7241	May 19 – September 30	7 days a week	8:30 am – 8:30 pm; On-call after hours through 911
Old Faithful Open Seasonally (307) 545-7325	May 6 – May 16	Monday – Friday	8:30 am – 5:00 pm; On-call after hours through 911
	May 17 – September 12	7 days a week	7:00 am – 7:00 pm; On-call after hours through 911
	September 13 – October 17	Thursday – Monday	8:30 am – 5:00 pm; On-call after hours through 911

Yellowstone Medical Providers
National Park Service Rangers
Professionals trained in fire, rescue, emergency medicine, law enforcement, and wilderness operations. www.nps.gov

Medcor
Medical staff, systems, software and services on-site and on-line across the country. www.medcor.com

Eastern Idaho Regional Medical Center
Air ambulance, emergency medical direction, training, and trauma/specialty care from one of America's top 100 hospitals. www.eirmc.com

Stay Safe & Healthy at Yellowstone
Yellowstone is a large wilderness area with many natural hazards, including wild animals, scalding hydro-thermal features, freezing temperatures, blinding snow, thin ice, deep and running water, and high altitude. Please follow all national park regulations and common-sense precautions to stay safe and healthy while enjoying your visit to Yellowstone.

Bridge Bay

Stores
General Store (convenience store, grocery, souvenirs, camping and fishing equipment): May 29–September 19

Other Services
Bridge Bay Marina—Dock rental: May 28–September 19
Scenicruiser excursions: June 4–September 19
Outboards, guide boats: June 15–September 12

Canyon Village

Lodging
Canyon Lodge—Rooms: June 4–September 19;
Western cabins: June 4–September 19;
Pioneer/Frontier cabins: June 4–September 6

Food Services
Canyon Lodge Dining Room: June 4–September 19
Canyon Lodge Cafeteria: June 4–September 6
Canyon Picnic Shop—(light meals, snacks, & fast foods): June 4–September 19

Stores
Canyon Sport Shop (gift shop, grocery, snacks, photo processing): April 23–October 24
General Store (restaurant, ice cream, grocery, jewelry, gifts, souvenirs, camping supplies, ATM): May 22–September 27
Canyon Lodge Gift Shop: June 4–September 19

Service Stations
** Canyon Village: April 30–November 7
Canyon Repair Service: May 28–September 6
Wrecker service: May 14–October 18

Other Services
Canyon Village Camper Services—Showers and laundry: June 11–September 12
Trail rides: June 19–September 4

Fishing Bridge

Stores
Fishing Bridge RV Park Gift Shop: May 21–October 3
General Store (restaurant, ice cream, grocery, jewelry, gifts, souvenirs, photo processing, camping supplies, ATM): May 15–September 29

Service Stations
** Fishing Bridge Service Station: May 21–September 20
Fishing Bridge Repair Service: May 28–September 6
Wrecker service: May 28–September 6
Fishing Bridge LP Gas Plant: May 21–September 20
On-call services from Grant Service Station

Other Services
Fishing Bridge RV Park—Showers and laundry: May 21–October 3

Grant Village

Lodging
Grant Village—Rooms: May 28–October 3

Food Services
* Grant Village Restaurant: May 28–October 3

Lake House at Grant: May 28–September 26

Stores
Mini Store (convenience store, grocery, and souvenirs): May 14–October 5
General Store (restaurant, ice cream, grocery, jewelry, gifts, souvenirs, camping supplies, ATM): June 5–September 22
Grant Village Gift Shop: May 28–October 3

Service Stations
** Grant Village Service Station: May 28–October 3
Grant Village Repair Service: May 28–September 6
Wrecker service: May 28–September 13
Grant Village LP Gas Plant: May 28–October 3

Other Services
Grant Village Camper Services—Showers and laundry: June 21–October 3

Lake Yellowstone

Lodging
Lake Yellowstone Hotel—Rooms, cabins: May 21–October 11
Lake Lodge—Cabins: June 10–September 26
Lodge Creek Cabins: July 15–September 26

Food Services
* Lake Yellowstone Hotel Dining Room: May 21–October 11
Lake Lodge Cafeteria: June 10–September 26
Lake Yellowstone Hotel Deli: May 21–October 11

Stores
General Store (restaurant, ice cream, grocery, gifts, souvenirs, camping supplies): May 24–October 3
Lake Yellowstone Hotel Gift Shop: May 21–October 11
Lake Lodge Gift Shop: June 10–September 26

Other Services
Lake Clinic: Seasonal. See page 14 for dates, hours, and phone number.
NOTE: Lake does not have a hospital.
Lake Lodge—Laundry: June 10–September 26

Mammoth Hot Springs

Lodging
Mammoth Hot Springs Hotel—Rooms and cabins: May 14–October 11

Food Services
Mammoth Hot Springs Hotel Dining Room: May 14–October 11
Mammoth Terrace Grill: May 14–October 17

Stores
General Store (ice cream, grocery, gifts, souvenirs, camping supplies, ATM): Generally open year-round
Mammoth Hot Springs Hotel Gift Shop: May 7–October 11

Service Stations
** Mammoth Hot Springs Service Station: May 7–Oct. 11

Other Services
Trail rides: May 22–September 19
Mammoth Clinic: Open year-round. See page 14 for dates, hours, and phone number.
Mammoth Hot Springs Hotel—Showers: May 14–October 11

Automatic Banking

24-hour cash available at Yellowstone General Stores at Canyon General, Fishing Bridge, Grant Village, Mammoth, and Old Faithful Basin Upper; and at Canyon Lodge, Lake Yellowstone Hotel, Mammoth Hotel, Old Faithful Inn, and Old Faithful Snow Lodge. CIRRUS and PLUS automatic network machines will be in service for cash any time during the store and lodging facilities' seasons.

Campgrounds

See page 6 for camping information; call for reservations or plan to select sites early in the day.

Medical Services

Available at Mammoth Hot Springs (year round), Lake Village and Old Faithful (seasonally). Dates, hours, and phone numbers listed on page 14.

No hospital available in the park.

Old Faithful

Lodging
Old Faithful Inn—Rooms: May 7–October 15
Old Faithful Snow Lodge—Rooms and cabins: May 14–October 17
Old Faithful Lodge—Cabins: May 21–September 19

Food Services
* Old Faithful Inn Dining Room: May 7–October 15
Old Faithful Inn, Pony Express Snack Shop: May 7–October 15
Old Faithful Snow Lodge Restaurant: May 14–October 17
Old Faithful Snow Lodge, Geyser Grill Fast Food: April 16–November 7
Old Faithful Lodge Cafeteria: May 21–September 19
Old Faithful Lodge Bake Shop: May 21–September 26

Stores
Old Faithful Inn Gift Shop: May 7–October 15
Old Faithful Snow Lodge Gift Shop: April 16–November 7
Old Faithful Lodge Gift Shop: May 21–October 3
General Store—Old Faithful Lower (restaurant, grocery, gifts, souvenirs): May 7–October 18
General Store—Old Faithful Upper (restaurant, ice cream, grocery, jewelry, gifts, souvenirs, photo processing, camping supplies, ATM): May 8–October 4

Service Stations (tentative, pending repairs)
** Old Faithful, Lower Service Station: April 23–November 7
Old Faithful, Upper Service Station: May 21–August 23
Old Faithful Repair Service: May 28–August 23
Wrecker service: April 30–November 7

Other Services
Old Faithful Clinic: Seasonal. See page 14 for dates, hours, and phone number.
Old Faithful Lodge—Showers: May 21–September 19

Tower/Roosevelt

Lodging
Roosevelt Lodge—Cabins: June 11–September 6

Food Services
Roosevelt Lodge Dining Room: June 11–September 6
Roosevelt Lodge Dinner Cookout: June 12–September 5

Stores
General Store—Roosevelt (convenience store, grocery, souvenirs): June 11–September 5
Roosevelt Lodge Gift Shop: June 11–September 6
General Store—Tower Fall (ice cream, grocery, gifts, souvenirs, camping supplies): May 28–September 23

Service Stations
Tower Junction Service Station: June 11–September 6

Other Services
Trail rides: June 11–September 5
Stagecoach Rides: June 11–September 5
Roosevelt Lodge—Showers: June 11–September 6

Guided Tours

The Yellowstone Association Institute and Xanterra Parks & Resorts offer a variety of guided tours throughout the park. See page 11.

Backcountry Tours

Write to Yellowstone National Park, WY 82190 or call the National Park Service, 307-344-7381, for a list of certified outfitters.

Worship Services

Worship services take place in the park and in communities adjacent to the park, and include most major denominations and interdenominational services during the summer months. Schedules available on bulletin boards at campgrounds and visitor centers, or at www.nps.gov/yell.

Reservations

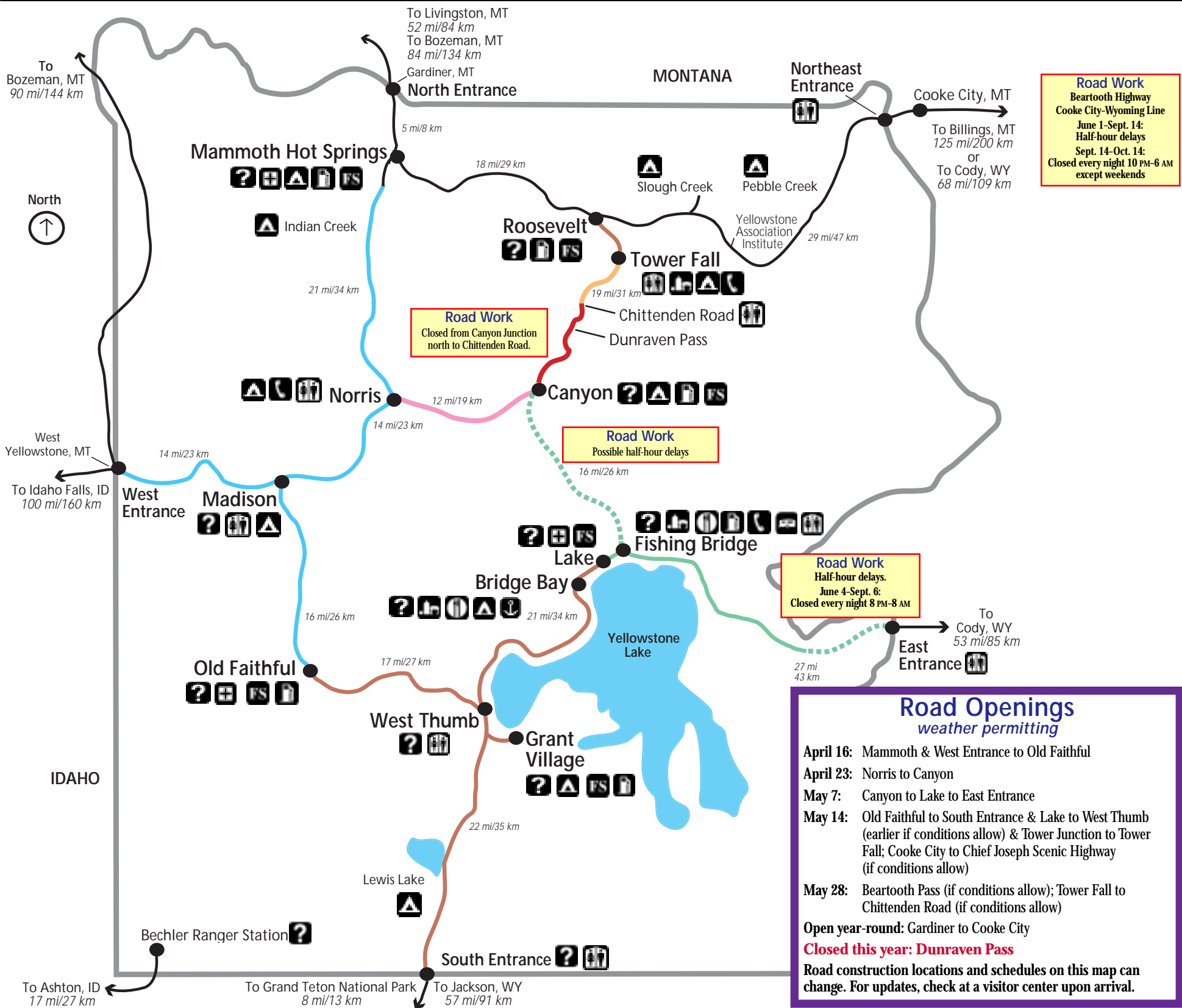
Call Xanterra Parks & Resorts, 307-344-7311 or TDD 307-344-5395, for lodging, dining, camping, and activity reservations.

You can also make reservations at any lodging front desk or activities desk.

* Dinner reservations required. Inquire at any lodging front desk or dining room host stand.
** Diesel fuel is available at these stations.

YELLOWSTONE

Park Information: 307-344-7381 (TDD: 307-344-2386) • Emergency—Dial 911 • Road updates: 307-344-2117



This map shows roads/facilities; see the previous page for dates of operation.

? Visitor center or information station

General store

Food service

FS Full Services (includes lodging, food service, store, rest rooms, phone)

Gasoline/ fuel

Marina

Clinic

Restrooms

Lodging

Telephones

Campground

Camping: hard-sided units only

Road Openings & Construction

April 16

April 23

May 7

May 14

May 28 if conditions allow

Open year-round

Closed

Expect delays

ConocoPhillips

This map is courtesy of ConocoPhillips—providing petroleum products since 1917...

All service stations in Yellowstone offer environmentally sensitive fuels, specially formulated by ConocoPhillips to reduce hydrocarbon emissions and decrease other pollution-related problems.

www.nps.gov/yell • www.YellowstoneAssociation.org • www.TravelYellowstone.com