

Yellowstone Fall

National Park Service
U.S. Department of the Interior



Welcome to your Yellowstone adventure.

Yellowstone is a special place, and very different from your home. Like any grand adventure, your Yellowstone journey will take you to impressive new locations and introduce you to new experiences. That means there are different risks here than you may have faced before. **You are responsible for your own safety.**

We need your help to preserve the wildlife, natural features, and cultural treasures that bring so many visitors to Yellowstone. **The park rules protect you and also protect the park.** Follow the park rules for a safe and enjoyable visit. Please be a positive part of the Yellowstone experience.



Road Safety

Traffic-related accidents are the most common cause of injury and death in the park.

- Drive cautiously. The park speed limit is 45 mph (73 kph), except where posted slower.
- Watch out for wildlife on or near roadways.
- Use pullouts. If you need to stop for any reason, use a road pullout and let faster traffic pass.
- Keep the road clear at all times; even when you are watching wildlife.
- Stopping a vehicle, standing, or walking in the road is dangerous to everyone—drivers, pedestrians, and animals.

Thermal Area Safety

- Stay on boardwalks and designated trails. The ground is unstable in hydrothermal areas.
- Do not push or shove other people.
- Water in geysers and hot springs can severely burn you. Keep hands out.
- Keep litter out of the pools. Do not throw any objects into hydrothermal features.

Please Use Good Sense and Good Manners

Traveling can be very stressful and it is easy to get overwhelmed. Please remember to **pack your patience** and show courtesy to others.

- Be prepared for potential delays or a change in plans. Allow time for road congestion and crowds at popular destinations.
- Keep children close.
- Stay behind fencing, guard rails, and ledges.
- Many popular attractions may be extremely crowded during peak hours.

Wildlife Safety

- Animals in Yellowstone are wild and dangerous.
- Stay 100 yards (91 m) away from bears and wolves.
- Stay 25 yards (23 m) away from all other animals. If the animal moves closer—you must back away.
- Bison, bears, and elk have injured and killed visitors. Keep back and give them space to be wild.
- Store food securely.
- Do not feed any animals, even birds and squirrels.



More Inside

- | | |
|---------------------------------|---|
| 2 Rules and safety | 12 Partners |
| 4 Hiking and bear safety | 14 Passes and planning |
| 5 Activities | 15 Grand Teton NP |
| 6 Campgrounds | 16 Construction/road information |
| 7 Services | |
| 8 Ranger Programs | |

Safety in Bear Habitat

- All of Yellowstone is bear habitat.
- Carry bear spray and know how to use it.
- Hike in groups of three or more people.
- Make noise to avoid surprise encounters.
- Never run from a bear, they instinctively chase running prey.



Unmanned aircraft prohibited.

Launching, landing, or operating unmanned aircraft (drones) on lands and waters administered by the National Park Service is prohibited. Check at a visitor center or ranger station for further information.

Yellowstone Pledge



Join the growing community of people who have committed to the preservation of this national treasure by taking the Yellowstone Pledge. Follow park rules listed in this newspaper and refer to the pledge online at [go.nps.gov/YellowstonePledge](https://www.nps.gov/YellowstonePledge), then share your Yellowstone experience. Inspire others to preserve the wonders of Yellowstone unimpaired for future generations with **#YellowstonePledge** on Instagram, Facebook, or Twitter!

Emergency Dial 911

Information line	307-344-7381
TTY	307-344-2386
Road updates	307-344-2117
Park entrance radio	1610 AM

Medical services • Yellowstone is on 911 emergency service, including ambulances. Medical services are available year round at Mammoth Clinic (307-344-7965), except some holidays. Services are also offered at Lake Clinic (307-242-7241) and at Old Faithful Clinic (307-545-7325) during the summer visitor season.

Lost and found • Call 307-344-5387 to report or retrieve items lost in lodging facilities. To report or retrieve items lost in other parts of the park, call 307-344-2109.

All hazards NOAA weather radio • If you have a weather radio receiver, tune to 162.425 MHz (Mammoth area) or 162.450 MHz (Lake area) to receive hazardous weather alerts. You can also check for updates posted at noaa.gov/weather



Park Tip Line • To report a crime or criminal activity please call 307-344-2132. Leave as much detail as you can. Remain anonymous, or leave a name and number.

Prohibited activities

The following activities are not allowed in Yellowstone. They are dangerous or destructive and carry legal penalties, including fines.

- Willfully remaining near or approaching wildlife, including nesting birds, within any distance that disturbs or displaces the animal.
- Traveling off boardwalks or designated trails in hydrothermal areas.
- Throwing anything into hydrothermal features.
- Swimming in hot springs.
- Removing or possessing natural or cultural resources (such as wildflowers, antlers, rocks, and arrowheads).
- Leaving detachable side mirrors attached when not pulling trailers.
- Traveling off-road by vehicle or bicycle.
- Camping outside of designated campsites.
- Spotlighting wildlife (viewing with lights).
- Imitating elk calls or using buglers. Imitating wolf howls.
- Using electronic equipment capable of tracking wildlife.

This is only a partial list of regulations. For more information, consult 36 CFR and the Superintendent's Compendium at nps.gov/yell/parkmgmt/lawsandpolicies.htm



Smoking is prohibited in all thermal areas. You may not smoke in buildings or within 25 feet of building entrances.

Cigarette butts quickly accumulate in areas where smoking is allowed. Please help us keep the park free of litter.

In-park reservations

Yellowstone National Park Lodges

As one of Yellowstone's official concession companies, Xanterra offers lodging, camping, dining, and a variety of tours and activities. In summer, visitors can enjoy photo safaris, partial or full-day tours, horseback and stagecoach rides, and boating and fishing adventures. In winter, there are partial or full-day tours by heated snowcoach, skiing, and snowshoe adventures.

Reservations and information are available at park hotels and at:
307-344-7311
TDD: 307-344-5395

YellowstoneNationalParkLodges.com
Reserve_YNP@Xanterra.com

P.O. Box 165, Yellowstone NP, WY 82190

Accessibility



A printed guide for visitors who use wheelchairs is available at all visitor centers and on the park website. To arrange for an ASL interpreter for NPS ranger-led programs, call 307-344-2251 at least three weeks in advance.

Qualified service animals are welcome throughout the park and in all park facilities. However, they must be leashed and under your control at all times. A permit is required for a service animal to enter the backcountry due to potential wildlife conflict and safety issues.

Animals that are not trained to perform tasks that mitigate the effects of a disability, including animals that are used to provide comfort or emotional support, are considered pets.

Cell phone service



Cell phone service is very limited in the park and surrounding areas. General cell coverage areas are marked on the park map (back cover). **Emergency 911 service by cell phone is only available in coverage areas.** During peak hours or seasons of heavy visitation, the cellular network may be slow or completely unavailable.

As a courtesy to others, please silence your mobile device while enjoying Yellowstone's natural features.

Wi-Fi

Wi-Fi is available to visitors at the Mammoth Hotel restaurant lounge, the Old Faithful Snow Lodge, Lake Lodge cafeteria, and the Canyon and Grant Lodges for a fee. Connectivity is very limited and may not be available at all times. The Horace M. Albright Visitor Center in Mammoth Hot Springs has free wi-fi.



COURTESY XANTERRA PARKS & RESORTS

Pets



Control your pet. Pets are not allowed on trails or boardwalks, in the backcountry, or in hydrothermal basins. Where allowed, pets must be leashed and remain within 100 feet (30.5 m) of a road or parking area. Do not leave a pet unattended, tied to an object, or without adequate food, water, shade, ventilation, or other basic needs. Owners must bag and dispose of pet waste. We recommend that someone in your group remain with your pet to personally ensure their well being.

Firearms

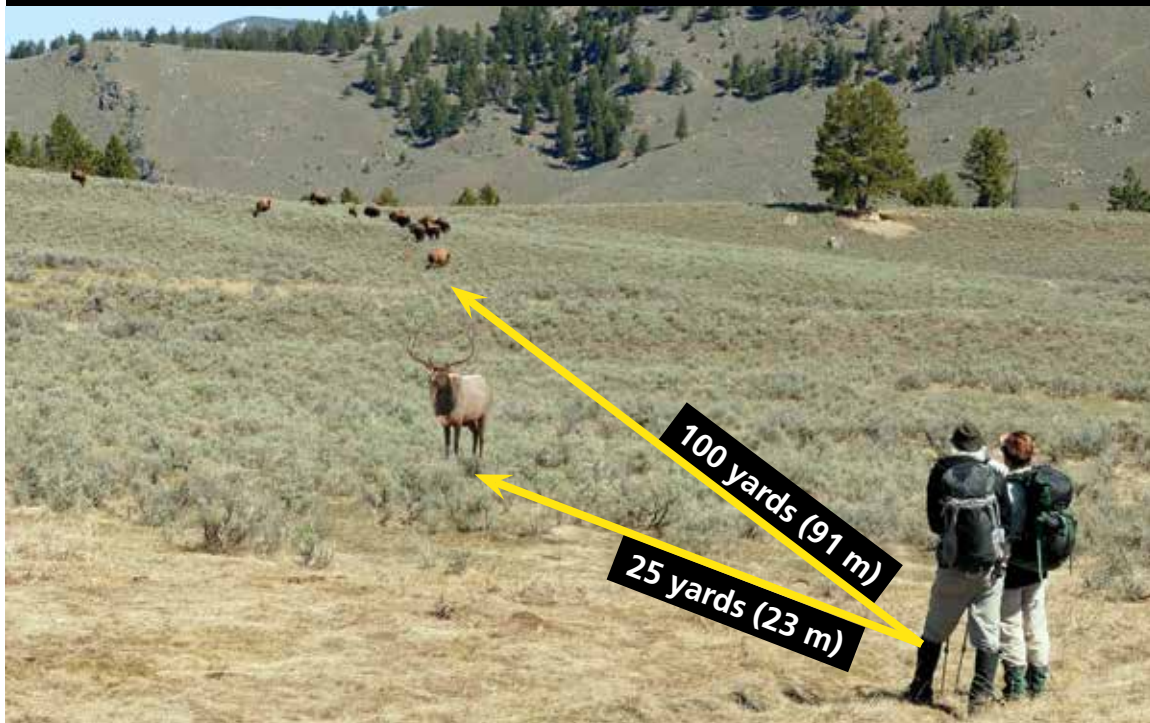


Know your responsibilities. Firearms are allowed in national parks pursuant to state and federal regulation. They are prohibited in facilities where signs are posted, such as visitor centers, government offices, and some concession operations. Discharge of firearms is prohibited. Possession and use of weapons, such as air guns, bows and arrows, spears and slingshots, is also prohibited. Details are available at nps.gov/yell/parkmgmt/lawsandpolicies.htm

Health concerns

- Toxic gases may exist at dangerous levels in some hydrothermal areas. If you feel sick, leave immediately.
- Much of the park is above 7,500 feet (2,275 m). Allow yourself time to acclimate.
- Drink plenty of liquids to avoid dehydration.
- Be aware of your physical limitations and don't overexert. **Strenuous activities are not recommended for visitors with heart, lung, or other health conditions.**

Keep your distance



Do not Approach Wildlife

- Federal regulations require you to stay at least **100 yards (91m)** away from bears and wolves, and at least **25 yards (23 m)** away from all other wild animals, such as bison, elk, bighorn sheep, deer, moose, and coyotes.
- If an animal moves closer to you, you must move to maintain the appropriate distance.
- Do not surround, crowd, or disrupt an animal's path of movement.
- If other visitors put you or wildlife in danger, leave the scene and notify a park ranger.



How to photograph wildlife

Have reasonable expectations of your camera. A cell phone camera will not be able to capture the same resolutions and detail as a more advanced camera with large lenses.

Arm yourself with patience. To get the best shot, you will spend more time waiting and observing than photographing. Look for patterns in animal behavior that can help you get a great shot. You may have to wait a while—so be ready.

Clean your lenses. Spray from hydrothermal features can leave silica deposits on glass that are impossible to remove once dry.



Stay safe behind and in front of the camera. An unusual vantage point can add drama to your image, but you don't want to add the drama of a hospital visit to your trip. Never sacrifice safety for a photograph.

- Be aware of your surroundings.** Stay behind fences and guard rails. Never turn your back on wild animals.
- Keep children close to you at all times.** Never try to pose them with wildlife.
- Stay out of the road.** Do not stop your vehicle in the road, or stand in the roadway. Do not block any portion of the road with tripods, chairs, or other objects. Do not block the free flow of traffic.

Keep your food secure



Do not feed any wildlife, including small mammals and birds. Consuming human food is unhealthy and encourages aggressive behavior that may require animals to be destroyed.

All food, trash, and scented items must be kept inaccessible to bears at all times. Tents, truck beds, and picnic tables are not secure. In some areas, ravens have learned how to unzip packs and scatter the contents.

None of these items, even if clean and empty, may be left unattended at any time:

- Water and beverage containers
- Cooking or eating utensils
- Stoves and grills
- Coolers and ice chests
- Garbage—bagged or not
- Food, including condiments, even if in containers
- Cosmetics and toiletries
- Pet food and bowls
- Pails, buckets, and wash basins

Stay on boardwalks



Stay on designated trails and boardwalks. Ground in hydrothermal areas is fragile and thin, and there is scalding water just below. Visitors have fallen through and died here. Keep children close.

You may be safer on designated trails and boardwalks, however wildlife can still approach you. On trails, boardwalks, and sidewalks, maintain the minimum distance from animals at all times. This might require you to turn back the way you came, or find a safe detour.

Translations available

- 翻译可用在入口站、游客中心、并在官方网站上。
- Übersetzungen zur Verfügung bei Eingang, Besucherzentren, und auf der offiziellen Website.
- 翻訳可能エントランス局、ビジター センター、公式のウェブサイト。
- Traducciones disponibles en las estaciones de entrada, centros de visitantes, y en la web oficial.
- Traductions disponibles aux postes d'entrée, centres d'accueil, et sur le site officiel.
- Переводы доступны на вход станциях, центры для посетителей и на официальном сайте.
- Traduzioni disponibili alle stazioni di ingresso, centri visitatori, e sul sito ufficiale.
- 번역 가능한 입구 역, 방문자 센터 및 공식 웹사이트에.

go.nps.gov/translate-ynp

Hiking in bear habitat

- **BE ALERT**
watch for bears, fresh tracks, or scat.
- **MAKE NOISE**
in areas with limited visibility.
- **CARRY BEAR SPRAY**
and know how to use it.
- **HIKE WITH THREE**
or more people.
- **DO NOT RUN.**
Bears have an instinct to chase.

Bear encounters

Check at local visitor centers or ranger stations for recent bear activity before hiking, and respect all bear management closure areas.

- If you encounter a bear (*most common*)—**slowly back away.**
- If the bear charges at you (*rare*)—**stand your ground and use bear spray.**
- If a bear charges and makes contact with you (*very rare*)—**fall onto your stomach and “play dead.”**
- If a bear stalks you, then attacks (*extremely rare*)—**fight back.**
- If a bear attacks you in your tent (*extremely rare*)—**fight back.**

Charged by a bear



Bear spray is sold at gift shops, outdoor stores, service stations, and bookstores inside the park, as well as in many stores in the surrounding communities.

If a bear charges at you:

- Remove the safety clip.
- Aim slightly downward and adjust for crosswind.
- Begin spraying when the charging bear is 60 feet (20 m) or closer.
- Spray at the charging bear so that the bear must pass through a cloud of spray.

If the bear continues to charge:

- Spray into the bear's face.

Once discharged, it is difficult to tell how much spray remains in the canister. Follow manufacturer's recommendations for canister replacement. For more information,7 and 12ation about your safety in bear country visit <http://go.nps.gov/bearsafe>.

Be prepared for bear encounters



Hiking in bear habitat has inherent risks.

You are likely to be safer if you stay on roads and official trails but **your safety cannot be guaranteed.**

If you see a bear while driving, do not stop and do not block any portion of the road. Regardless of what other people do, keep moving to the next paved pullout and park safely. If the bear is within 100 yards, watch and take photographs from inside your car.

To avoid attracting bears, store all food, trash, scented items, coolers, and cooking tools in a bear-resistant container or your vehicle. Tents, truck beds, unattended packs, and picnic tables are not safe from bears.

Learn more about bears, safe bear viewing, and how to properly use bear spray at **Experiencing Wildlife in Yellowstone**, a free ranger program presented from Memorial Day to Labor Day at visitor centers throughout the park. See the Summer Ranger Programs supplement for times and locations.

Bear Spray Rentals



Rentals include holster and belt, hiking safety information, and instructions on proper use of bear spray. Cost is \$9.25 per day or \$28.00 per week (3–7 days). Prices do not include tax. For more information visit bearaware.com.

Bear Aware LLC rents bear spray from May 27 to October 7. The rental kiosk is located at the north end of the Canyon Visitor Education Center parking area

Rental Returns

Return items to the Canyon kiosk, Madison campground, or to gas stations at Mammoth, Tower, Fishing Bridge, Grant, and Old Faithful.

Bear Spray Recycling

Bear spray cannot be taken on airplanes and should not be thrown in the trash. However, canisters can be recycled at park hotels, stores, visitor centers, backcountry offices, and ranger stations, as well as area camping stores, and the Bozeman airport.

A bear doesn't care if you are the Superintendent of Yellowstone.



Carry bear spray and know how to use it.

Fishing season ends November 5



Fishing regulations in Yellowstone protect the unique values of the park ecosystem and conserve native fish species. Fishing permits are required in Yellowstone, state-issued fishing permits are not valid within the park. Anglers 16 years or older need a permit in the park. Younger children can fish for free under certain conditions.

Anglers are responsible for knowing how to tell the difference between species. Native fish must be released unharmed back into the water immediately. These include:

- Arctic grayling
- cutthroat trout
- mountain whitefish

Special tackle restrictions are also in effect for park waters:

- Hooks must be barbless.
- Tackle and lures must be non-toxic. Leaded split-shot sinkers, soft lead-weighted ribbon, and other toxic tackle are not allowed.
- Bait is not allowed. Organic bait (worms, minnows, etc.) and inorganic bait (rubber worms, scented attractant, etc.) are both prohibited.

Permits are available as facilities open. Inquire at ranger stations, visitor centers, or general stores, and at select locations outside the park. Read the regulations at nps.gov/yell/planyourvisit/fishing.htm

Bicycle safely



Bicycling is permitted on established public roads, parking areas, and designated routes. Bicycles are subject to the same traffic rules as automobiles and are prohibited on backcountry trails and boardwalks.

Regulations require that cyclists ride single file and we strongly recommend wearing a helmet and high visibility clothing. Park roads are narrow and winding with few shoulders. During April, May, and June, high snowbanks may make travel more dangerous. Road elevations range from 5,300 to 8,860 feet (1,615 to 2,700 meters), and services and facilities are relatively far apart. Be wary of over-exertion.

Some gravel roads are open to both bicycle and automotive traffic. Find information on routes and safety on the park website or pick up the *Bicycling in Yellowstone* brochure at a visitor center or ranger station.

Backcountry camping

Overnight backcountry camping is allowed in designated sites and requires a permit. Permits can be obtained up to two days before the start of your trip at any backcountry office. Permits are free prior to Memorial Day. From Memorial Day through September 10, a per-person, per-night fee applies.

- Backpackers and boaters: \$3/person/night (group maximum \$15 per night).
- Groups with stock animals: \$5/person/night.

Detailed information on backcountry permits and advanced reservations is available online at nps.gov/yell/planyourvisit/backcountry-hiking.htm

These activities require a permit

- Fishing
- Boating or use of float tubes
- Overnight backcountry camping
- Travel with a service animal in the backcountry
- Day rides with stock
- Stock entry into the park requires Coggins testing.



Backcountry Offices are located at:

- Albright Visitor Center
- Tower Ranger Station
- Canyon Visitor Education Center
- Bridge Bay Marina/Ranger Station
- Grant Village Visitor Center
- South Entrance
- Bechler Ranger Station
- Old Faithful Ranger Station
- West Yellowstone Visitor Information Center

Boating



be subject to a non-chemical decontamination treatment. Transporting water, or any aquatic plants and animals into park waters is illegal.

Aquatic Invasive Species are nonnative plants and animals that can cause irreversible harm to the park ecosystem. New Zealand mudsnails, whirling disease, and lake trout have resulted in loss of native fish and closure of some areas. Watercraft users and anglers are asked to inspect all items that may come in contact with park waters, ensuring that they are clean and dry. If you witness a violation, call 307-344-7381 or contact a ranger.

Motorized boating is allowed on most of Yellowstone Lake and on Lewis Lake. Only non-motorized boating is allowed on most other lakes. Only one river is open to non-motorized boating, the Lewis River channel between Lewis and Shoshone lakes. Permits are required for all watercraft. Boaters must have a Coast Guard-approved wearable flotation device for each person.

All boat permits (motorized, non-motorized, and float tubes) can be purchased at the South Entrance, Grant Village Backcountry Office, and Bridge Bay Ranger Station.

All boats will be inspected by NPS rangers for Aquatic Invasive Species (AIS) when obtaining a permit. As a precaution, any type of watercraft suspected of harboring AIS will



Park waters are swift and cold

- Swimming in park rivers is not recommended. Currents can be strong and fast.
- Swimming in hot springs is prohibited.
- There is no lifeguard on duty at the Firehole Canyon Drive swimming area. Cliff jumping is prohibited and parking is limited.

Camping makes memories for a lifetime

First-come, first-served

Campsites are first-come, first-served at the NPS-operated campgrounds: **Mammoth, Norris, Indian Creek, Lewis Lake, Pebble Creek, Slough Creek, and Tower Fall**. Arrive early to obtain a site, campgrounds may fill quickly.

Reservable sites

Reserve sites at **Canyon, Bridge Bay, Madison, Grant Village, and Fishing Bridge RV Park** through Yellowstone National Park Lodges at 307-344-7311. Hookups at Fishing Bridge RV Park include water, sewer, and 50 amp electrical service. Only hard-sided camping units are allowed at Fishing Bridge, no tents or trailers. There are no picnic tables or fire grates.

No overflow camping

There are no overflow camping areas available in Yellowstone. No camping or overnight vehicle parking is allowed in pullouts, parking areas, picnic grounds, or any place other than a designated campground. Additional camping may be available in neighboring communities.

Check-in and check-out

Registration desks at reservable campgrounds are open 7 AM to 10 PM during peak season, and 8 AM to 9 PM during early and late season. Check-out time is 11 AM.

Length of stay

Camping is limited to 14 days from July 1 through Labor Day (first Monday in September) and 30 days the rest of the year. There is no limit at Fishing Bridge.

Discounts

Holders of Senior and Access passes receive a 50 percent discount on camping fees, except at Fishing Bridge, where no discounts apply.

Know your vehicle, tent, and tow sizes

To reserve a site, you will be asked for the length and width of your tent, RV, or the combined length of your vehicle and anything you are towing. For non-reservable sites, use the total combined length of your vehicle and trailer to determine which campground can best accommodate your rig.

Quiet hours

From 10 PM to 6 AM, no loud audio devices or other noise disturbances are allowed.



All of your food, cooking utensils, and garbage must be kept secure unless in immediate use.

Group camping

Group camping (tents only) is available at Madison, Grant, and Bridge Bay for organized groups with a designated leader. Fees range from \$110 to \$335 (plus tax and utilities) per night, depending on group size. Advance reservations are required.

Food storage boxes

Food storage boxes are available at all of the campsites at Indian Creek, Norris, Pebble Creek, Slough Creek, Tower Fall, and Lewis Lake campgrounds. Many campsites in other campgrounds are also equipped with bear-proof storage boxes.



Key to campground features

- Δ Sites you can reserve
- Ω Rate does not include tax or utility pass-through
- ‡ Site with full hook ups
- A Accessible sites available
- F Flush toilets
- V Vault toilets
- S/L Pay showers/laundry onsite
- 2S Two showers included each night
- DS Dump station
- G Generators okay 8 AM to 8 PM

 **Campfires** are allowed only in designated grills in park campgrounds, some picnic areas, and specific backcountry campsites. Campfires must be extinguished before leaving them unattended.

In order of opening	Dates*	Rate	Sites	Elev (ft)	Features	RV sites
Mammoth	All year	\$20	85	6,200	A, F, G	Most are pull-through
Madison Δ	4/28–10/15	\$24.25 Ω	278	6,800	A, F, DS, G	Call for availability and reservations
Fishing Bridge RV Δ	5/5–9/17	\$47.75 Ω	346	7,800	F, S/L, 2S, DS, G, ‡	Call for availability and reservations
Norris	5/19–9/25	\$20	112	7,500	A, F, G	2 sites are 50 ft (signed), 5 sites are 30 ft
Tower Fall	5/26–9/25	\$15	31	6,600	V	All sites are 30 ft or less. Has hairpin curve
Bridge Bay Δ	5/19–9/11	\$24.25 Ω	432	7,800	A, F, DS, G	Call for availability and reservations
Canyon Δ	5/26–9/24	\$29 Ω	273	7,900	A, F, S/L, 2S, DS, G	Call for availability and reservations
Indian Creek	6/9–9/11	\$15	70	7,300	A, V	10 sites are 35 ft, 35 sites are 30 ft
Pebble Creek	6/15–9/25	\$15	27	6,900	A,V	Some long pull-throughs
Slough Creek	6/15-10/7	\$15	16	6,250	A, V	14 sites at 30 ft – walk first to assess sites
Lewis Lake	6/15–11/5	\$15	85	7,800	V	All sites are 25 ft or less
Grant Village Δ	6/9–9/17	\$29 Ω	430	7,800	A, F, S/L, 2S, DS, G	Call for availability and reservations

*Campgrounds open at 8 AM of first date listed and close for the season at 11 AM of last date listed.

	Canyon Village	Fishing Bridge	Grant & West Thumb	Lake & Bridge Bay	Mammoth Hot Springs	Norris	Old Faithful	Tower & Roosevelt	West Entrance & Madison	
Visitor information bookstores, books, videos, maps, gifts, educational items 	Visitor Education Center 4/21–5/26: 9 AM–5 PM (Limited services through 4/30) 5/27–9/4 8 AM–8 PM 9/5–9/30 8 AM–6 PM 10/1–11/5 9 AM–5 PM has water bottle filling station	Visitor Center 5/26–9/30 8 AM–7 PM 10/1–10/9 9 AM–5 PM Information Station (West Thumb) 5/26–10/9 9 AM–5 PM	Visitor Center (Grant) 5/26–9/30 8 AM–7 PM 10/1–10/9 9 AM–5 PM Information Station (West Thumb) 5/26–10/9 9 AM–5 PM		Albright Visitor Center Through 5/26 9 AM–5 PM 5/27–9/30 8 AM–7 PM 10/1 through winter 9 AM–5 PM has water bottle filling station	Norris Geyser Basin Museum 5/20–9/30 9 AM–6 PM 10/1–10/9 9 AM–5 PM Museum of the National Park Ranger 5/27–9/24 9 AM–5 PM	Visitor Education Center 4/21–5/26 9 AM–6 PM 5/27–9/30 8 AM–8 PM 10/1–11/5 9 AM–5 PM has water bottle filling station		West Yellowstone Visitor Information Center: NPS Desk 4/21–5/26 8 AM–4 PM 5/27–9/4 8 AM–8 PM 9/5–11/5 8 AM–4 PM Madison Information Station 5/26–9/30 9 am–6 pm 10/1–10/9 9 am–5 pm	
Medical clinic 				5/12–9/23 307-242-7241	Year-round, daily 6/1–9/29 307-344-7965			5/12–10/1 307-545-7325		
Service stations snacks, drinks, ice. All have credit card service at pumps 24 hrs/day 	Gas: 4/21–10/22 Repairs: 5/26–9/4 Wrecker: 4/28–10/15 LP gas available 406-848-7548	Gas: 5/5–9/17 Repairs: 5/26–9/4 Wrecker: 5/26–9/4 LP Gas available 406-848-7548	Gas (Grant): 5/26–9/24 Repairs: 5/26–9/4 Wrecker 5/26–9/4 LP Gas available 406-848-7548		5/12–10/1 LP gas available Call 406-848-7548 for assistance		Lower: 4/28–10/8 Upper:5/26–9/11 Repairs: 5/26–9/4 Wrecker: 4/28–10/8 LP gas available 406-848-7548	6/2–9/4 406-848-7548		
General stores groceries, ice cream, restaurant, souvenirs, apparel 	5/12–10/8 has water bottle filling station	5/5–10/15 has water bottle filling station	Grant 5/26–9/17 also has footwear, outdoor supplies	Lake 5/19–9/24	Year-round no restaurant has water bottle filling station			Upper: 4/28–10/29 Lower: 5/5–9/24 have water bottle filling stations	Tower 5/19–9/17 has water bottle filling station	
Specialty/Mini stores recreation gear, snacks, fast food, souvenirs 	Yellowstone Adventures 4/21–11/5 Camping and outdoor gear, footwear, fishing supplies		Grant 5/12–9/24	Bridge Bay 5/19–9/3 Camping and outdoor gear, fishing supplies				Roosevelt 6/9–9/3		
Gift shops	Canyon Lodge 6/2–10/8		Grant Village 5/19–10/1	Lake Hotel 5/12–10/8 Lake Lodge 6/10–9/24	Mammoth Hot Springs Hotel 8/7–10/9			Old Faithful Inn 5/5–10/8 OF Snow Lodge 4/21–11/5 Old Faithful Lodge 5/19–10/1	Roosevelt Lodge 6/9–9/4	
Hotel 	Canyon Lodge 6/2–10/8		Grant Village 5/19–10/1	Lake Hotel 5/12–10/8 has water bottle filling station	Mammoth Hot Springs Hotel 8/1–10/9		Old Faithful Inn 5/5–10/8 OF Snow Lodge 4/28–10/22			
Cabins 	Canyon Lodge 6/2–10/8			Lake Hotel 5/12–10/8 Lake Lodge 6/10–9/24	Mammoth Hot Springs Hotel 4/28–10/9		OF Snow Lodge 4/28–10/22 Old Faithful Lodge 5/19–10/1	Roosevelt Lodge 6/9–9/4		
Restaurants 	Canyon Lodge 6/2–10/8		Grant Village 5/19–10/1 Lake House at Grant 5/26–9/24	Lake Hotel 5/12–10/8	Mammoth Hot Springs Hotel 4/28–10/9		Old Faithful Inn 5/5–10/8 OF Snow Lodge 4/28–10/22	Roosevelt Lodge 6/9–9/4		
Cafeteria 				Lake Lodge 6/10–9/24			Old Faithful Lodge 5/19–10/1			
Snacks light meals, fast food 	<div>Road, service, and program schedules may change. Check locally and at nps.gov/YELL for current information.</div>								Old Faithful Inn, Bear Paw Deli: 5/5–10/7 Old Faithful Snow Lodge, Geyser Grill 4/21–11/5 Old Faithful Lodge Bake Shop 5/19–10/1	
Showers 	Canyon Campground 5/26–9/24	RV park 5/5–9/17	Grant Campground 6/9–9/17		Mammoth Hotel 4/28–10/9		Old Faithful Inn 5/5–10/8	Roosevelt Lodge 6/9–9/4		
Laundry 	Canyon Campground 5/26–9/24	RV park 5/5–9/17	Grant Campground 6/9–9/17	Lake Lodge 6/10–9/24			OF Snow Lodge 4/28–10/22			
Marina, boat tours, trail rides   	Trail Rides 6/21–9/3			Bridge Bay Dock rental 5/19–9/10 Scenicruise Boat Tours 6/12–9/10			Trail & Stagecoach Rides 6/9–9/3 Cookout 6/10–9/9			
Wi-Fi  connectivity is limited. May not be available at all times.	Canyon Lodge: \$		Grant Lodge: \$ Lake Lodge Cafeteria: \$		Albright Visitor Center: Free Mammoth Hotel restaurant lounge: \$		OF Snow Lodge:\$			

Canyon Village

Ranger-Led Program Description	Sun	Mon	Tues	Wed	Thurs	Fri	Sat
Walking the Edge (September 5 to September 30) Enjoy learning about the ecology, geology, and history of the canyon while walking along the South Rim Trail. Enjoy stunning views of the Yellowstone River, the Upper and Lower Falls, and the gorgeous colors of the canyon walls. Meet at entrance to Artist Point (east end of parking lot) for this moderately difficult walk of less than one mile. 1½ hours	9 AM 9/10–9/24	9 AM 9/11–9/25	9 AM 9/5– 9/26	9 AM 9/6–9/27	9 AM 9/7–9/28	9 AM 9/8–9/29	9 AM 9/9–9/30
Experiencing Wildlife in Yellowstone (September 5 to September 30) Whether you plan to hike, camp, or just enjoy amazing wildlife from the road, this workshop is for you and your family. Learn where to look for animals and how to safely enjoy your wildlife watching experience. Meet in front of the Canyon Visitor Education Center . Accessible. 20 minutes .	10 AM 3:30 PM 9/10–9/24	10 AM 3:30 PM 9/11–9/25	10 AM 3:30 PM 9/5– 9/26	10 AM 3:30 PM 9/6–9/27	10 AM 3:30 PM 9/7–9/28	10 AM 3:30 PM 9/8–9/29	10 AM 3:30 PM 9/9–9/30
Canyon Talks at Artist Point (September 5 to September 30) Enjoy the Lower Falls, Yellowstone River, and the spectacular colors of the canyon, while learning about the area’s natural and human history. Meet on the lower platform at Artist Point on the South Rim Drive . Accessible. 20 minutes .	2 PM 2:30 PM 9/10–9/24	2 PM 2:30 PM 9/11–9/25	2 PM 2:30 PM 9/5– 9/26	2 PM 2:30 PM 9/6–9/27	2 PM 2:30 PM 9/7–9/28	2 PM 2:30 PM 9/8–9/29	2 PM 2:30 PM 9/9–9/30
Fall Evening Program (September 5 to September 23) Learn more about Yellowstone’s natural and cultural history in this presentation highlighting one of Yellowstone’s wonders. Inquire locally for program descriptions. Meet in the Canyon Visitor Center Auditorium . Accessible. 45 minutes	7 PM 9/10–9/17	7 PM 9/11–9/18	7 PM 9/5– 9/19	7 PM 9/6–9/20	7 PM 9/7–9/21	7 PM 9/8–9/22	7 PM 9/9–9/23

Fishing Bridge and Lake Village

Ranger-Led Program Description	Sun	Mon	Tues	Wed	Thurs	Fri	Sat
Mud Volcano Ramble (September 5 to October 9) “The greatest marvel we have yet met with,” declared early explorers. View colorful, vociferous, and intriguing mudpots and hot springs, and find out what they reveal about Yellowstone’s explosive past and future. Moderately strenuous. Meet at the Mud Volcano parking area . 1½ hours .	10 AM 9/10–10/8	10 AM 9/11–10/9	10 AM 9/5–10/3	10 AM 9/6–10/4	10 AM 9/7–10/5	10 AM 9/8–10/6	10 AM 9/9–10/7
Experiencing Wildlife in Yellowstone (September 5 to September 30) Whether you plan to hike, camp, or just enjoy amazing wildlife from the road, this workshop is for you and your family. Learn where to look for animals and how to safely enjoy your wildlife watching experience. Meet at the Fishing Bridge Visitor Center . Accessible. 20 minutes .	10:30 am 2 PM 9/10–9/24	10:30 am 2 PM 9/11–9/25	10:30 am 2 PM 9/5– 9/26	10:30 am 2 PM 9/6–9/27	10:30 am 2 PM 9/7–9/28	10:30 am 2 PM 9/8–9/29	10:30 am 2 PM 9/9–9/30
Featured Creature (September 5 to September 30) Unveil the story of one of Yellowstone’s enthralling and diverse wild animals. Meet at Fishing Bridge Visitor Center. Accessible. 30 minutes .	4 PM 9/10–9/24	4 PM 9/11–9/25	4 PM 9/5– 9/26	4 PM 9/6–9/27	4 PM 9/7–9/28	4 PM 9/8–9/29	4 PM 9/9–9/30
Storm Point Saunter (September 5 to September 30) Wander along the ever-changing lakeshore and through a diversity of landscapes including a lush meadow dotted with wildflowers. Meet at the Storm Point trailhead, 3 miles east of Fishing Bridge . Easy 2.3-mile hike. 2½ hours .	4 PM 9/10–9/24	4 PM 9/11–9/25	4 PM 9/5– 9/26	4 PM 9/6–9/27	4 PM 9/7–9/28	4 PM 9/8–9/29	4 PM 9/9–9/30
Fishing Bridge Evening Program (September 5 to September 16) Learn more about Yellowstone’s natural and cultural history in this presentation highlighting one of Yellowstone’s wonders. Inquire locally for descriptions. Meet at Fishing Bridge Visitor Center Amphitheater . <i>Dress warmly and bring a flashlight</i> . Accessible. 45 minutes .	8 PM 9/10	8 PM 9/11	8 PM 9/5– 9/12	8 PM 9/6–9/13	8 PM 9/7–9/14	8 PM 9/8–9/15	8 PM 9/9–9/16

Bridge Bay

Ranger-Led Program Description	Sun	Mon	Tues	Wed	Thurs	Fri	Sat
Lake SceniCruise (September 4 to September 10) Join a National Park Service ranger on a narrated boat tour on the ethereal water of Yellowstone Lake. Departs from Bridge Bay Marina . <i>*Fee and reservations required in advance. Call 307-344-7311 or reserve in person at the marina</i> . Accessible. 1 hour .	9 AM 10:30 AM 1 PM 9/10	9 AM 10:30 AM 1 PM 9/4	9 AM 10:30 AM 1 PM 9/5	9 AM 10:30 AM 1 PM 9/6	9 AM 10:30 AM 1 PM 9/7	9 AM 10:30 AM 1 PM 9/8	9 AM 10:30 AM 1 PM 9/9
Bridge Bay Evening Program (September 5 to September 10) Learn more about Yellowstone’s natural and cultural history in this presentation highlighting one of Yellowstone’s wonders. Inquire locally for program descriptions. Meet at the Bridge Bay Campground Amphitheater . <i>Dress warmly and bring a flashlight</i> . Accessible. 45 minutes .	8 PM 9/10		8 PM 9/5	8 PM 9/6	8 PM 9/7	8 PM 9/8	8 PM 9/9

Grant Village & West Thumb

Ranger-Led Program Description	Sun	Mon	Tues	Wed	Thurs	Fri	Sat
Experiencing Wildlife in Yellowstone (September 5 to September 30) Whether you plan to hike, camp, or just enjoy amazing wildlife from the road, this workshop is for you and your family. Learn where to look for animals and how to safely enjoy your wildlife watching experience. Meet on the back porch of the Grant Village Visitor Center. Accessible. 20 minutes.	10 AM 9/10–9/24	10 AM 9/11–9/25	10 AM 9/5–9/26	10 AM 9/6–9/27	10 AM 9/7–9/28	10 AM 9/8–9/29	10 AM 9/9–9/30
West Thumb Geyser Basin Walk (September 5 to September 30) Stroll along the beautiful shores of Yellowstone Lake and explore the origins of glittering geysers, belching mud pots, and emerald hot springs in West Thumb’s dynamic geyser basin. Meet at the West Thumb Visitor Information Station . Roundtrip distance is ½-mile. Easy. Accessible with assistance. 1 hour.	11 AM 9/10–9/24	11 AM 9/11–9/25	11 AM 9/5–9/26	11 AM 9/6–9/27	11 AM 9/7–9/28	11 AM 9/8–9/29	11 AM 9/9–9/30
Gazing into the Abyss (September 5 to October 9) Look deep into beautiful Abyss Hot Spring and discover the secrets it holds. Meet at Abyss Hot Spring located in the West Thumb Geyser Basin, ¼-mile from the start of the boardwalk. Easy. Accessible with assistance. 10 minutes.	1 PM 1:30 PM 9/10–10/8 3:30 PM 4 PM 9/10	1 PM 1:30 PM 9/11–10/9 3:30 PM 4 PM 9/11	1 PM 1:30 PM 9/5–10/3 3:30 PM 4 PM 9/5–9/12	1 PM 1:30 PM 9/6–10/4 3:30 PM 4 PM 9/6–9/13	1 PM 1:30 PM 9/7–10/5 3:30 PM 4 PM 9/7–9/14	1 PM 1:30 PM 9/8–10/6 3:30 PM 4 PM 9/8–9/15	1 PM 1:30 PM 9/9–10/7 3:30 PM 4 PM 9/9–9/16
Scenic Lake Overlook (September 5 to September 30) Ascend through meadows, forests and past thermal features to reach a picturesque view of Yellowstone Lake surrounded by the Absaroka Mountains. Meet at the Lake Overlook Trailhead in the West Thumb Geyser Basin parking lot. Moderate 2-mile hike. 2 hours.	2 PM 9/10–9/24	2 PM 9/11–9/25	2 PM 9/5–9/26	2 PM 9/6–9/27	2 PM 9/7–9/28	2 PM 9/8–9/29	2 PM 9/9–9/30
Grant Village Evening Program (September 5 to September 16) Learn more about Yellowstone’s natural and cultural history in this presentation highlighting one of Yellowstone’s wonders. Inquire locally for program descriptions. Meet at the Grant Village Visitor Center Auditorium . Accessible. 45 minutes.	7 PM 9/10	7 PM 9/11	7 PM 9/5–9/12	7 PM 9/6–9/13	7 PM 9/7–9/14	7 PM 9/8–9/15	7 PM 9/9–9/16

Madison

Ranger-Led Program Description	Sun	Mon	Tues	Wed	Thurs	Fri	Sat
Madison Evening Program (September 5 to September 30) Learn more about Yellowstone’s natural and cultural history in this presentation highlighting one of Yellowstone’s wonders. Inquire locally for program descriptions. Meet at the Madison Amphitheater . Accessible. 45 minutes.	8 PM 9/10–9/24	8 PM 9/11–9/25	8 PM 9/5–9/26	8 PM 9/6–9/27	8 PM 9/7–9/28	8 PM 9/8–9/29	8 PM 9/9–9/30

Mammoth

Ranger-Led Program Description	Sun	Mon	Tues	Wed	Thurs	Fri	Sat
Hot Springs Terraces Walk (September 5 to September 30) Explore Yellowstone’s powerful geologic past and present on the Mammoth Hot Springs Terraces. Learn how these dynamic travertine formations are unique among the park’s thermal features. Meet at the entrance of the Upper Terrace Drive , two miles south of Mammoth village. 1½ hours.	9 AM 9/10–9/24	9 AM 9/11–9/25	9 AM 9/5–9/26	9 AM 9/6–9/27	9 AM 9/7–9/28	9 AM 9/8–9/29	9 AM 9/9–9/30
Experiencing Wildlife in Yellowstone (September 5 to September 30) Whether you plan to hike, camp, or just enjoy amazing wildlife from the road, this workshop is for you and your family. Learn where to look for animals and how to safely enjoy your wildlife watching experience. Meet in front of Albright Visitor Center. Accessible. 20 minutes.	10 AM 9/10–9/24	10 AM 9/11–9/25	10 AM 9/5–9/26	10 AM 9/6–9/27	10 AM 9/7–9/28	10 AM 9/8–9/29	10 AM 9/9–9/30
Calling in the Cavalry Walk (September 5 to September 30) On this short, relaxed walk around Fort Yellowstone you will learn about important historic park events and discover the role the military played in the early days, when Yellowstone National Park was protected by the U. S. Army. Meet in front of Albright Visitor Center. Accessible. 1 hour.	6 PM 9/10–9/24	6 PM 9/11–9/25	6 PM 9/5–9/26	6 PM 9/6–9/27	6 PM 9/7–9/28	6 PM 9/8–9/29	6 PM 9/9–9/30
Stars Above Yellowstone (September 16 & 23) Explore Yellowstone’s pristine night sky. Meet at Forces of the Northern Range trailhead . Look for “Self-Guiding Trail” sign on Mammoth–Tower Road ~ 8.3 miles east of Mammoth Hot Springs and ~ 9.9 miles west of Tower Junction. Accessible. 2 hours.							8:30 PM 9/16 9/23

Old Faithful

Ranger-Led Program Description	Sun	Mon	Tues	Wed	Thurs	Fri	Sat
Geyser Hill Walk (September 8 to September 30) Geyser Hill is at the heart of the world’s greatest concentration of geysers. Explore this special corner of the park and learn about the relationship between Yellowstone’s volcanic history and hydrothermal features on this 1¼ mile walk. Meet outside on the geyser side of the Old Faithful Visitor Education Center. 1½ hours.	9 AM 9/10–9/24	9 AM 9/11–9/25	9 AM 9/5–9/26	9 AM 9/6–9/27	9 AM 9/7–9/28	9 AM 9/8–9/29	9 AM 9/9–9/23
Experiencing Wildlife in Yellowstone (September 6 to September 30) Whether you plan to hike, camp, or just enjoy amazing wildlife from the road, this workshop is for you and your family. Learn where to look for animals and how to safely enjoy your wildlife watching experience. Meet outside on the geyser side of the Old Faithful Visitor Education Center. ♿ Accessible. 20 minutes.	11 AM 4 PM 9/10–9/25	11 AM 4 PM 9/11–9/25	11 AM 4 PM 9/5–9/26	11 AM 4 PM 9/6–9/27	11 AM 4 PM 9/7–9/28	11 AM 4 PM 9/8–9/29	11 AM 4 PM 9/9–9/23
Geysers Galore (September 6 to September 30) Take a quick peek at Yellowstone’s fascinating geysers and visible geologic story. Meet on the boardwalk in front of Old Faithful Geyser near the Old Faithful Visitor Education Center. ♿ Accessible. 10 minutes.	12:15 PM 12:45 PM 1:15 PM 1:45 PM 2:15 PM 2:45 PM 3:15 PM 3:45 PM 9/10–9/24	12:15 PM 12:45 PM 1:15 PM 1:45 PM 2:15 PM 2:45 PM 3:15 PM 3:45 PM 9/11–9/25	12:15 PM 12:45 PM 1:15 PM 1:45 PM 2:15 PM 2:45 PM 3:15 PM 3:45 PM 9/5–9/26	12:15 PM 12:45 PM 1:15 PM 1:45 PM 2:15 PM 2:45 PM 3:15 PM 3:45 PM 9/6–9/27	12:15 PM 12:45 PM 1:15 PM 1:45 PM 2:15 PM 2:45 PM 3:15 PM 3:45 PM 9/7–9/28	12:15 PM 12:45 PM 1:15 PM 1:45 PM 2:15 PM 2:45 PM 3:15 PM 3:45 PM 9/8–9/29	12:15 PM 12:45 PM 1:15 PM 1:45 PM 2:15 PM 2:45 PM 3:15 PM 3:45 PM 9/9–9/25
Black Sand Walk (September 6 to September 30) Discover a lesser-known gem. Learn about volcanic geology and the unique history of Black Sand Basin on this ½–mile walk. Meet at the Black Sand Basin parking lot , one mile north of Old Faithful. 1 hour.	2:30 PM 9/10–9/24	2:30 PM 9/11–9/26	2:30 PM 9/5–9/27	2:30 PM 9/6–9/28	2:30 PM 9/7–9/28	2:30 PM 9/8–9/29	2:30 PM 9/9–9/23
Old Faithful Evening Program (September 6- September 30) Learn more about Yellowstone’s natural and cultural history in this presentation highlighting one of Yellowstone’s wonders. Inquire locally for program descriptions. Meet in the theater of the Old Faithful Visitor Education Center. ♿ Accessible. 45 minutes.	7 PM 9/10–9/24	7 PM 9/11–9/25	7 PM 9/12–9/26	7 PM 9/6–9/27	7 PM 9/7–9/28	7 PM 9/8–9/29	7 PM 9/9–9/23

West Yellowstone

Ranger-Led Program Description	Sun	Mon	Tues	Wed	Thurs	Fri	Sat
Experiencing Wildlife in Yellowstone (September 5 to September 30) Whether you plan to hike, camp, or just enjoy amazing wildlife from the road, this workshop is for you and your family. Learn where to look for animals and how to safely enjoy your wildlife watching experience. Meet at the West Yellowstone Visitor Information Center in West Yellowstone (<i>corner of Yellowstone Avenue and Canyon Street</i>). ♿ Accessible. 20 minutes.	9:30 AM 9/10–9/24	9:30 AM 9/11–9/25	9:30 AM 9/5–9/26	9:30 AM 9/6–9/27	9:30 AM 9/7–9/28	9:30 AM 9/8–9/29	9:30 AM 9/9–9/30
Afternoon Talk in West (September 5 to September 30) Each afternoon, a ranger will present a talk on a captivating aspect of Yellowstone’s natural or cultural history in West Yellowstone, Montana. The Yellowstone Historic Center Museum is located at the corner of Yellowstone Avenue and Canyon Street. The Grizzly and Wolf Discovery Center is located at 201 South Canyon Street. Talks are free and open to the public. <i>There is a fee if you choose to visit the rest of the Yellowstone Historic Center or the Grizzly and Wolf Discovery Center.</i> ♿ Accessible. 30 minutes.	Yellow- stone Historic Center Museum 2 PM 9/10–9/24	Yellow- stone Historic Center Museum 2 PM 9/11–9/25	Grizzly and Wolf Discovery Center 2 PM 9/5–9/26	Yellow- stone Historic Center Museum 2 PM 9/6–9/27	Grizzly and Wolf Discovery Center 2 PM 9/7–9/28	Yellow- stone Historic Center Museum 2 PM 9/8–9/29	Grizzly and Wolf Discovery Center 2 PM 9/9–9/30
West Evening Program (September 5 to September 29) Learn more about Yellowstone’s natural and cultural history in this presentation highlighting one of Yellowstone’s wonders. Inquire locally for program descriptions. Meet at the West Yellowstone Visitor Information Center in West Yellowstone (<i>Corner of Yellowstone Avenue and Canyon Street</i>). ♿ Accessible. 45 minutes.			8 PM 9/5–9/26			8 PM 9/8–9/29	

Norris

Ranger-Led Program Description	Sun	Mon	Tues	Wed	Thurs	Fri	Sat
Windows Into Yellowstone Walk (September 1 to September 30) Experience the muddy caldrons, acid geysers and clear pools of Norris Geyser Basin. Walk through this magical land and learn about the park’s geologic past, present, and future. Meet at Norris Geyser Basin Museum . 1½ hours .	9:30 AM 9/3–9/24	9:30 AM 9/4–9/25	9:30 AM 9/5–9/26	9:30 AM 9/6–9/27	9:30 AM 9/7–9/28	9:30 AM 9/1–9/29	9:30 AM 9/2–9/30
World’s Tallest (September 1 to September 30) Explore the rare and fascinating world of geysers at the tallest active geyser on Earth. Meet at Steamboat Geyser , a 10 minute walk from the Norris Geyser Basin parking lot. In rainy weather, the talk will be held at Norris Geyser Basin Museum. <i>Check with the ranger at the information desk.</i> 20 minutes .	2 PM 3 PM 9/3–9/24	2 PM 3 PM 9/4–9/25	2 PM 3 PM 9/5–9/26	2 PM 3 PM 9/6–9/27	2 PM 3 PM 9/7–9/28	2 PM 3 PM 9/1–9/29	2 PM 3 PM 9/2–9/30
Experiencing Wildlife in Yellowstone (September 1 to September 30) Whether you plan to hike, camp, or just enjoy amazing wildlife from the road, this workshop is for you and your family. Learn where to look for animals and how to safely enjoy your wildlife watching experience. Meet at Norris Geyser Basin Museum . 20 minutes .	4 PM 9/3–9/24	4 PM 9/4–9/25	4 PM 9/5–9/26	4 PM 9/6–9/27	4 PM 9/7–9/28	4 PM 9/1–9/29	4 PM 9/2–9/30

Visitor Centers and Museums



Albright Visitor Center
Located at Mammoth Hot Springs, in Historic Fort Yellowstone. Get immersed in the history of Yellowstone and the National Park Service, and the wildlife of Yellowstone’s Northern Range. Open daily, year round.
5/27–9/30 8 AM–7 PM
10/1–winter 9 AM–5 PM

Canyon Visitor Education Center
Learn about the Yellowstone supervolcano and the forces that drive regional geology.
5/27–9/4 8 AM–8 PM
9/5–9/30 8 AM–6 PM
10/1–10/9 9AM–5 PM

Fishing Bridge Museum and Visitor Center
See vintage exhibits about the park’s birds and other wildlife, and dive into the distinctive geology of Yellowstone Lake.
5/26–9/30 8 AM–7 PM
10/1–10/9 9 AM–5 PM

Grant Visitor Center
Explore the extraordinary ecological and social impacts of the historic fires of 1988.
5/26–9/30 8 AM–7 PM
10/1–10/9 9 AM–5 PM

Madison Information and Junior Ranger Station
This station is prepared especially for our younger visitors. Junior Ranger programs available 6/3–9/4.
5/26–9/30 9 AM–6 PM
Bookstore 9 AM–5 PM

Museum of the National Park Ranger
Located one mile north of Norris, visit with retired rangers and explore the history of the park ranger profession.
5/27–9/24 9 AM–5 PM
Norris Geyser Basin Museum and Information Station
Exhibits about the range of hydrothermal features in Yellowstone.
5/20–9/30 9 AM–6 PM
10/1–10/9 9 AM–5 PM
Bookstore 10 AM–6 PM

Old Faithful Visitor Education Center
Dynamic exhibits about the world’s most active hydro-thermal area. Call ahead for Geyser eruption predictions: 307-344-2751.
5/27–9/30 8 AM–8 PM
10/1–11/5 9 AM–5 PM

West Thumb Information Station
Pique your curiosity before exploring the adjacent geyser basin on the shore of Yellowstone Lake.
5/26–10/9 9 AM–5 PM

West Yellowstone Visitor Information Center
Inside the West Yellowstone Chamber of Commerce find trip planning, fishing permits, and ranger programs.
Chamber of Commerce:
5/21–9/4 8 AM–8 PM
9/5–9/30 8 AM–6 PM

NPS Desk: 307-344-2876
5/27–9/4 8 AM–8 PM
9/5–11/5 8 AM–4 PM

Programs for young people

Junior Ranger Program
If you are age 4 or older, you can become a Yellowstone Junior Ranger. Stop by any visitor center to purchase a new Junior Ranger activity booklet for \$3. Hike on a park trail, complete the age-appropriate activity pages, and attend a ranger-led activity, to earn your official Yellowstone Junior Ranger patch. Both children and adults benefit by learning more about the natural wonders of the park and sharing the fun of becoming a Junior Ranger.




Young Scientist Program
Become a Young Scientist at the Canyon (ages 10+) or Old Faithful (ages 5+) visitor education centers. Purchase a self-guiding booklet for \$5. If you investigate the Old Faithful area, check out a Young Scientist Toolkit for the gear you need. Once you finish, you will be awarded a Young Scientist patch or key chain.



Every Kid in a Park 4th Grade Pass
The *Every Kid in a Park* program invites 4th graders and their families to visit and enjoy America’s unparalleled outdoors. The *Every Kid in a Park 4th Grade Pass* is free for U.S. 4th grade students and covers entrance fees on federally managed lands and waters. The pass is valid for 12 months beginning September of the year that the student begins 4th grade. Qualifying students must present a valid paper voucher printed from the *Every Kid in a Park* website (<http://everykidinapark.gov>) to be exchanged for the pass.



Road, service, and program schedules may change. Check locally and at nps.gov/YELL for current information.



EXPERIENCE
IT TODAY.
PRESERVE IT
FOR ALWAYS.

PHOTO THERMAL POOL CLOSEUP; ANN SKELTON



Yellowstone Forever partners with Yellowstone National Park to create opportunities for all people to experience, enhance, and preserve Yellowstone forever.

Preserve Yellowstone National Park for future generations. Join more than 50,000 Yellowstone Forever supporters around the world who have made a commitment to visitor education and park preservation.

Gain a deeper connection to the park. The Yellowstone Forever Institute offers programs that help foster lifelong connections to Yellowstone and the natural world.

Support Yellowstone through our 11 educational Park Stores. Visit our locations at Bozeman Airport, Canyon, Fishing Bridge, Gardiner, Grant, Madison, Mammoth, Norris, Old Faithful, Quake Lake, and West Thumb.

Join our online community of more than 300,000 worldwide.

OFFICIAL NONPROFIT PARTNER OF YELLOWSTONE


Yellowstone.org     406 | 848 | 2400




Medical Services At Yellowstone

EMERGENCIES DIAL "911" OR CONTACT A NATIONAL PARK SERVICE RANGER

Medical Clinics - Medcor operates three urgent-care clinics in Yellowstone. Clinics are open to the public and are equipped for most medical emergencies as well as routine care. Transfer to a hospital arranged when needed. Call for hours. Walk-in patients welcome. www.medcor.com/Yellowstone

 **Mammoth Clinic** (307) 344-7965 Open year round.
Lake Clinic (307) 242-7241 Open mid-May – late Sept.
Old Faithful Clinic (307) 545-7325 Open mid-May – early Oct.

 **Eastern Idaho Regional Medical Center** - Air & ground ambulance, emergency medical direction, training, and trauma/specialty care from one of the top Trauma Centers in the U.S. www.eirmc.com

Medcor is an authorized concessioner of the National Park Service. © 2017-2010 Medcor, Inc. All rights reserved.

Authorized guides and outfitters

Authorized guides and outfitters are ready to show you the wonders of Yellowstone, listed on the park website at nps.gov/yell/planyourvisit/guided-tours.htm. Make sure that your guide, tour company, or other commercial service is fully authorized by the park. Report unauthorized operators to a park ranger, or contact Concessions Management at 307-344-2271.



Any commercial activity in the park requires a permit.

- Commercial filming, regardless of equipment, and photography with props or models, require permits.

Partners in Sustainability

The National Park Service mission

The National Park Service preserves unimpaired the natural and cultural resources and values of the national park system for the enjoyment, education, and inspiration of this and future generations.

Our commitment to environmental stewardship extends to sustainable operations and facilities. Yellowstone National Park, park concessioners, and partners work together to reduce the park's ecological footprint from our operations and the services we provide, preserving natural resources through sustainable practices and extending the benefits of resource conservation and outdoor recreation throughout this country and the world.

During your time in Yellowstone and beyond, we encourage you to do your part by practicing the following:



Minimize waste and properly dispose of all waste items. Recycling bins are located throughout the park for plastic, glass, metal, paper, cardboard, propane canisters, bear spray, batteries, and more.



We encourage you to stay hydrated during your visit. We also ask visitors to please use a reusable water bottle and fill it up for free at our many water filling locations. All Yellowstone tap water is clean and ready to drink. Water in cans or boxes is sold in some stores as an alternative to single-use plastic containers.



In an effort to reduce harmful emissions from idling, turn your vehicle off while you are parked or stopped for more than 30 seconds. Emissions can also be reduced by carpooling and utilizing transportation services to tour the park.



Reduce energy use by turning off lights, heat, and electrical devices when you leave your rooms.

This sustainability message is brought to you by the Yellowstone Environmental Coordinating Committee (YECC), a team of National Park Service employees, park concessioners, and non-profit partners combining efforts to realize sustainability achievements in Yellowstone National Park. The YECC is comprised of representatives from DNC Parks & Resorts, Medcor Inc., National Park Service, Xanterra Parks & Resorts, Yellowstone Forever, and Yellowstone Park Service Stations.

Famously hot features

Yellowstone was established as the world's first national park primarily because of its unparalleled collection of geysers, hot springs, mudpots, and steam vents.

Hot springs are the most common hydrothermal features in the park. They vary from frothing mocha-like boiling water to clear and calm pools of tremendous depth.

Mudpots are acidic features with a limited water supply. Their consistency and activity vary with the seasons and precipitation.

Fumaroles, or steam vents, are the hottest hydrothermal features in the park. They are easier to see in cool weather.

Travertine terraces are found at Mammoth Hot Springs, where the interactions of water and limestone create chalk-white travertine.



The bubbling mudpots of Fountain Paint Pots vary in thickness with local precipitation.

Geysers erupt with steaming hot water. Variations in each geyser's underground reservoir determine whether it is regular and predictable—like Daisy Geyser in the Upper Geyser Basin—or irregular like Steamboat Geyser in Norris Geyser Basin.

Climate challenges



Climate change poses threats to sensitive species like the American pika (*Ochotona princeps*).

The National Park Service anticipates that climate change will create significant challenges to the preservation of park resources, infrastructure, and visitor experience.

Within Yellowstone specifically, scientists expect ecosystem changes due to increased temperatures and changing rain and snow patterns. Some observed and expected effects of climate change are:

- Average temperatures in the park are higher now than they were 50 years ago, especially during springtime.
- In the last 50 years, the growing season has increased by roughly 30 days in some areas of the park.
- Snowpack throughout the area is decreasing and snow is melting faster in the spring. The change in park snowpack levels affects stream flow during summer and fall, impacting agriculture and municipal water supplies downstream.
- The alpine zone, which currently begins at 9,500 feet, may shift higher, decreasing or eliminating species that live in this important habitat.
- Wildland fire in the western states is expected to intensify and become more frequent. Fires will likely continue to occur over longer periods of the year extending the "fire season".
- Increases in insect or disease infestations in trees are likely. Currently, five types of insect pest and one nonnative fungus are attacking regional forests.
- Declining wetlands will decrease essential habitat for frogs, salamanders, and many birds and insects.
- Grassland animals should be able to find suitable habitat. However, migration patterns may change as vegetation growth begins earlier in spring.
- Some of grizzly bears' most nutritious foods, like whitebark pine nuts and army cutworm moths, may become less abundant.
- Native plants may be lost and replaced with nonnative invasive exotic plants more adapted to earlier, wetter springs, and dryer late-season conditions.



The elusive wolverine (*Gulo gulo*) requires deep snow to build a den for birthing and rearing young. Decreased snowpack may cause declines in the already sparse population.

Annual and lifetime passes



Yellowstone and Grand Teton national parks charge separate entrance fees. People visiting both parks can save money by purchasing a two-park pass or an Interagency Annual Pass.

Annual Passes (Photo ID required)

Yellowstone National Park	\$60
Interagency (multiple federal fee areas)	\$80
Interagency Senior (age 62 +)	\$20
Active Duty Military	Free [§]
Every Kid in a Park 4th Grade	Free [†]

Lifetime Passes (US Citizens / Permanent Residents)

Interagency Senior (age 62 +)	\$80 [‡]
Interagency Access (Permanently disabled)	Free [‡]

[§] Annual pass for active duty U.S. military and dependents with proper identification: CAC or DD Form 1173 only.

[†]Printed paper voucher from *Every Kid in a Park* website (<http://everykidinapark.gov>) must be presented to redeem annual pass. Student must be present in vehicle at time of use.

[‡]The funds from all Senior Passes purchased in a national park will be used to enhance the visitor experience, with an emphasis on deferred maintenance, improved visitor facilities, and trail maintenance.

Your Fee Dollars at Work

This guide is printed using your fee dollars

Thank you for your support.

EXPERIENCE YOUR AMERICA™

Follow @YellowstoneNPS



Interagency annual pass



America the Beautiful: National Parks and Federal Recreational Lands Pass

The Interagency Annual Pass is valid at federal recreation sites, including national parks and wildlife refuges, where entrance fees are charged. You can purchase it at Yellowstone's

entrance stations, at Yellowstone Forever stores, or visit <http://store.usgs.gov/pass>

The pass is not good for camping or for some other fees such as concessionaire parking fees at Mount Rushmore, or cave tours at various parks. Inquire locally.

Already paid?

Apply the cost of your Yellowstone entrance fee to the purchase of this pass at Yellowstone Forever stores located in visitor centers, at the Bozeman Yellowstone International Airport, and Gardiner.



Free NPS Yellowstone apps



NPS Yellowstone National Park

Discover the stories behind scenery as you explore Yellowstone. Learn about historic places and natural features. Find visitor centers, places to stay and eat, and shopping and services throughout the park.

Features

- Explore the **Interactive map** to discover where features and services are located.
- Discover rich natural and cultural resources with self-guided walking **tours**.
- Get information about **special events** and programs, including links to geyser predictions and road construction.
- Share a digital **postcard** with friends and family.
- **Accessibility** information for facilities, sites, and some trails in the park, audio-described exhibits, and alternative text for images.

Be prepared and download the app and content before you arrive. Cell service and Wi-Fi are limited in Yellowstone.



NPS Yellowstone Geysers

Discover the natural wonder of the most famous geyser of all, Old Faithful, and other geysers. Geyser prediction updates are limited by cellular network availability.

Features



- Shows **predictions** for up to six Yellowstone geysers—including Old Faithful.
- **Learn** how geysers work and why some are predictable.
- **View** eruptions via live streaming webcam, where available.
- **Browse** galleries of past eruptions.



Google Play® is a trademark of Google Inc.



The Apple® logo is a trademark of Apple Inc., registered in the U.S. and other countries. App Store® is a service mark of Apple Inc.

Plan ahead for winter exploration

Visitors interested in guiding a small, 1–3 day, private (not commercial) snowmobile trip through Yellowstone this winter can apply for permits at recreation.gov September 1–30, 2017. Applicants must be 18 years or older with a valid driver's license.

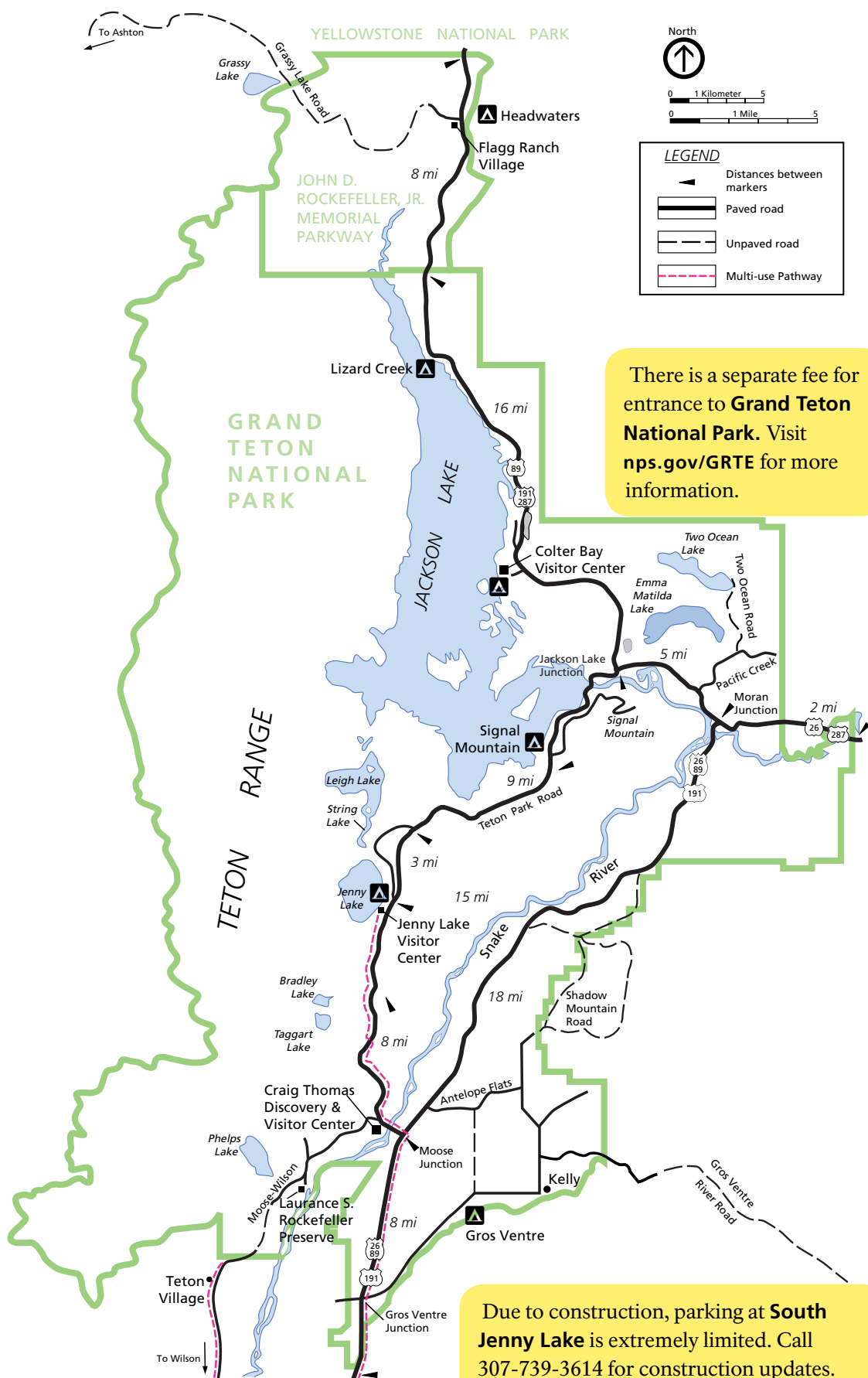
Permit holders are considered non-commercial guides and may lead groups of up to five snowmobiles. All snowmobile operators must be licensed drivers at least 16 years old and all group members, including the permit holder, must complete the free, online Yellowstone Snowmobile Education Certification course.

Beginning in early November, unclaimed or canceled permits can be obtained with a



first-come, first-served reservation through recreation.gov.

Visit the official park website for more information. nps.gov/yell/planyourvisit/ncgsap.htm.



Teton Range from Schwabachers Landing.

Grand Teton National Park offers spectacular scenery, campgrounds, exhibits, and an abundance of outdoor activities. Hiking, sightseeing, boating, floating the Snake River, horseback riding, and fishing are all available depending on seasonal conditions.

Backcountry camping requires a permit from the Craig Thomas or Colter Bay visitor centers, or the Jenny Lake Ranger Station. Walk-in permits are \$25, permits with a reservation are \$35. Reservations can be made on-line from early January through May 15.

Boating requires a Grand Teton boating permit, sold at most visitor centers and a Wyoming Aquatic Invasive Species inspection and sticker. A Wyoming fishing license is required to fish in the park.

Grand Teton Guide, the park newspaper, is available at entrance stations and visitor centers, or on the park website nps.gov/grte

Visitor centers

Colter Bay Visitor Center (May 12 to October 9)
Information, exhibits, audiovisual programs, permits, and publication sales. 307-739-3594.

Craig Thomas Discovery & Visitor Center (May 1 to Oct. 31)
Information, audiovisual programs, exhibits, permits, publication sales. 307-739-3399.

Flagg Ranch Information Station (June 5 to September 4)
307-543-2372.

Jenny Lake Ranger Station (June 3 to September 3)
Climbing information and permits. 307-739-3343.

Jenny Lake Visitor Center (May 19 to September 25)
Information, publications sales, 307-739-3392.

Laurance S. Rockefeller Preserve Center
(June 3 to September 24) Sensory exhibits and orientation to an eight-mile trail network. 307-739-3654.

Lodging

Colter Bay Cabins & RV Park 307-543-3100
Dornan's Spur Ranch Cabins 307-733-2522
Headwaters Lodge & Cabins at Flagg Ranch
307-543-2861

Jackson Lake Lodge 307-543-3100
Jenny Lake Lodge 307-733-4647
Signal Mountain Lodge 307-543-2831

Campgrounds

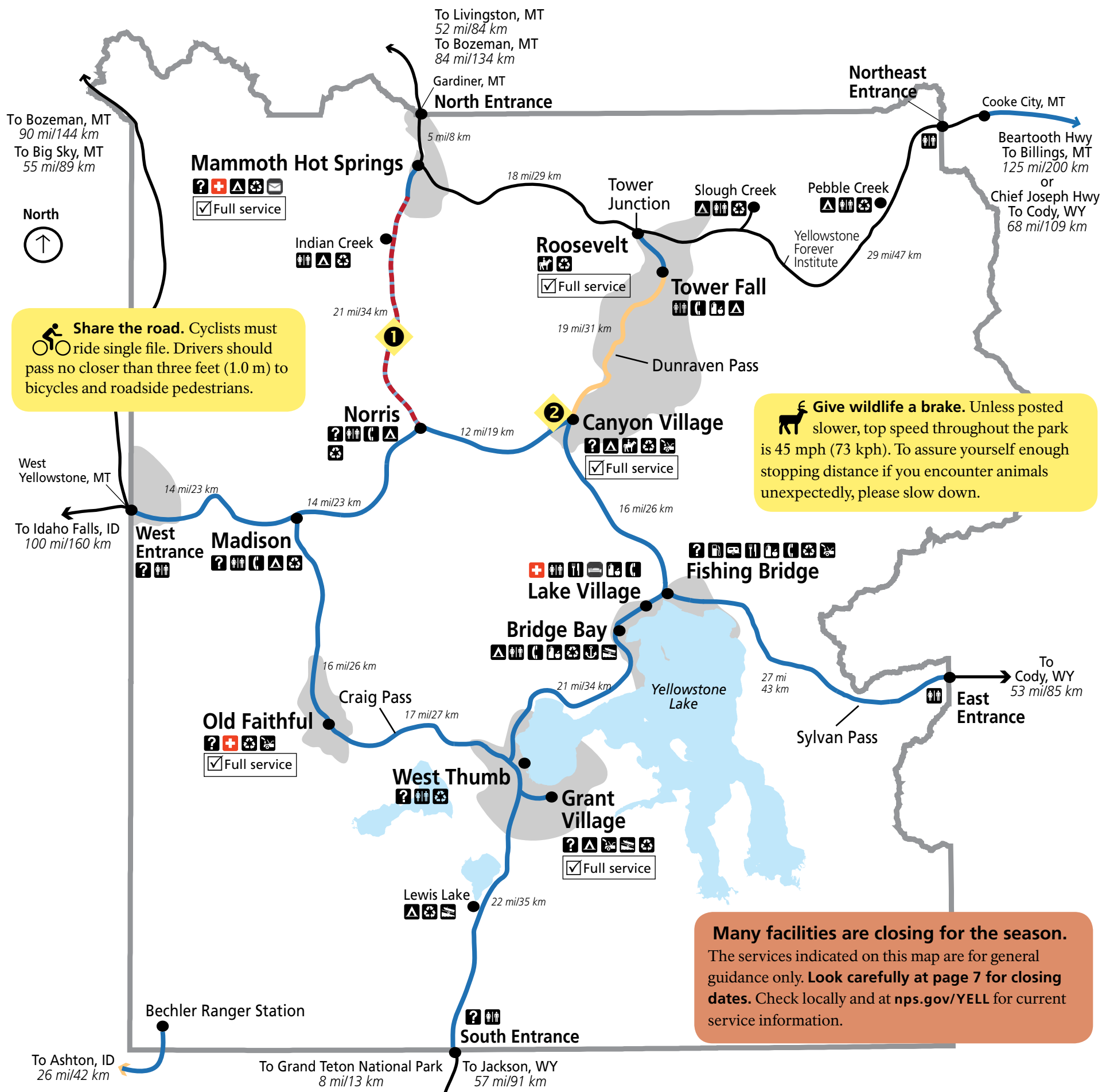
Grand Teton campgrounds are run by park concessionaires and are **first come, first served**. Operating seasons and prices vary. Ask at park entrance stations or visitor centers for current status updates.

Jenny Lake is open to tents only. Other campgrounds accommodate tents, trailers, and recreational vehicles. The maximum stay is seven days at Jenny Lake, 14 days at other campgrounds, 30 days total per year.

There is a 30-foot restriction in effect at Signal Mountain and Lizard Creek. All of the park's campgrounds have modern comfort stations.

There are RV sites with full hookups at Colter Bay RV park and at Headwaters Campground and RV park. Hookups are also available at Gros Ventre, Colter Bay, and Signal Mountain campgrounds.

- **Colter Bay**, 335 sites, usually fills by evening
- **Gros Ventre**, 300 sites, usually last to fill
- **Headwaters**, 131 sites, usually fills by evening
- **Jenny Lake**, 49 sites, usually fills by 9 AM
- **Lizard Creek**, 60 sites, usually fills by evening
- **Signal Mountain**, 81 sites, usually fills by noon.



Construction delays and closures

1 **Norris to Golden Gate**
Expect 30-minute delays.
June 1–September 10:
Night closure 10 PM to 7 AM.

■ ■ ■ September 10–October 6:
Road closed. Detour via
Dunraven Pass.

2 **Canyon Area Overlooks**
Inspiration Point parking area and
trail are closed for the season.

Uncle Tom's Point parking area
and trail are closed for the season.

☑ Full service = restrooms, food service, general store, lodging, fuel

☒ Clinic

🏠 General store

🚗 Auto service

🚻 Restrooms

🏡 Lodging

🐎 Horseback riding

❓ Visitor center
or information station

⛺ Camping

⚓ Marina 🚤 Boat launch

⛽ Fuel

🚐 RV camping
Hard-sided units only

♻ Recycling

🍽 Food service

☎ Phone

Approximate Cell
Coverage Area
Verizon, AT&T (select areas),
Union (select areas).

Fall road closing 2017

For road updates, call 307-344-2117
or check locally and at nps.gov/YELL
for current road information. Roads
close at 8 AM on the day listed.

Open

October 10

Tower to Canyon Junction
(Dunraven Pass) and
Beartooth highway closed.

November 6

Closed to travel.