

YELLOWSTONE Today



Autumn 2008

Official Newspaper of Yellowstone National Park

National Park Service
U.S. Department of the Interior

Beautiful . . . but



Beware!



Bull elk: NPS Photo; Bull elk charging man: courtesy Edward Suthoff

Elk are aggressive during mating season, which lasts through October. Both sexes are more likely to charge you or your car during this time. Enjoy this spectacular wildlife event from a safe, legal distance of at least 25 yards. See pages 2 & 9.

CANYON ROAD CLOSED

See detail map on the back page.

North Rim Drive at Canyon Village is closed beyond the village area. You can reach the Canyon Visitor Education Center and other visitor services from Canyon Junction. See the back page and inquire locally for available viewpoints, trailheads, and other information.



In This Issue

MAP & ROAD INFORMATION	Back Cover
Safety	2
Essential Yellowstone	3
Ranger-Led Programs	4-5
Camping, Fishing, Exploring	6-7
Old Faithful Geyser	8
Wildlife Gallery	9
Issues: Bison, Winter Use, "Greening"	11
Grand Teton National Park	13
Services	12, 14-15



NPS/Peaco

SPEED KILLS

SLOW DOWN and save a life

SPEED KILLS

more than **100** deer, moose, bears, elk, bison, & wolves **each year**

SLOW DOWN
and save a life

Help Protect Wildlife Near Roads

- ◆ Always expect animals to be on or near the road.
- ◆ Follow the speed limit (maximum 45 mph unless otherwise posted).
- ◆ Increase caution at night and during wet or wintry conditions.

While You Are Here

Autumn 2008

2

Stay Safe

IN HYDROTHERMAL AREAS

Beautiful but deadly: Yellowstone’s hydrothermal features can kill you. Their waters are frequently near or above boiling. Their crust is thin, breaks easily, and often overlies scalding water.

- ◆ Stay on boardwalks and designated trails. They protect you and delicate formations.
- ◆ Keep your children close to you at all times; make sure they understand the danger.
- ◆ Pets are prohibited in hydrothermal areas.
- ◆ Swimming or bathing is prohibited in hydrothermal pools or streams where water flows entirely from a hydrothermal spring or pool.
- ◆ Avoid burns & infections: don’t expose your head to thermal water by immersion, splashing, touching your face, or inhaling steam. Thermal water can harbor organisms that cause fatal meningitis or Legionnaires’ disease.
- ◆ Dangerous levels of hydrogen sulfide and carbon dioxide have been measured in some hydrothermal areas. If you feel sick, leave the location immediately.

AROUND WILDLIFE

Wild animals are dangerous. To protect yourself and wildlife, follow these guidelines when viewing or photographing roadside wildlife, whether you are alone or in a wildlife jam:

- ◆ You must stay at least 100 yards (91 m) away from bears and wolves and at least 25 yards (23 m) away from all other animals—including bison, elk, bighorn sheep, deer, moose, and coyotes.
- ◆ Park in established turnouts and make sure your car is completely off the paved roadway. Put your vehicle into park, and engage your parking brake.
- ◆ If you exit your vehicle, stay near it so you can get inside if the animal approaches.
- ◆ Avoid being struck by a moving vehicle—do not stand in the road to view or photograph wildlife.
- ◆ Never surround, crowd, approach, or follow wildlife.
- ◆ Don’t block an animal’s line of travel.
- ◆ Do not run or make sudden movements—this may cause predators to attack.
- ◆ If other people in the area are putting you in danger, leave the scene and notify a park ranger.
- ◆ Do not ever feed wildlife, including birds.

BISON are unpredictable and dangerous; they weigh up to 2,000 pounds (900 kg) and sprint 30 miles per hour (48 km/h). Visitors are injured every year.

BEARS live throughout the park. Be alert for tracks, do not approach carcasses, and avoid surprising bears. If you are injured by a bear (regardless of how minor), or if you observe a bear or bear tracks, report it to a park ranger as soon as possible. Someone’s safety may depend on it. *See also “Food Regulations,” at right, and “Bear Country Tips,” page 7.*

MORE SAFETY TIPS

Falling Trees Avoid areas with dead trees; they may suddenly fall, especially on windy days.

High Altitude Most of the park is above 7,500 feet. Allow time to acclimate; be aware of your physical limitations; don’t overexert. Drink plenty of water to forestall dehydration from altitude and dry climate. Stop and rest often.

Stream Crossings Check at local ranger stations for stream conditions.

Swimming Most park streams, rivers, and lakes are extremely cold; swim at your own risk. Swimming in hydrothermal features is forbidden, *see above*.

Theft Lock your vehicle; keep valuables hidden; label valuable property with your name, address, or identification number; report theft or vandalism to a ranger.

Traffic Most park roads are narrow, rough, and busy; some have sharp drop-offs. Ice and road damage occur year-round. Drive cautiously and courteously; you must use pullouts to observe wildlife or scenery and to allow other vehicles to pass. Watch for animals on the road, especially at night.

Weather Yellowstone’s weather is unpredictable. A sunny warm day may become stormy and sometimes snowy. Lightning is common; get off water or beaches and away from ridges, exposed places, and isolated trees.

All Hazards NOAA Weather Radio If you have a weather radio receiver, tune to 162.425MHz (Mammoth area) or 162.450 MHz (Lake area) to receive hazardous weather alerts, or go to www.crh.noaa.gov/riw/nwr/.

Stay Legal

Know These Numbers

25

= the number of YARDS you must stay away from all wildlife—except . . .

100

= the number of YARDS you must stay away from a bear or a wolf

45

= the maximum speed limit in the park unless otherwise posted

911

= the number to call in an emergency

Important: *The legal distance that you must stay away from a wolf has increased. Please stay 100 yards away from all wolves.*

THESE ACTIONS ARE ILLEGAL

- ◆ Speeding (radar enforced)—except for a portion of U.S. 191, all roads within the park are posted at 45 mph or slower.
- ◆ Stopping or parking a vehicle on a park road is prohibited unless a condition exists beyond the control of the operator.
- ◆ Driving while intoxicated (open container law enforced).
- ◆ Possessing a firearm or weapon, including state-permitted concealed weapons, except: *Unloaded firearms may be transported in a vehicle when rendered inoperable or are packed, cased, or stored in a manner that prevents ready use.*
- ◆ Removing or possessing natural (antlers, etc.) or cultural (arrowheads, etc.) features.
- ◆ Traveling off-road by vehicle or bicycle. (Bicycling rules and riding locations are listed in a free brochure at visitor centers.)
- ◆ Driving or riding in a vehicle without your seatbelt fastened. Each vehicle occupant must have a safety belt or child restraint system fastened when the vehicle is in motion.
- ◆ Improperly storing food—at any time, under any circumstances (*see below*).
- ◆ Fishing, boating, or using a float tube without a permit (*see p. 6*).
- ◆ Violating camping regulations & rules (*see p. 6*).
- ◆ Camping outside of designated camping areas (*see p. 6*).
- ◆ Camping in the backcountry without a permit (*see p. 7*).
- ◆ Having pets off leash or on trails and boardwalks. Pets are prohibited on all trails, in the backcountry, and in hydrothermal basins. Where allowed, pets must be leashed and must remain within 100 feet (30 m) of a road or parking area. Do not leave a pet unattended or tied to an object. Boarding facilities available in communities outside the park.
- ◆ Littering.
- ◆ Swimming in hydrothermal pools (*see above left*).
- ◆ Diving or jumping off cliffs in the Firehole swim area.
- ◆ Traveling off boardwalks or designated trails in hydrothermal areas.
- ◆ Spotlighting (viewing with artificial light) elk, deer, or other animals.
- ◆ Calling in elk by imitating their calls or using buglers.
- ◆ Imitating wolf howls.
- ◆ Using electronic equipment capable of tracking wildlife.
- ◆ Leaving detachable side mirrors attached when not pulling trailers.

FOOD REGULATIONS

- ◆ The following items—new, clean, dirty, empty, or full—may not be left outside, on picnic tables, in tents or tent trailers, in the back of pickups, or unattended in any location, at any time, day or night, unless in immediate use:
water & beverage containers • cooking, eating, drinking utensils • stoves & grills • coolers & ice chests • trash • food • cosmetics & toiletries • pet food & bowls • pails, buckets, & wash basins
- ◆ Do not ever feed wildlife, including birds.
- ◆ Liquid or gas fuel stoves or self-contained charcoal grills may be used for cooking at all picnic areas (shown on the Official Map and Guide; those with fire grates are listed in a free handout available at visitor centers).
- ◆ Campfires are allowed only in established fire pits in campgrounds, picnic areas, and a few designated backcountry campsites.

COYOTES & WOLVES quickly learn habits like roadside feeding, which leads to aggressive behavior toward humans and increases the risk of the animal being hit by a vehicle or destroyed by management. **Do not feed them.**

Law enforcement rangers strictly enforce all park regulations to protect you and the park.



Visitor Centers

Albright Visitor Center, Mammoth

Open daily, year-round, except Veterans' Day (Nov. 11) and Thanksgiving (Nov. 27)

Through Sept. 1: 8 AM–7 PM

Sept. 2–Sept. 30: 8 am–6 pm

Oct. 1 through winter: 9 am–5 pm

Exhibits on wildlife and history; films on Yellowstone and the national park idea. Information & YA book store. Call 307-344-2263.

Canyon Visitor Education Center

Open daily through Oct. 19, then closed.

Through Sept. 1: 8 AM–7 PM

Sept. 2–Sept. 30: 8 am–6 pm

Oct. 1–Oct. 19: 9 am–5 pm

Exhibits on Yellowstone's supervolcano. Information & YA book store. Call 307-344-2550.

Fishing Bridge Visitor Center

Open daily through Sept. 30, then closed.

Through Sept. 1: 8 AM–7 PM

Sept. 2–Sept. 30: 9 am–6 pm

Exhibits on the park's birds, other wildlife, and lake geology. Information & YA book store. Call 307-242-2450

Grant Visitor Center

Open daily through Sept. 30, then closed.

Through Sept. 1: 8 AM–7 PM

Sept. 2–Sept. 30: 9 am–6 pm

Exhibits & video on the role of fire in Yellowstone. Information & YA book store. Call 307-242-2650.

Junior Ranger Station (at Madison Information Station)

Open daily through Sept. 1, then closed.

9 AM–5 PM

Read about the Yellowstone Junior Ranger Program on page 4.

Madison Information Station

Open daily through Sept. 30, then closed.

9 AM–5 PM

Information & YA book store. Call 307-344-2821.

Museum of the National Park Ranger, Norris

Open daily through Sept. 28, then closed.

9 AM–5 PM

Exhibits & video at historic soldier station trace development of the park ranger profession. Chat with former National Park Service employees volunteering here.

Norris Geyser Basin Museum & Information Station

Open daily through Sept. 30, then closed.

Through Sept. 1: 9 AM–5 PM

Sept. 2–Sept. 30: 9 am–5 pm

Exhibits on the hydrothermal features of Yellowstone. Information & YA book store. Call 307-344-2812.

Old Faithful Visitor Center

The visitor center is in temporary quarters near the Old Faithful Lodge. Please look for signs or ask for directions upon arrival in the area.

Open daily through Nov. 2, then closed.

Through Sept. 1: 8 AM–7 PM;

information window until 8 PM

Sept. 2–Sept. 30: 8 am–6 pm

Oct. 1–Nov. 2: 9 am–5 pm

Reopens mid-December for winter season.

Award-winning film about hydrothermal features. Geyser eruption predictions. Information & YA book store. Call 307-344-2750.

West Thumb Information Station

Open daily through Sept. 14, then closed.

9 AM–5 PM

Information & YA book store.

West Yellowstone Visitor Information Center

NPS desk open daily through Nov. 2, then closed.

Through Sept. 1: 8 AM–8 PM

Sept. 2–Nov. 2: 8 am–4 pm

Information, publications. Call 406-344-2876.

West Yellowstone Chamber of Commerce.

Daily: Through Aug. 31, 8 am–8 pm

Sept. 1–30, 8 am–6 pm

Weekdays, thereafter: 8 am–5 pm

Call 406-646-7701.



The park's official educational partner operates book stores in visitor centers and information stations that feature books, maps, and videos about Yellowstone, plus other educational items.



Accessibility

Yellowstone National Park is improving accessibility for all visitors. Some boardwalk trails, picnic tables, camp sites, and fishing areas are now accessible. Ask for the *Visitor's Guide to Wheelchair Accessible Features in Yellowstone National Park*, available free at entrance stations and visitor centers.

For more information:

Park Accessibility Coordinator

P.O. Box 168

Yellowstone National Park, WY 82190

www.nps.gov/yell/planyourvisit

TDD only (Telecommunications Device for the Deaf): 307-344-2386



Self-guiding Trails

Canyon Area View the colorful Grand Canyon of the Yellowstone River and the Upper and Lower Falls from overlooks.

Fort Yellowstone Enjoy a walking tour of this historic site at Mammoth Hot Springs, from the time of U.S. Army management (1886–1918).

Fountain Paint Pot View examples of the four types of hydrothermal features: geysers, hot springs, fumaroles, and mudpots. Eight miles (12.9 km) north of Old Faithful.

Mammoth Hot Springs Walk through ever-changing travertine terraces and enjoy a scenic drive through the Upper Terraces.

Mud Volcano Area Discover turbulent and explosive mudpots, including Mud Volcano and Dragon's Mouth. Located 6 miles (9.6 km) north of Fishing Bridge Junction.

Norris Geyser Basin Explore the hottest, most dynamic geyser basin in the park, which includes Steamboat, the world's tallest geyser, and Echinus, the world's largest acidic geyser.

Old Faithful Area The world's largest concentration of geysers is here. View Old Faithful then walk trails past hundreds of geysers and hot springs.

West Thumb Geyser Basin The boiling springs in this basin, including the famous Fishing Cone, discharge their waters into chilly Yellowstone Lake.

Forces of the Northern Range

Volcanoes, glaciers, and fire shaped the landscape here, 8 miles (12.9 km) east of Mammoth Hot Springs. Exhibits also help identify the area's plants and animals.

Explore Yellowstone on the Internet



Videos & Podcasts

Plan your visit to Yellowstone, create your own customized guide to the park, or enjoy learning more about Yellowstone's famous attractions and hidden treasures

through videos available on the park's official web site (www.nps.gov/yell) or as podcasts free from iTunes. Park rangers lead you on short video tours in the "Inside Yellowstone" series. Explore the park in detail with scientists, park rangers, historians, and others in the "Yellowstone InDepth" series. These videos are produced by the National Park Service with funding provided by the Yellowstone Association and the Yellowstone Park Foundation.

Electronic Field Trips

Attention middle school students & teachers — explore our electronic field trips! These eTrips share the resources and treasures of the world's first national park through creative story lines, audible dialog, animations, video, lesson plans, and interactive components. Embark on seventeen adventures as you look through *Windows Into Wonderland*. They are free and available any time: www.WindowsIntoWonderland.org.

Webcams

Here or at home, you can see what's happening at Old Faithful and Mammoth Hot Springs by going to www.nps.gov/yell/photosmultimedia/webcams.htm. The Old Faithful webcam is trained on the famous geyser and gives the time of the next eruption. You might also see other geysers erupting in the background. Look at the Mammoth webcam to see if bison or elk are hanging out in front of the Albright Visitor Center.

Greater Yellowstone Science Learning Center

The Greater Yellowstone Science Learning Center is a portal to information about the natural and cultural resources of Yellowstone and Grand Teton national parks and Bighorn Canyon National Recreation Area. Read about new findings from scientists who are conducting research and monitoring in these parks. Go to: www.GreaterYellowstoneScience.org.

This site is supported by Canon U.S.A. through a grant to the Yellowstone Park Foundation.

Ranger-Led Programs

4

Autumn 2008

	Sun.	Mon.	Tues.	Weds.	Thurs.	Fri.	Sat.
Canyon Village Artist Point Talk <i>September 2–30</i> Enjoy the Lower Falls, Yellowstone River, and the spectacular colors of the canyon from this classic viewpoint, while learning about the area’s geology, ecology, or history. Meet a ranger on the lower deck of the Artist Point overlook, South Rim Drive, for this short talk. ⌚ 10–15 minutes	11 AM 11:30 AM 2 PM 2:30 PM 9/7–9/28	11 AM 11:30 AM 2 PM 2:30 PM 9/8–9/29	11 AM 11:30 AM 2 PM 2:30 PM 9/2–9/30	11 AM 11:30 AM 2 PM 2:30 PM 9/3–9/24	11 AM 11:30 AM 2 PM 2:30 PM 9/4–9/25	11 AM 11:30 AM 2 PM 2:30 PM 9/5–9/26	11 AM 11:30 AM 2 PM 2:30 PM 9/6–9/27
Canyon Morning Stroll <i>September 3–29</i> Experience Yellowstone’s crisp fall mornings on a ranger-guided walk along a less traveled trail. Take in stunning views of the Washburn Range and the Grand Canyon of the Yellowstone, while enjoying the gentle voices of the lodgepole forest and roar of the Yellowstone River. Meet a ranger on the lower deck of the Artist Point overlook, South Rim Drive, for this walk of approximately 2 miles. Moderate. 2 hours		10 AM 9/8–9/29		10 AM 9/3–9/24		10 AM 9/5–9/26	10 AM 9/6–9/27
Walking the Edge <i>September 2–30</i> Learn about the ecology, geology, and history of the canyon while walking along the South Rim Trail with a ranger. Gain stunning views of the Yellowstone River, the Upper and Lower Falls, and the gorgeous colors of the canyon walls. Meet a park ranger at Uncle Tom’s Parking Lot, South Rim Drive, for this walk of approximately 1 mile. Easy. 1½ hours	3 PM 9/7–9/28		3 PM 9/2–9/30		3 PM 9/4–9/25		3 PM 9/6–9/27
Fishing Bridge & Lake Village Lake Scenic Cruise <i>September 2–14</i> Join a park ranger on a narrated boat tour on the ethereal water of Yellowstone Lake, with views of the wondrous Absaroka Mountains, historic Lake Hotel & Village, surrounding lodgepole pine forest, and other spectacular sights. Reservations required in advance through Xanterra Parks and Resorts. Call 307-344-7311 or stop by the Bridge Bay Marina (\$15.10 for adults; \$8 for kids ages 2–11; free for kids under 2). ⌚ 1 hour	9:15 AM 10:45 AM 1:15PM 9/7–9/14	9:15 AM 10:45 AM 1:15PM 9/8 ONLY	9:15 AM 10:45 AM 1:15PM 9/2–9/9	9:15 AM 10:45 AM 1:15PM 9/3–9/10	9:15 AM 10:45 AM 1:15PM 9/4–9/11	9:15 AM 10:45 AM 1:15PM 9/5–9/12	9:15 AM 10:45 AM 1:15PM 9/6–9/13
Storm Point Saunter <i>September 2–30</i> Wander along the ever-changing lakeshore and through a diversity of landscapes including a lush meadow dotted with wildflowers, “dog-hair” pines and an ancient forest of spruce, pine, and fir. Experience Yellowstone in its true splendor. Meet at Indian Pond and the Storm Point trailhead, 3 miles east of Fishing Bridge. 2.3 miles. Easy. 2 hours	10 AM 9/7–9/28	10 AM 9/8–9/29	10 AM 9/2–9/30	10 AM 9/3–9/24	10 AM 9/4–9/25	10 AM 9/5–9/26	10 AM 9/6–9/27
River Reflections <i>September 2–30</i> From a picturesque spot along the Yellowstone River, explore Fishing Bridge area history and one of the most important cogs in the motor of the Yellowstone ecosystem: the rare, mysterious, wily, polka-dotted, and beautiful cutthroat trout. Meet on the west side of the Fishing Bridge. 20 minutes	11 AM 9/7–9/28	11 AM 9/8–9/29	11 AM 9/2–9/30	11 AM 9/3–9/24	11 AM 9/4–9/25	11 AM 9/5–9/26	11 AM 9/6–9/27
Elephant Back Trek <i>September 2–30</i> Ascend Elephant Back Mountain through a dense and mysterious forest of lodgepole pine for mesmerizing views of Yellowstone Lake, Lake Village, and the looming Absaroka Mountains. Meet at the Elephant Back trailhead, between Fishing Bridge Junction and Lake Village. Parking is limited. Hike is not recommended for people with heart, breathing, or serious medical conditions. 3.6 miles. Moderately strenuous. 3 hours	2 PM 9/7–9/28	2 PM 9/8–9/29	2 PM 9/2–9/30	2 PM 9/3–9/24	2 PM 9/4–9/25	2 PM 9/5–9/26	2 PM 9/6–9/27
Featured Creature <i>September 2–30</i> Enthralling and diverse wild animals, found in few other places in North America, nor in such profusion, are revealed in Yellowstone. Unveil the story of one of them. Meet at the Fishing Bridge Visitor Center. ⌚ 30 minutes	3 PM 9/7–9/28	3 PM 9/8–9/29	3 PM 9/2–9/30	3 PM 9/3–9/24	3 PM 9/4–9/25	3 PM 9/5–9/26	3 PM 9/6–9/27
Mud Volcano Ramble <i>September 2–30</i> “The greatest marvel we have yet met with,” declared early explorers. View colorful, vociferous, and intriguing mudpots and hot springs, and find out what they reveal about Yellowstone’s explosive past and future. ¾ miles. Moderately strenuous. Meet at the Mud Volcano area. 2 hours	4 PM 9/7–9/28	4 PM 9/8–9/29	4 PM 9/2–9/30	4 PM 9/3–9/24	4 PM 9/4–9/25	4 PM 9/5–9/26	4 PM 9/6–9/27
Grant Village & West Thumb Hot Water Wilderness <i>August 31–September 28</i> Come to the West Thumb Geyser Basin and explore the origins of glittering geysers, belching mudpots, and emerald hot springs. Stroll along the shores of Yellowstone Lake to uncover West Thumb’s explosive past and dynamic future. Meet at the West Thumb Visitor Information Station. ½–¾ mile. ⌚ with assistance. 80 minutes	10 AM 8/31–9/28	10 AM 9/1–9/22	10 AM 9/2–9/23	10 AM 9/3–9/24	10 AM 9/4–9/25	10 AM 9/5–9/26	10 AM 9/6–9/27
Tracking Yellowstone’s Wildlife <i>August 31–September 28</i> Having trouble finding wildlife? This family-friendly walk will introduce you to animal signs. Scat, tracks, and other mysterious clues will help you read the forest and discover the secret lives of its residents. Wear walking shoes and meet at the West Thumb Visitor Information Station. Approximately 1 mile. Easy. 1 hour	2:30 PM 8/31–9/28	2:30 PM 9/1–9/22	2:30 PM 9/2–9/23	2:30 PM 9/3–9/24	2:30 PM 9/4–9/25	2:30 PM 9/5–9/26	2:30 PM 9/6–9/27
Ranger Rendezvous <i>August 31–September 28</i> Meet with a park ranger for this illustrated program focusing on Yellowstone’s natural or cultural wonders. Learn more about Yellowstone’s diverse geology, history, or wildlife as you ease into evening. Check locally for program topics. Meet at the Grant Village Visitor Center Auditorium. ⌚: Ask a ranger for assistance after visitor center closes at 6 PM. 45 minutes	7:30 PM 8/31–9/28	7:30 PM 9/1–9/22	7:30 PM 9/2–9/23	7:30 PM 9/3–9/24	7:30 PM 9/4–9/25	7:30 PM 9/5–9/26	7:30 PM 9/6–9/27
Madison Madison Evening Program <i>September 2–30</i> Join a park ranger for an illustrated program highlighting a different aspect of Yellowstone’s wonders. Inquire locally on bulletin boards and at the Madison Information Station for program titles and descriptions. Meet at the Madison Amphitheater. ⌚ 45 minutes	8 PM 9/7–9/28	8 PM 9/8–9/29	8 PM 9/2–9/30	8 PM 9/3–9/24	8 PM 9/4–9/25	8 PM 9/5–9/26	8 PM 9/6–9/27

⌚ = Accessible



Junior Ranger Program

If you are between the ages of 5 and 12, you can become a Junior Ranger! Stop by any park visitor center to purchase the official Junior Ranger newspaper for \$3, then complete the program requirements. Junior Rangers will be awarded arrowhead-shaped patches—a wolf track patch if you are ages 5 to 7, a bear track if you are ages 8 to 12.

Young Scientist Program

No matter how old you are, you can become a Young Scientist! Purchase a self-guiding booklet for \$5 at the Canyon Visitor Education Center (ages 10 and up) or Old Faithful Visitor Center (ages 5 and up). If you are investigating in the Old Faithful area, check out a Young Scientist Toolkit for the gear you need. Once you have completed the investigation, you will be awarded a Young Scientist patch or key chain.

Development of this program was funded by the National Science Foundation through a generous grant to the Yellowstone Park Foundation.



NPS Photo

Ranger-Led Programs

Autumn 2008

5

	Sun.	Mon.	Tues.	Weds.	Thurs.	Fri.	Sat.
Mammoth Hot Springs Tales of the Travertine Terraces—Talk <i>September 2–30</i> Discover Yellowstone’s colorful geologic past and present through the rainbow hues of Mammoth Hot Springs. Learn how these dynamic terraces of travertine are unique among the park’s thermal features. Meet at the Liberty Cap rock formation, at the base of the hot springs. & 20 minutes	10 AM 9/7–9/28	10 AM 9/8–9/29	10 AM 9/2–9/30	10 AM 9/3–9/24	10 AM 9/4–9/25	10 AM 9/5–9/26	10 AM 9/6–9/27
Wonders of Yellowstone—Talk <i>September 2–30</i> Yellowstone is full of wonders such as amazing geology, wildlife, history, and beauty. Join us as a ranger shares insights into one fascinating aspect of this magical place. Meet on the front lawn of the Albright Visitor Center, or in the theater if it’s raining. & 20 minutes	12 NOON 9/7–9/28	12 NOON 9/8–9/29	12 NOON 9/2–9/30	12 NOON 9/3–9/24	12 NOON 9/4–9/25	12 NOON 9/5–9/26	12 NOON 9/6–9/27
Elk and the Autumn Rut—Talk <i>September 2–30</i> Have you noticed a lot of elk around the Mammoth area? Come learn why these animals congregate here every autumn. Meet the ranger on the Albright Visitor Center front lawn, or in the theater if it’s raining. & 20 minutes	3 PM 9/7–9/28	3 PM 9/8–9/29	3 PM 9/2–9/30	3 PM 9/3–9/24	3 PM 9/4–9/25	3 PM 9/5–9/26	3 PM 9/6–9/27
Calling in the Cavalry—Talk <i>September 2–30</i> In its early days, Yellowstone National Park was protected by the U. S. Cavalry. Join a ranger to learn about the Army’s role in protecting Yellowstone and the National Park Idea. Meet in front of Albright Visitor Center, or in the theater if it’s raining. & 20 minutes	5 PM 9/7–9/28	5 PM 9/8–9/29	5 PM 9/2–9/30	5 PM 9/3–9/24	5 PM 9/4–9/25	5 PM 9/5–9/26	5 PM 9/6–9/27
Norris Windows Into Yellowstone—Walk <i>September 2–23</i> Experience the muddy caldrons, acid geysers, and clear pools of Norris Geyser Basin. Join a park ranger for a walk through this magical land and learn about the park’s geologic past, present, and future. Meet at the Norris Geyser Basin Museum. Bring water, sunglasses, and sunscreen. 2 miles. Strenuous. 1½ hours	10 AM 9/7–9/21	10 AM 9/8–9/22	10 AM 9/2–9/23	10 AM 9/3–9/17	10 AM 9/4–9/18	10 AM 9/5–9/19	10 AM 9/6–9/20
World’s Tallest—Talk <i>September 2–30</i> Discover how geysers work at the world’s tallest active geyser! Meet at Steamboat Geyser, about a 15-minute walk from the Norris Geyser Basin parking lot. In poor weather, the talk will be held at the Norris Geyser Basin Museum. Check with ranger at information desk. 20 minutes	3:30 PM 9/7–9/28	3:30 PM 9/8–9/29	3:30 PM 9/2–9/30	3:30 PM 9/3–9/24	3:30 PM 9/4–9/25	3:30 PM 9/5–9/26	3:30 PM 9/6–9/27
Old Faithful Ranger Adventure Hikes <i>September 2–30</i> Explore Yellowstone’s backcountry on a half-day hike with a park ranger. Visit lesser-known hydrothermal areas and experience a slice of Yellowstone’s wilderness. Program locations change daily. Hikes rated from easy to strenuous. Some hikes not recommended for people with heart, breathing, or serious medical conditions. In person reservations only. Information and tickets are available at these visitor centers: Old Faithful, Albright (Mammoth), Grant, Canyon and Fishing Bridge. This is a fee program: \$15 for adults, \$5 for kids ages 7–15, free for kids six and under. All children 15 and under must be accompanied by an adult.			8 AM 9/2–9/30 FAIRY FALLS FROLIC	8 AM 9/3–9/24 MUPOT SPECIAL	8 AM 9/4–9/25 LONE STAR STROLL	8 AM 9/5–9/26 SHOSHONE LAKE DISCOVERY	8 AM 9/6–9/27 MUDPOT SPECIAL
Morning on Geyser Hill <i>September 2–30</i> Geyser Hill is at the heart of the world’s greatest concentration of geysers. Enjoy a leisurely morning exloration of this special corner of the park and learn about the relationship between Yellowstone’s volcanic history and hydrothermal features. Meet at the temporary Old Faithful Visitor Center. 1.25 miles. Easy. 1½ hours	9 AM 9/7–9/28	9 AM 9/8–9/29	9 AM 9/2–9/30	9 AM 9/3–9/24	9 AM 9/4–9/25	9 AM 9/5–9/26	9 AM 9/6–9/27
Geysers Galore! <i>September 2–30</i> Take a quick peek at Yellowstone’s fascinating geysers and visible geologic story. Meet a park ranger at the benches in front of Old Faithful near the temporary Old Faithful Visitor Center. & 10 minutes	11:15 AM 11:45 AM 1:15 PM 1:45 PM 2:15 PM 2:45 PM 9/7–9/28	11:15 AM 11:45 AM 1:15 PM 1:45 PM 2:15 PM 2:45 PM 9/8–9/29	11:15 AM 11:45 AM 1:15 PM 1:45 PM 2:15 PM 2:45 PM 9/2–9/30	11:15 AM 11:45 AM 1:15 PM 1:45 PM 2:15 PM 2:45 PM 9/3–9/24	11:15 AM 11:45 AM 1:15 PM 1:45 PM 2:15 PM 2:45 PM 9/4–9/25	11:15 AM 11:45 AM 1:15 PM 1:45 PM 2:15 PM 2:45 PM 9/5–9/26	11:15 AM 11:45 AM 1:15 PM 1:45 PM 2:15 PM 2:45 PM 9/6–9/27
Geyser Discovery Stroll <i>September 2–30</i> Learn about one of the rarest geological features on earth—geysers! Accompany a ranger through the Upper Geyser Basin exploring the world of geysers. Meet at Castle Geyser, ½ mile west of Old Faithful (15-minute walk from the Visitor Center). Approximately 2.3 miles roundtrip from Castle Geyser. Easy. 1½ hours	2:30 PM 9/7–9/28	2:30 PM 9/8–9/29	2:30 PM 9/2–9/30	2:30 PM 9/3–9/24	2:30 PM 9/4–9/25	2:30 PM 9/5–9/26	2:30 PM 9/6–9/27
Old Faithful Evening Feature <i>September 2–30</i> Each evening a different aspect of Yellowstone’s wonders will be featured during this 45-minute outdoor talk. Meet the ranger at the benches in front of Old Faithful near the temporary Old Faithful Visitor Center. & 45 minutes	7 PM 9/7–9/28	7 PM 9/8–9/29	7 PM 9/2–9/30	7 PM 9/3–9/24	7 PM 9/4–9/25	7 PM 9/5–9/26	7 PM 9/6–9/27
West Yellowstone Explore Yellowstone! <i>September 2–30</i> Would you like ideas on how to spend your time in Yellowstone? Meet a park ranger at the West Yellowstone Visitor Information Center (corner of Yellowstone Avenue and Canyon Street) for a talk about what to see and do in the park. & 20–30 minutes	9:30 AM 9/7–9/28	9:30 AM 9/8–9/29	9:30 AM 9/2–9/30	9:30 AM 9/3–9/24	9:30 AM 9/4–9/25	9:30 AM 9/5–9/26	9:30 AM 9/6–9/27
Afternoon Talk in West <i>September 2–30</i> Learn about a captivating aspect of Yellowstone’s natural or cultural history. The Museum of the Yellowstone is located at the corner of Yellowstone Avenue and Canyon Street. The Grizzly and Wolf Discovery Center is located at 201 South Canyon Street. Talks are free and open to the public. There is a fee if you choose to visit the rest of the Museum of the Yellowstone or the Grizzly and Wolf Discovery Center. & 30 minutes	2 PM MUSEUM OF THE YELLOWSTONE 9/7–9/28	2 PM GRIZZLY & WOLF DISCOVERY 9/8–9/29	2 PM GRIZZLY & WOLF DISCOVERY 9/2–9/30	2 PM MUSEUM OF THE YELLOWSTONE 9/3–9/24	2 PM GRIZZLY & WOLF DISCOVERY 9/4–9/25	2 PM MUSEUM OF THE YELLOWSTONE 9/5–9/26	2 PM GRIZZLY & WOLF DISCOVERY 9/6–9/27
Evening Program in West Yellowstone <i>September 2–30</i> Join a park ranger for an illustrated program highlighting a fascinating aspect of Yellowstone’s wonders. Meet at the West Yellowstone Visitor Information Center in West Yellowstone (corner of Yellowstone Avenue and Canyon Street) The illustrated program is free. & 45 minutes			7 PM 9/2–9/30			7 PM 9/5–9/26	

& = Accessible



Sign Language Interpreters

Sign language interpreters for National Park Service interpretive programs are available. Please make arrangements three weeks in advance by calling 307-344-2251.



NPS Photo

Camping & Fishing

6

Autumn 2008

Campgrounds

Listed in order of closing	Dates	Fees**	Sites	Elev (ft)	Features	RV sites
Canyon*	6/6–9/7	\$18.50	>250	7,900	A, F, S/L, DS, G	call for availability & reservations
Bridge Bay*	5/23–9/14	\$18.50	>425	7,800	A, F, DS, G	call for availability & reservations
Indian Creek	6/13–9/15	\$12	75	7,300	V	10@ 40'; 35 @ 30'; pull-through
Grant Village*	6/21–9/21	\$18.50	>400	7,800	A, F, S/L, DS, G	call for availability & reservations
Norris	5/16–9/29	\$14	>100	7,500	F, G	2 @ 50' (signed); 5 @ 30'
Pebble Creek	6/13–9/29	\$12	>30	6,900	V	some long pull-throughs
Tower Fall	5/16–9/29	\$12	32	6,600	V	all @ 30' or less; has hairpin curve
Fishing Bridge RV*	5/16–9/28	\$36	>325	7,800	F, S/L, DS, G	call for availability & reservations
Madison*	5/2–10/26	\$18.50	>250	6,800	A, F, DS, G	call for availability & reservations
Slough Creek	5/23–10/31	\$12	29	6,250	V	14 @ 30', walk through first to assess sites beyond #16
Lewis Lake	6/15–11/3	\$12	85	7,800	V	a few @ 25'
Mammoth	All year	\$14	85	6,200	A, F, G, S	most are pull-through

*Sites you can reserve.

**Fee does not include tax.

A Accessible sites available

F Flush toilets

V Vault toilets

S/L Pay showers/laundry nearby

DS Dump station

G Generators OK 8 AM–8 PM

First-Come, First-Served

Seven campgrounds are operated by the National Park Service: Indian Creek, Lewis Lake, Mammoth, Norris, Pebble Creek, Slough Creek, and Tower Fall. You cannot reserve these sites.

Reservable Sites

You can reserve a site at the five campgrounds operated by Xanterra Parks & Resorts, indicated by * on the chart.

For same-day reservations, call 307-344-7311 or ask at any campground registration desk.

For future reservations, call toll-free 866-Geyserland (866-439-7375), or write Xanterra Parks & Resorts, P.O. Box 165, YNP, WY 82190; www.travelyellowstone.com.

Fishing Bridge RV Park is for hard-sided vehicles only (no tents or tent trailers are allowed).

Check-in & Check-out

Check-in any time, but sites may not be available before 10 AM. Registration desks at reservable campgrounds are staffed 7 AM–10 PM, May 24–August 27; 8 AM–9 PM, early and late season. Check-out time is 10 AM.

RV Length

Know your total vehicle length—total of trailer and towing vehicle or total of motorhome and towed vehicle. Use the total length to determine which campground can best accommodate your rig.

Length of Stay

Camping is limited to 14 days from July 1 through Labor Day (first Monday in September) and to 30 days the rest of the year; no limit at Fishing Bridge.

Group Camping

Group camping (tents only) is available at Madison, Grant, and Bridge Bay for organized groups with a designated leader such as youth or educational groups. Fees range from \$56–81 (plus tax) per night, depending on group size. Reservations are required. Call 307-344-7311 or toll-free 866-Geyserland (866-439-7375), or write Xanterra Parks & Resorts, P.O. Box 165, Yellowstone National Park, WY 82190; or email YNPSA@Xanterra.com.

Quiet Hours

Each visitor deserves to hear the natural sounds of this beautiful environment. Respect this by complying with the law: generators prohibited 8 PM–8 AM; quiet hours, 10 PM–6 AM. No loud audio devices, or other noise disturbances will be allowed during this time. Generators are only permitted in seven campgrounds. (See chart.)

NO Overflow Camping

No overflow camping exists in Yellowstone National Park. Camping or overnight vehicle parking in pullouts, parking areas, picnic grounds, or any place other than a designated campground is not permitted. Camping is often available in neighboring communities and public lands outside the park. (See page 13.)

Discounts

Holders of Senior and Access passes receive approximately a 50% discount on camping fees, except at Fishing Bridge, where no discounts apply. (See page 9.)

WARNING! Food & Odors Attract Bears

The future of bears, your safety, and the safety of others depend on you. Read and follow the regulations on page 2. NEVER feed any animal, including bears. NEVER leave food unattended, even for one minute.

Attention Anglers!

You must have a Yellowstone National Park fishing permit. Barbless hooks ONLY. You are responsible for following the rules.

Fishing Season

Yellowstone's fishing season generally begins on the Saturday of Memorial Day weekend and continues through the first Sunday of November. Exceptions include: Yellowstone Lake opens June 15; Yellowstone Lake's tributary streams open July 15; Yellowstone River and its tributaries between Canyon and Yellowstone Lake open July 15. Other exceptions exist. Refer to park fishing regulations or the park website for additional information: www.nps.gov/yell/planyourvisit/fishing.htm

Fishing Regulations

Obtain park fishing regulations at ranger stations, visitor centers, and general stores. They changed in 2006; know the rules.

In Yellowstone, wildlife takes precedence over humans as consumers of fish. All fish are wild (there is no stocking), so sufficient adult fish must remain to reproduce and maintain populations and to assure genetic diversity. These facts require both a philosophical and literal distinction between recreational angling and consuming fish. In Yellowstone, angling is based on fishing for native species of wild trout in a natural setting.

Fishing regulations in Yellowstone National Park have evolved as ongoing research reveals population trends and interrelationships with the rest of the Yellowstone ecosystem. Increasing numbers of anglers have also influenced

the development of regulations by their impact on certain species and aquatic habitats.

Permits

Fishing All anglers 16 or older must possess a valid Yellowstone National Park fishing permit to fish in the park; state permits are not valid. 3 days—\$15; 7 days—\$20; season—\$35. Permits are available at ranger stations, visitor centers, Yellowstone General Stores, and flyshops in the local communities.

Anglers 15 or younger have two options: fish without a permit under direct supervision of an adult who has a permit or obtain a free permit that must be signed by an adult. The adult must ensure the child complies with all fishing regulations and provisions.

Boats & Float Tubes You must have a boat permit to use boats and float tubes; their use is limited to a few locations. Obtain these permits in person at: South Entrance, Lewis Lake Campground, Grant Village Backcountry Office, Bridge Bay Ranger Station. Non-motorized boating permits only are available at the Canyon, Mammoth, and Old Faithful backcountry offices, Bechler Ranger Station, West Yellowstone Visitor Information Center, and Northeast Entrance. You must have a Coast Guard approved “wearable” personal flotation device for each person on board.



**STOP AQUATIC
HITCHHIKERS!**

Prevent the transport of nuisance species.
Clean all recreational equipment.
www.ProtectYourWaters.net

Aquatic Nuisance Species (ANS) are plants and animals not native to the park and cause irreversible harm to the naturally-functioning ecosystem that exists here. Already, New Zealand mudsnails, whirling disease, and lake trout have resulted in loss of fisheries and closure of areas that once abounded with trout. You can help prevent the spread of harmful exotic invaders!

CLEAN YOUR BOAT

CLEAN YOUR GEAR

Do not release plants, fish, or animals into a body of water unless it came out of that body of water. If you witness a violation, please contact a local park ranger, stop by a visitor center, or call 307-344-7381, dial “0.”

Backcountry Tips and Regulations

Accessibility

Wheelchairs and some types of service animals are allowed in the backcountry. Contact the backcountry office for further information before taking them into the backcountry.

Campfires

Campfires are permitted only in established fire pits at certain campsites; you will be given this information when you obtain your overnight permit.

Day Hiking

Talk to a ranger at a backcountry office or visitor center before beginning a day hike. They know trail conditions, the weather forecast, and if areas are closed due to bear activity or management activities.

Drinking Water

Drinking untreated water may lead to intestinal infection. Filter water with a good commercial filter, treat it with a chemical such as iodine or chlorine, or boil it at least one minute. Never drink water from a hot spring.

Hypothermia

Exposure to wind, rain, or cold can cause hypothermia, which can kill you. Early warning signs include shivering, slurred speech, drowsiness, and exhaustion. Put on dry clothes and drink warm fluids at the first signs.

Non-native Plants

Invasive non-native plants (noxious weeds) threaten the park's ecosystem. Major threats include: spotted knapweed, ox-

eye daisy, St. Johnswort, musk thistle, leafy spurge, and dalmatian toadflax. If you see these or other exotic species in the backcountry, notify a ranger.

Overnight Trips

Permits are required. Obtain a free permit at a ranger station not more than 48 hours in advance of the first date of the trip. You will be given full instructions about backcountry regulations and safety. You can reserve sites up to 48 hours in advance for a \$20 fee. Make reservations at a ranger station or write the Backcountry Office, P.O. Box 168, Yellowstone National Park, WY 82190.

Pack It In—& Out

You must carry all refuse out of the

backcountry, including items partly burned (foil, glass, etc.).

Sanitation

Bury human waste 6 to 8 inches (15–20 cm) below ground and a minimum of 100 feet (30 m) from water. Dispose of waste water at least 100 feet (30 m) from water or campsites. Do not wash yourself, clothing, or dishes in lakes, ponds, rivers, or streams.

Stock Use

Not all trails are open to stock. Inquire at backcountry offices and ranger stations.

IMPORTANT: All stock users in Yellowstone must possess proof of a negative Coggins test performed within the last 12 months for each animal.



If You Carry Bear Pepper Spray:

- ◆ Use **bear** pepper spray. Personal self-defense pepper spray is not effective.
- ◆ The canister must be immediately available, not in your pack.
- ◆ It is effective only at distances of 10–30 feet and can be adversely affected by wind, cold temperatures, and age of the spray.
- ◆ Follow the manufacturer's instructions, know how to use the spray, and be aware of its limitations, including the expiration date.
- ◆ If you use the spray to stop a bear, leave the area immediately. The spray is effective for a short time and is less effective the second time.
- ◆ It is not a repellent. Don't spray it on people, tents, or backpacks.
- ◆ Carrying bear pepper spray is not a substitute for vigilance and exercising safety precautions.

For more safety tips, see page 2. For more backcountry travel details and regulations, stop by a backcountry ranger station or visit www.nps.gov/yell/planyourvisit/backcountryhiking.htm.

Bear Country Tips

A Fed Bear Is a Dead Bear

Do not leave packs containing food unattended, even for a few minutes. If a bear obtains human food even once, it often becomes aggressive about obtaining such food, and may have to be destroyed or removed from the park.

Alert Bears to Your Presence

Make loud noises, shout, or sing. Hike in groups, stay on maintained trails, and use caution if vision is obstructed. Do not hike after dark. Avoid carcasses; bears often defend this source of food.

If You Encounter a Bear

Do not run; bears can easily outrun you. Plus, running may cause an otherwise non-aggressive bear to attack. If the bear is unaware of you, keep out of sight and detour behind and downwind of the bear. If the bear is aware of you but has not acted aggressively, slowly back away.

Do not drop your pack! This teaches bears how to obtain human foods and often means the bear must be removed.

Climbing trees to avoid bears is not often practical. All black bears, all grizzly cubs, and some adult grizzlies can climb trees. Plus, running to a tree may provoke an otherwise uncertain bear to chase you.

If a Bear Approaches or Charges You

Do not run. Some bears will bluff their way out of a threatening situation by charging, then veering off or stopping abruptly. Bear experts generally recommend standing still until the bear stops and then slowly backing away. If you are attacked, try to lie on the ground completely flat on your stomach. Spread your legs and clasp your hands over the back of your neck. Do not drop your pack! It will protect your back.



Get an inside look with the Yellowstone Association Institute

Private Day Tours with Expert Naturalists

Choose from wildlife watching, day hiking, or learning about park geology. We'll introduce you to Yellowstone, provide advice to make the most of your visit, and show you the wonders of the park.

DAILY CHOICES

Activity levels will be tailored to your group.

Wildlife Watching on the Northern Range

Start: 6 or 8 AM at Gardiner, Mammoth, Roosevelt, or Old Faithful

Natural History & Geology: Yellowstone Lake & Grand Canyon of the Yellowstone

Start: 8 AM at Gardiner, Mammoth, Canyon, Norris, or Lake

Geysers, Mudpots, & Hot Springs: Old Faithful Area

Start: 8 AM at Gardiner, Mammoth, Norris, Madison, or Old Faithful

Day Hiking in Yellowstone

Start: 8 AM at Gardiner, Mammoth, Canyon, Old Faithful, Lake, Roosevelt, or Madison

Rates:

1–5 people \$495, 6–13 people \$625
Rates effective through April 13, 2009.

Advanced reservations are required.



Call 307-344-2294

Monday–Friday 8 AM to 4:30 PM

INSPIRE. EDUCATE. PRESERVE.
www.YellowstoneAssociation.org

Workshops Just for Teachers

The Yellowstone Association Institute and the National Park Service have partnered to offer field classes specifically for teachers. Each class focuses on an aspect of Yellowstone that can be universally applied wherever you teach, and provides invigorating ideas for instruction in any setting. Graduate and continuing education credits are available. For details on teacher resources in the park, including our residential program and curriculum, *Expedition: Yellowstone!*, visit: www.nps.gov/yell/forteachers



The National Park Service is a proud partner of Leave No Trace, a national education program promoting responsible outdoor recreation and stewardship of our public lands through outdoor skills and ethics. NPS urges you to learn how to minimize recreation impacts and help protect Yellowstone's precious wildlands for future enjoyment. For more information, visit a backcountry office in the park or www.LNT.org.

Old Faithful



NPS

About Old Faithful

Many myths exist about Old Faithful, the world’s most famous geyser (shown at left). Use the lists below to sort the facts from myths.

Myths

- ✗ No one can predict Old Faithful anymore.
- ✗ It is so predictable, you can set your watch by its eruption.
- ✗ It is the only predictable geyser.
- ✗ It is the most predictable geyser.
- ✗ It erupts every hour on the hour.
- ✗ Its eruption is not as high as it used to be.
- ✗ Its eruption lasts less time than it used to.
- ✗ Park rangers can control Old Faithful’s eruption.

Facts

- ✓ Old Faithful’s eruption length and height, and the time between eruptions varies daily and yearly.
- ✓ As of March 2008, an eruption lasts 1½ to 5 minutes; the average interval between eruptions is 90 minutes.
- ✓ Old Faithful’s height ranges from 106 feet to more than 180 feet, averaging 130 feet.
- ✓ Its average eruption length, height, and interval will change again—often as a result of an earthquake.
- ✓ 3,700 to 8,400 gallons of water are expelled per eruption, depending on the length of eruption.
- ✓ Just prior to eruption, water temperature at the vent is 204°F (95.6°C).
- ✓ It’s one of more than 300 geysers in Yellowstone.

Geysers are hot springs with narrow spaces in their plumbing, usually near the surface. These constrictions prevent water from circulating freely to the surface where heat would escape. The deepest circulating water can exceed the surface boiling point (199°F/93°C).

The surrounding pressure also increases with depth, much as it does with depth in the ocean. Increased pressure exerted by the enormous weight of the overlying rock and water prevents the water from vaporizing.

As the water rises, steam forms. Bubbling upward, steam expands as it nears the top of the water column until the bubbles are too large and numerous to pass freely through the constrictions. At a critical point, the confined bubbles actually lift the water above, causing the geyser to splash or overflow. This decreases pressure on the system, and violent boiling results. Tremendous amounts of steam force water out of the vent, and the eruption begins.

Water is expelled faster than it can enter the geyser’s plumbing system, and the heat and pressure gradually decrease. The eruption stops when the water reservoir is exhausted or when the gas bubbles diminish enough to be able to rise without ejecting the water.

New Old Faithful Visitor Education Center Coming!

A new Old Faithful Visitor Education Center is being built, and is planned to open in August 2010. It will provide visitors with a central location for learning about Yellowstone’s hydrothermal features and the unique microorganisms that live in them.



CTA Associates

Major funding for the Old Faithful Visitor Education Center provided by the Yellowstone Park Foundation.

The new Old Faithful Visitor Education Center is being planned to meet “Gold LEED Certification”—one of the first visitor centers in the National Park System to do so. (See p. 11) Its “green” features will include:

- ◆ Recycled materials and salvaged wood
- ◆ “Snow zones”—a natural soil moisture recharge system surrounding the building
- ◆ Locally and regionally manufactured materials
- ◆ A ventilation system in the foundation that acts as a thermal buffer to protect the sensitive geothermal area
- ◆ A multi-zone heating and cooling system that allows for a reduced heated space in winter
- ◆ Renewable resource cork flooring
- ◆ Composite wall coverings and roof shingles made from recycled materials
- ◆ Low-flow restroom plumbing
- ◆ Use of earth-friendly cleaning supplies

Visit the Canyon Visitor Education Center

Come learn about the world of Yellowstone’s supervolcano—an idea that has captured the minds and imaginations of people around the world.

You can see, hear, and learn how the Yellowstone volcano, its geysers and hot springs, and geologic history shape the distribution and abundance of all life found here.

You’ll find a 9,000 pound rotating globe illustrating global volcanic hotspots (shown at right) and a huge lava lamp showing how magma rises by heat convection. Explore volcanic eruptions, lava flows, glaciers, and earthquake faults through a room-size relief model of the park. Listen to stories told by Native Americans who trace their origins to this volcano, and see how artists interpret the canyon’s beauty. You’ll find these and other interactive exhibits, audiovisual productions, and real-time scientific data awaiting you at the Canyon Visitor Education Center.

Major funding for the Canyon Visitor Education Center provided by the Yellowstone Association, Canon USA, Watershed Foundation, the National Science Foundation, and your park entrance fees, as part of the Federal Lands Recreation Enhancement Act (FLREA).



NPS/Royse

Wildlife Gallery

Autumn 2008

9



Autumn is a spectacular season for watching wildlife. Elk mate in September—listen for bull elk bugling; look for them in Hayden and Lamar valleys and around Mammoth Hot Springs. Moose, deer, bighorn sheep, and pronghorn also mate in the fall. Bears—both black (left) and grizzly—are in their super-eating phase called hyperphagia, putting on weight before hibernation. Wolves are teaching their young to hunt. And birds are moving in their timeless migration.



Bear, pronghorn: NPS/Douglass; Wolf: NPS/Peaco; Crane: NPS/Schmidt

This howling wolf (above) is wearing a radio collar and shedding its thick winter fur. To learn more about wolves, ask for the free handout, “Restoration of Wolves,” at visitor centers. Look for sandhill cranes (right) in meadows or flying along rivers.



BE SAFE!

Wild animals are dangerous. To protect yourself and wildlife, follow these guidelines whether you are alone or in a wildlife jam:

- ◆ Park in a turnout and make sure your car is completely off the road.
- ◆ Put your vehicle into park and engage your parking brake.
- ◆ Stay near your vehicle so you can retreat if the animal approaches.
- ◆ Do not stand in the road.
- ◆ Never surround, crowd, approach, or follow wildlife.
- ◆ Never come between mothers and their young.
- ◆ Don’t block an animal’s line of travel.
- ◆ Do not run or move suddenly—this may cause predators to attack.
- ◆ If other people in the area are putting you in danger, leave the scene and/or notify a park ranger.
- ◆ Do not ever feed wildlife, including birds.



Courtesy Edward Suthoff

Other Park Highlights

Geysers & Hot Springs

The Old Faithful area—home to hundreds of hot springs and geysers—is one of many “hot” areas in the park. See travertine terraces at Mammoth Hot Springs, acidic features at Norris Geyser Basin, mudpots at Fountain Paint Pot and Mud Volcano, and colorful hot springs at Midway and West Thumb.

Grand Canyon

View the spectacular Upper and Lower Falls and colorful canyon walls from overlooks in the Canyon Village area. (North Rim Drive is closed for reconstruction.) See the northernmost section of the canyon from overlooks near Tower Fall, south of Tower Junction.

Lake Area

Don’t miss the largest high elevation lake (above 7,000 feet) in North America. With the Absaroka Mountains as a stunning backdrop, this area offers boating, fishing, hiking, wildlife viewing, and hydrothermal features. (Fishing and boating require permits; see page 6.)

History

You can visit historic sites such as Fishing Bridge Museum, Norris Geyser Basin Museum, Obsidian Cliff, Old Faithful Inn and Historic District, Roosevelt Lodge Historic District, and Fort Yellowstone at Mammoth Hot Springs. Free handouts describe some of these and other historic sites; ask for them at visitor centers.

BEWARE of elk!

Many visitors come to Yellowstone in the fall to witness the excitement of the elk rut. Unfortunately, every year visitors and vehicles are damaged by bull elk charging at them. Avoid this danger. Stay at least 25 yards from them—that’s approximately the length of six full-size pickup trucks parked bumper to bumper. A bull elk weighs 700 pounds, at least, and his antlers are sharp. Female elk will charge you too, and can hurt you. To protect you and the animals, park rangers and volunteers patrol Mammoth Hot Springs during this time. **Follow their directions.** If they ask you to move away, do so. Watch elk from a safe distance.

SAVE! America the Beautiful—the National Parks & Federal Recreation Lands Pass



The “America the Beautiful—the National Parks and Federal Recreational Lands Pass” program replaces the Golden Eagle, Golden Age, and Golden Access Passports and the National Parks Pass. This program provides several pass options for the public to use at federal recreation sites—including national parks and wildlife refuges—where entrance fees are charged.

You can purchase the America the Beautiful—National Parks and Federal Recreation Lands Pass at one of Yellowstone’s entrance stations or <http://store.usgs.gov/pass>. The pass is not good for camping or for some other fees such as parking fees at Mount Rushmore or cave tours at various parks. Be sure to inquire locally.

Entrance Fees

Private, noncommercial automobile	\$25 (7 days, both Yellowstone and Grand Teton)
Individual motorcycle	\$20 (7 days, both parks)
Single entry (foot, bike, ski, etc.)	\$12 (7 days, both parks)
Yellowstone–Grand Teton Pass	\$50 (valid one year from month of purchase)
America the Beautiful Pass—the National Parks and Federal Recreational Lands Pass	\$80 (valid for one year from month of purchase for entrance fees to federal fee areas)
Senior Pass	\$10—for U.S. citizens or permanent residents of the U.S. who are 62 or older.
Access Pass	Free—for citizens or permanent residents of the U.S. who have been determined to be blind or permanently disabled and present such documentation.


Golden Age Passports and Golden Access Passports will be accepted until they expire.

You Can Help Preserve and Protect Yellowstone

In our increasingly crowded and developed world, Yellowstone National Park provides a source of refuge and renewal for those who enter its quiet places. The park’s magnificent wilderness areas offer a glimpse of what our continent was like when humans first gazed in wonder upon its steaming geysers, thundering waterfalls, and abundant wildlife. However, Yellowstone exists today only because generations who came before us understood its value and made its preservation a priority.

Because so many visitors who love Yellowstone want to help ensure that it stands wild and unimpaired for our future, two separate organizations have been established. The Yellowstone Park Foundation and the Yellowstone Association work in partnership with the National Park Service and each other to provide a means for visitors to contribute to Yellowstone’s preservation. Please help us protect and preserve this national treasure. Your contribution to either organization will designate you as a true friend of Yellowstone; contributors of \$1,000 or more will have their names displayed on the park’s Honor Wall at Old Faithful, receiving special recognition as stewards and benefactors of Yellowstone National Park. Yellowstone will exist tomorrow as one of America’s most treasured places only if our generation understands its value and makes its preservation our priority.

Protecting the Wonders and Wildlife
of Yellowstone National Park



THE YELLOWSTONE PARK
FOUNDATION



With the support of Friends of Yellowstone the Foundation funds critical Park projects such as:

- wildlife and fisheries conservation
- historic preservation
- hiking trail restoration
- new state-of-the-art Old Faithful Visitor Education Center (opening date August 2010)
- and many more

To learn more
or to donate online visit us at
www.ypf.org

Your support makes a difference!
Donate now and receive a free t-shirt.

☐ \$30 ☐ \$50 ☐ \$100 ☐ \$250 ☐ Other \$ _____

NAME _____

ADDRESS _____

EMAIL _____

TELEPHONE _____


☐ Enclosed is my check. (Make check payable to the Yellowstone Park Foundation.)

☐ Please charge my credit card. (Choose one)

☐ Amex ☐ Diners Club ☐ Discover ☐ MC ☐ Visa

CREDIT CARD # _____ EXP. DATE _____

Mail donations to: Yellowstone Park Foundation
222 East Main Street, Suite 301, Bozeman, MT 59715 406.586.6303



T-shirt size
Please check one:
☐ Medium
☐ Large
☐ X-Large



Special edition souvenir stamps available at Canyon and Old Faithful Stores!

YELLOWSTONE ASSOCIATION
PARK STORES

Your **passport**
to discovery...



- Yellowstone’s largest selection of Books, Maps, and DVD’s
- All purchases support education and research in Yellowstone National Park

Join the Yellowstone Association at any of our eight Park Stores to **SAVE 15%** and get a **FREE GIFT** when you join!



YELLOWSTONE ASSOCIATION

INSPIRE. EDUCATE. PRESERVE.

Canyon • Fishing Bridge • Grant Village • Madison
Mammoth • Norris • Old Faithful • West Thumb

Visitor Winter Use



Come and enjoy Yellowstone National Park this winter. The road from the North Entrance to Cooke City is open, weather permitting, to wheeled vehicles. Along this road, you'll find ski trails, magnificent scenery, and wildlife.

Although all other park roads are closed to wheeled vehicles, many of them are open for oversnow travel through guided snowmobile and snowcoach tours. The park's winter use plan requires all snowmobile and snowcoaches to be commercially guided. Up to 540 snowmobiles and 83 snowcoaches are allowed each day. Snowmobile and snowcoach travel is restricted to existing park roads, groomed for their use. Sylvan Pass on the East Entrance Road will be open unless avalanche conditions warrant closing.

You may also cross-country ski and snowshoe in the park, and some ski/snowshoe routes are groomed or marked.

For more information about winter activities and winter use planning, go to www.nps.gov/yell/planyourvisit/winteract.htm.

When Buffalo Roam



During winter, bison often migrate to winter range along and outside the park's north and west boundaries. This concerns the livestock industry because some bison carry the disease brucellosis, which is a problem with cattle. A bison management plan is in place to conserve the Yellowstone bison population and minimize or avoid the risk of Yellowstone bison mixing with livestock near the park.

According to the plan, bison migrating from the park may be hazed to acceptable habitats, usually back inside the park. When hazing is no longer successful, the bison can be captured, and are often sent to slaughter.

Vaccination

State and federal agencies have developed vaccination programs to be used at boundary capture facilities. The National Park Service is preparing an environmental study to evaluate vaccinating bison inside the park using remote



NPS

Keeping Yellowstone "Green"

"Green" Building

Yellowstone National Park is applying national standards for environmentally-sound buildings to new park building projects.

The new Old Faithful Visitor Education Center, which began construction in 2008, will include these "green" features:

- ◆ Recycled materials and salvaged wood
- ◆ "Snow zones"—a natural soil moisture recharge system surrounding the building
- ◆ Locally and regionally manufactured materials
- ◆ A ventilation system in the foundation that acts as a thermal buffer to protect the sensitive geothermal area
- ◆ A multi-zone heating and cooling system that allows for a reduced heated space in winter
- ◆ Renewable resource cork flooring
- ◆ Composite wall coverings and roof shingles made from recycled materials
- ◆ Low-flow restroom plumbing
- ◆ Use of earth-friendly cleaning supplies

Annual Recycling

In 2007, Yellowstone National Park and its concessioners recycled:

- ◆ 89 tons of newspapers, office paper, and magazines
- ◆ 30 tons of aluminum/steel
- ◆ 174 tons of glass
- ◆ 39 tons of plastic containers
- ◆ 278 tons of cardboard
- ◆ >10,000 small propane cylinders
- ◆ 6,000 used tires
- ◆ >50% of the park's solid waste into compost

Clean & Efficient Travel

- ◆ Toyota Motor Sales, U.S.A., Inc. has donated hybrid vehicles to Yellowstone National Park through the Yellowstone Park Foundation. The Prius hybrid (photo below) has 90% lower emissions than the average car, better fuel efficiency, and runs quietly when using only the electric motor.
- ◆ The National Park Service, Montana Department of Environmental Quality, and the University of Idaho are taking advantage of Yellowstone's extremely cold winters to test alternative fuels in harsh conditions.
- ◆ Dodge Truck, Inc. donated a three-quarter ton 4x4 pickup to test 100% biodiesel fuel. It averages 17 miles per gallon with less smoke, hydrocarbons, nitrogen oxides, and carbon monoxides emitted in the exhaust.
- ◆ All diesel-powered vehicles driven by park employees and many used by concessioners run on a 20% blend of industrial-grade vegetable oil and diesel.
- ◆ Yellowstone uses an ethanol blend in all unleaded park vehicles and is the first national park to sell ethanol blended fuel to visitors at public service stations.



NPS/Peaco

delivery methods that do not require handling bison.

Bison Hunt

The state of Montana manages a public bison hunt on public lands outside Yellowstone National Park during the late fall and winter. Through the hunt, the state manages the number of bison on low-elevation winter ranges outside the park.

In addition, several tribes are exercising their treaty rights to hunt bison outside the park.

Outlook

The agencies will continue to monitor bison abundance, distribution and movements, and brucellosis prevalence in the population. In addition, they will continue to advance the management program toward greater tolerance for bison on low-elevation winter range outside Yellowstone.

Mission of Yellowstone National Park

Preserved within Yellowstone National Park are Old Faithful and the majority of the world's geysers and hot springs. An outstanding mountain wildland with clean water and air, Yellowstone is home of the grizzly bear and wolf and free-ranging herds of bison and elk. Centuries-old sites and historic buildings that reflect the unique heritage of America's first national park are also protected. Yellowstone National Park serves as a model and inspiration for national parks throughout the world.

Mission of the National Park Service

The National Park Service preserves unimpaired the natural and cultural resources and values of the national park system for the enjoyment, education, and inspiration of this and future generations. The National Park Service cooperates with partners to extend the benefits of natural and cultural resource conservation and outdoor recreation throughout this country and the world.

Services in the Park



12

Autumn 2008

YELLOWSTONE NATIONAL PARK

Medical Services Guide

2008 Season




MEDICAL SERVICES AT YELLOWSTONE

Emergencies
Dial "911" or contact any National Park Service ranger within the park boundaries. Specially trained rangers provide rescue, emergency medical care, and ambulance service.

Medical Clinics
Medcor operates three urgent-care clinics within the park. The clinic at Mammoth is open year round, staffed by a board-certified physician and a team of experienced RN's. The clinics at Lake and Old Faithful are open seasonally (see below for schedules).

All of these clinics are open to the public and are staffed and equipped for most medical emergencies as well as for routine care. Services include injury and illness treatment, x-rays, and some lab and pharmacy services.

If in-patient care or advanced services are required, the clinic staff can stabilize patients and arrange for appropriate transfer to a hospital outside the park.



CLINIC	DATES	DAYS	HOURS
Mammoth Open Year Round (307) 344-7965	January 2 – May 23	Monday – Friday Closed 5/26	8:30 am – 5:00 pm; closed Fridays at 1 pm
	May 27 – September 30	7 days a week	8:30 am – 5:00 pm
	October 1 – December 31	Monday – Friday Closed 11/24 – 11/25 Closed early 12/24 Closed 12/25 – 12/26	8:30 am – 5:00 pm; closed Fridays at 1 pm
Lake Open Seasonally (307) 242-7241	May 23 – September 22	7 days a week	8:30 am – 8:30 pm; On-call after hours through 911
Old Faithful Open Seasonally (307) 545-7325	May 16 – September 14	7 days a week	7:00 am – 7:00 pm; On-call after hours through 911
	September 15 – October 5	Thursday – Monday Closed Tue. and Wed.	8:30 am – 5:00 pm

Yellowstone Medical Providers
National Park Service Rangers
Professionals trained in fire, rescue, emergency medicine, law enforcement, and wilderness operations. www.nps.gov

Medcor
Medical staff, systems, software and services, providing clinical interventions on-site and on-line across the country. www.medcor.com

Eastern Idaho Regional Medical Center
Air and ground ambulance, emergency medical direction, training, and trauma/specialty care from Idaho's only verified Trauma Center, and one of only 113 Level II Trauma Centers in the entire U.S. www.eirmc.com

Stay Safe & Healthy at Yellowstone
Yellowstone is a large wilderness area with many natural hazards, including wild animals, scalding hydro-thermal features, freezing temperatures, blinding snow, thin ice, deep and running water, and high altitude. Please follow all national park regulations and common-sense precautions to stay safe and healthy while enjoying your visit to Yellowstone.

If you are a registered nurse, nurse practitioner, or physician assistant and are interested in working in our unique Medcor clinics, please inquire at our website at www.medcor.com.

© 2008 Medcor, Inc.
All rights reserved.

IMPORTANT PHONE NUMBERS

EMERGENCY: 911

Lodging, dining, camping, activities:
307-344-7311 or
TDD 307-344-5395

Park Information:
307-344-7381

Park Tip Line
307-344-2132

Call the tip line to report a crime or criminal activity.
Leave as much detail as you can—who, what, where,
when. Leave your name and number, or you can remain
anonymous.



Yellowstone General Stores

- Souvenirs:** Find a new t-shirt or a keychain with your name on it! Raining? Grab a poncho and don't miss out on that hike to the Grand Canyon of the Yellowstone!
- Food:** Take a break from hiking and sightseeing and eat in one of our many fountain areas. Depending on the location, we offer pizzas, hamburgers, salads, sandwiches, coffee, etc. Wash down your meal with a refreshing glass of Coca-Cola. Don't forget to try an ice cream sundae or scoop of local Montana Wilcoxson's Moose Tracks!
- Camping/Hiking Supplies:** Going backpacking? Bring along a can of bear spray or a magnesium fire starter from our outdoor recreation department.
- Fly Fishing Licenses:** In order to fish in the park, a fishing license is required. Only \$35 for an annual pass in Yellowstone National Park!
- Photo processing:** Make sure your picture in front of Old Faithful erupting turned out at one of our many digital photo-processing centers.
- Special Events:** Visit Old Faithful, Grant, Fishing Bridge and Canyon General Stores where you will meet talented and interesting artists and authors who make unique Yellowstone products as part of our "Pathways at Yellowstone" program!
- Recycling:** Participate in our environmental management program, GreenPath, and help us in our efforts to preserve the environment and reduce waste. Give your used batteries and propane canisters to any of our friendly associates to recycle! We also use biodegradable dishware and cutlery made of corn, potato, and sugar cane to reduce our impact!



Present this ad with a recyclable item
for a free Coca-Cola fountain beverage
at any of our fountain locations!

Use the card that protects the wonders and wildlife of Yellowstone!



U.S. Bank contributes a percentage of every purchase to the Yellowstone Park Foundation to help fund projects that protect the wonders and wildlife of Yellowstone National Park.

Go to www.ypf.org or call 1-800-853-5576 (press "1", then ext. 8301) to sign up for your Yellowstone Park Foundation Visa® Platinum Card today!

U.S. Bank National Association (NBA) is creditor and issuer of the Yellowstone Park Foundation Visa® Platinum Card.
Card photos by Tim Murphy.

Grand Teton National Park

Autumn 2008

13

Make time for a visit to our neighbor to the south, Grand Teton National Park. This park offers spectacular scenery and its own campgrounds, exhibits, and activities. More information is in the park newspaper, *Teewinot*, or at www.nps.gov/grte. Newspapers are available at Grand Teton visitor centers and entrance stations.

Visit the new Craig Thomas Discovery & Visitor Center in Moose and the Laurance S. Rockefeller Preserve Center.

All dates and hours are approximate.

Campgrounds

First come, first served. For current status of campgrounds, ask at entrance stations or visitor centers in Grand Teton National Park.

Campground	Fee	Fills by:	Open:
Colter Bay (350 sites)	\$17	Rarely fills	5/23–9/28
Gros Ventre (360 sites)	\$17	Evening	5/9–10/12
Jenny Lake (49 sites)	\$19	11 AM	5/12–9/28
Lizard Creek (60 sites)	\$18	Rarely fills	6/6–9/2
Signal Mt. (86 sites)	\$18	Afternoon	5/9–10/19

Jenny Lake is open to tents only. Other campgrounds accommodate tents, trailers, and recreational vehicles (30-foot restriction at Signal Mt.). All campgrounds have modern comfort stations, but none have utility hookups. The maximum stay is 7 days at Jenny Lake, 14 days at other campgrounds, 30 days total per year.

Lodging

Make your reservations directly:

Colter Bay Cabins (5/23–9/28)	800-628-9988
Colter Bay RV Park (5/23–9/28)	800-628-9988
Dornan's Spur Ranch Cabins (all year)	307-733-2522
Flagg Ranch Resort (5/23–9/21)	307-543-2861 or 800-443-2311
Jackson Lake Lodge (5/19–10/5)	800-628-9988
Jenny Lake Lodge (5/30–10/5)	307-733-4647
Signal Mt. Lodge (5/9–10/19)	800-672-6012

Lodging can also be found in surrounding communities.

Information

Colter Bay Visitor Center & Indian Arts Museum—May 10 to October 13. Information, audiovisual programs, permits, and publication sales. Phone: 307-739-3594.

Flagg Ranch Information Station—6/2–9/1. Phone: 307-543-2372.

Jenny Lake Ranger Station (climbing information)—5/17–9/21. Phone: 307-739-3343.

Jenny Lake Visitor Center—May 10–Sept. 27. Information, publication sales. Phone: 307-739-3392.

Craig Thomas Visitor Center (Moose)—Open year-round. Information, audiovisual programs, exhibits, permits, publication sales. Phone: 307-739-3399.

Laurance S. Rockefeller Preserve Center—June 22–Oct. 13. Sensory exhibits and orientation to the 8-mile trail network. Phone: 307-739-3654.

Telecommunications device for the deaf only (TDD): 307-739-3400.

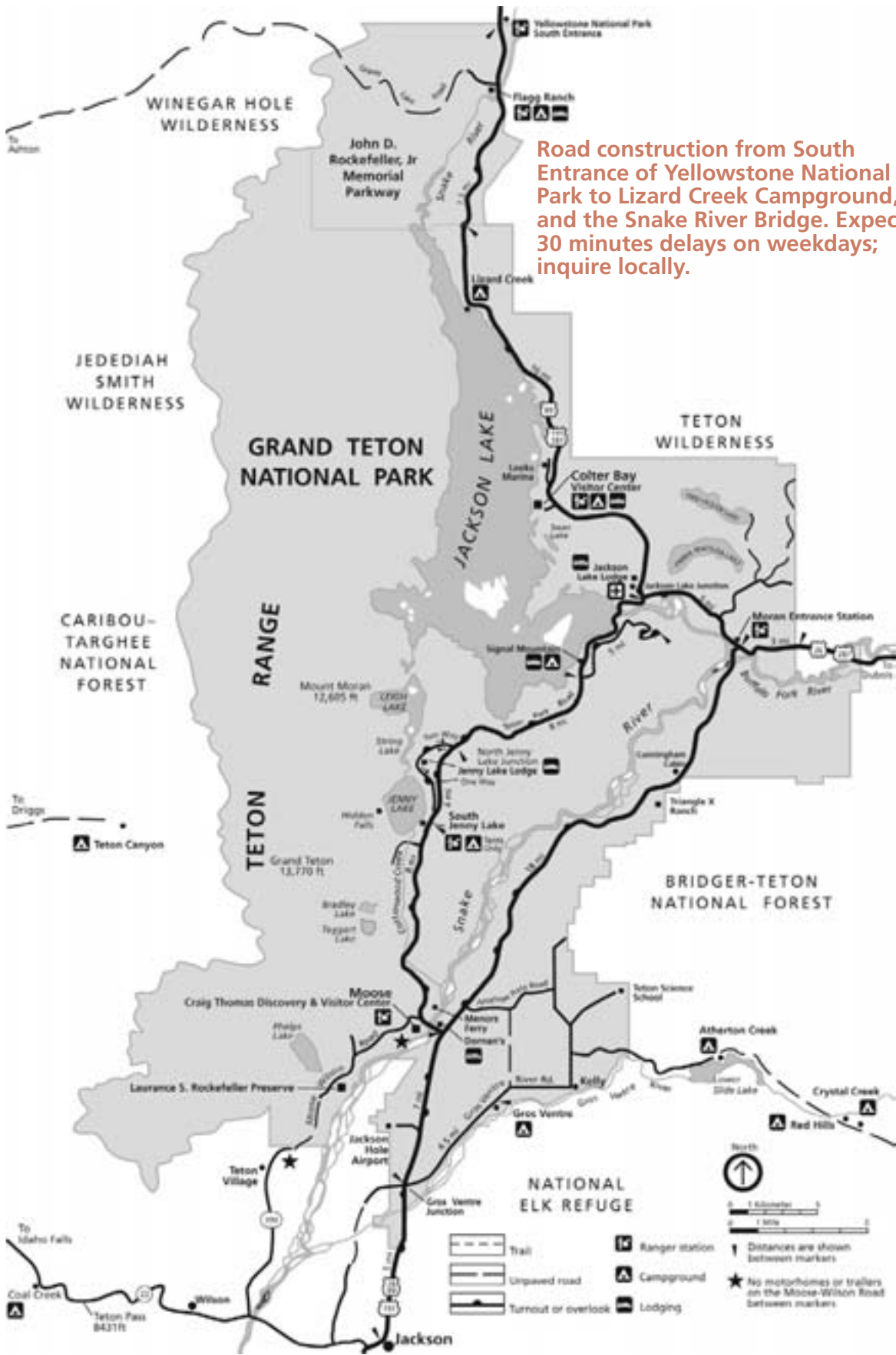
Medical Clinic

Grand Teton Clinic, located near Jackson Lake Lodge. Daily, late May to early October. Call 307-543-2514 or after hours 307-733-8002.

Emergency: dial 911.

Activities

Hiking, sightseeing, boating, horseback riding, and fishing are available depending on seasonal conditions. Backcountry camping requires a free permit from the Moose or Colter Bay visitor centers or the Jenny Lake Ranger Station. Boating requires a Grand Teton boating permit, sold at visitor centers. A Wyoming fishing license is required to fish in Grand Teton National Park.



For more information about Grand Teton National Park: call 307-739-3300 or visit the website, www.nps.gov/grte

Area Communities

Services are available in communities near Yellowstone; contact these Chambers of Commerce:

Montana

Big Sky	406-995-3000
Billings	800-735-2635
Bozeman	800-228-4224
Cooke City–Silver Gate	406-838-2495
Gardiner	406-848-7971
Livingston	406-222-0850
Red Lodge	888-281-0625
West Yellowstone	406-646-7701

Wyoming

Cody	800-393-2639
Dubois	307-455-2556
East Yellowstone/Wapiti Valley	307-587-9595
Jackson	307-733-3316

Idaho

Idaho Falls	866-365-6943
Eastern Idaho Visitor Information Center	800-634-3246

Nearby Public Lands

Big Hole National Battlefield	406-689-3155
Bighorn Canyon National Recreation Area	406-666-2412
Bridger–Teton National Forest	307-739-5500
Caribou–Targhee National Forest	208-624-3151

Gallatin National Forest	406-587-6701
Glacier National Park	406-888-7800
Grant–Kohrs Ranch National Historic Site	406-846-3388
Little Bighorn Battlefield National Monument	406-638-2621

Shoshone National Forest	307-527-6241
Virginia City National Historic Landmark	406-843-5247

Services in Yellowstone

14

Autumn 2008

"They said they'd seen it all
in Yellowstone. We politely suggested one of our
Lodging & Learning packages. Four days later, that
same family couldn't stop talking about all
the new things they'd discovered
about the park,
and themselves.
We just smiled."



*Yellowstone,
Don't just see it
Experience it.*

For individual reservations, winter get-away
packages and all other information call:
866-GEYSERLAND (866-439-7375) or 307-344-7311.
For Lodging & Learning Package reservations
and information 307-344-5566
www.travelyellowstone.com

YELLOWSTONE
NATIONAL PARK LODGES
Operated by **Xanterra Parks & Resorts®**
BEAUTIFUL PLACES ON EARTH®
Xanterra Parks & Resorts is an authorized
concessioner of the National Park Service.

WINTER LODGING & LEARNING PACKAGES
*Naturalist-guided daily adventures
lodging and some meals included.*

Winter Wolf Discovery
(4 nights) Dec. 21 - March 1
\$579.00 per person

Winter in Wonderland
(6 nights) Dec. 22 - March 2
\$1,209.00 per person

Yellowstone on Skis
(5 nights) Dec. 20 - Feb. 28
\$1,059.00 per person

Family Winter Holiday
(4 nights) Dec. 26, Jan. 16, Feb. 13
\$2,366.00 2 adults & 2 children

Winter Wildlife Expedition
(4 nights) Dec. 24 - March 4
\$579.00 per person

Old Faithful Winter Expedition
(4 nights) Dec. 27 - Feb. 21,
\$929.00 per person

Winter Rendezvous
(4 nights) March 4-8
March 8 - 12
\$739.00 per person

WINTER GET-AWAY PACKAGES
*2 night minimum stay required
Packages available January 4 - March 13*

Frosty Fun
Mammoth \$125
Old Faithful Snow Lodge \$289

Nordic Heaven
Mammoth \$175
Old Faithful Snow Lodge \$329

Snow-Me Deal
Mammoth \$225
Old Faithful Snow Lodge \$389

Trail of the Wolf
Mammoth \$389
Old Faithful Snow Lodge \$529

Rates are per person double occupancy
and do not include tax

HELP PROTECT YELLOWSTONE!

Xanterra's Long Term Commitment to Sustainability

Xanterra provides hospitality in some of the most beautiful places on earth, and we take our role of environmental stewardship very seriously. Through our Ecologix program, we incorporate sustainable practices in all aspects of our operations, from food to fuel, and from emissions reduction to renewable energy.

You can help us protect Yellowstone in the following ways:

Recycle: For your convenience, we now offer in-room recycling containers for plastic, paper, glass, cardboard, and aluminum. Recycling bins are also located throughout the park. With help from visitors like you, last year we recycled over a half a million pounds of material!

Choose Green: When shopping in our retail gift shops, look for our "Sustain the Earth" logo—this designates sustainable products. And be sure to use or purchase a reusable bag! Our restaurants also offer a variety of "green" choices including our great tasting Marine Stewardship Council certified salmon and fair trade, organic coffee.



Conserve Energy: When staying in the park's guest rooms, take advantage of the linen reuse program. Be sure to turn off lights and heat when you leave the room.

Be Green at Home: Stewardship does not end at national park borders. You can help protect Yellowstone and other national parks from the impacts of climate change and pollution by adopting green practices at home.

For more information on Xanterra's commitment to sustainability, we invite you to review our Sustainability Report located in guest rooms and lodging front desks. The information is also available at www.xanterra.com.

ecologix
Xanterra's Environmental Commitment

Lost & Found Call 307-344-5387 to report or retrieve items lost in lodging facilities; call 307-344-2107 to report or retrieve items lost in other parts of the park.

ATM 24-hour cash available at general stores at Canyon, Fishing Bridge, Grant, Mammoth, and Old Faithful; and at Canyon Lodge, Lake Yellowstone Hotel, Mammoth Hot Springs Hotel, Old Faithful Inn, and Old Faithful Snow Lodge. CIRRUS and PLUS network.

Worship Services Most major denominations and interdenominational services available in summer, in the park and in communities near the park. Information on bulletin boards at campgrounds and visitor centers.

Tours The Yellowstone Association Institute and Xanterra Parks & Resorts offer guided tours throughout the park. See pages 7 & 14. For other certified guides and outfitters, including for backcountry tours, write to Yellowstone National Park, WY 82190, call 307-344-7381, or visit www.nps.gov/yell

Caution: Unauthorized Tours & Guides Make sure your guide, tour company, or other commercial service is authorized by the National Park Service. Please report unauthorized operators to a ranger at a visitor center or ranger station or to the Chief, Concessions Management, P.O. Box 168, Yellowstone National Park, WY 82190; 307-344-2271.

Reservations For lodging, dining, camping, and activity reservations, call Xanterra Parks & Resorts, 307-344-7311, TDD 307-344-5395, or toll-free 866-439-7375. You can also make reservations at lodging front desks or activities desks.

Dinner reservations required at Grant Village Restaurant, Lake Yellowstone Hotel Dining Room, Old Faithful Inn Dining Room.



Recycling You can recycle glass, cans, paper, cardboard, plastic bottles with narrow necks, office paper, magazines, small propane canisters (used with camp stoves and lanterns), household batteries. See map on back page for general locations; inquire locally.



Yellowstone Park Service Stations, Inc. has been serving Yellowstone visitors since 1947. We operate seven service stations with limited retail items and four repair/towing facilities. See page 15 for dates and locations of operation.

Snacks • Drinks • Ice • Auto Repair/Parts • Tires • Towing/Recovery

LP Gas is available at Fishing Bridge and Grant Village.

Diesel fuel available except at Old Faithful Upper and Tower.

Towing and repair services are available at Old Faithful, Grant Village, Fishing Bridge, and Canyon.

Present this ad at one of our auto repair facilities for 10% off one oil change or tire repair. No appointment necessary!

YPSS Celebrates Yellowstone Explorers of Yesteryear and Today

One of the most interesting visitors to the Yellowstone area in 1865 was Father Francis Xavier Kuppens, a Belgian priest of the Jesuit Order, who offered this recollection 32 years later:

About the years 1865-66 I was stationed at the old Mission of St. Peter's on the Missouri River near the mouth of Sun River. A great part of that winter and spring I spent with the Pigeon [Piegan] Indians roaming from place to place south . . . It was while leading this nomad life that I first heard of the Yellowstone. Many an evening in the tent of Baptiste Champagne or Chief Big Lake the conversation, what little there was of it, turned on the beauties of that wonderful spot. I do not know that the narrator always adhered strictly to facts, but making allowance for fervid imagination there was sufficient in the tale to excite my curiosity
















and awaken in me a strong desire to see for myself this enchanted if not enchanting land. In the spring with a small party of Indians hunting buffalo, I persuaded a few young men to show me the wonderland of which they had talked so much. Thus I got my first sight of the Yellowstone. I shall not attempt to describe it, that has been done by many abler pens than mine; but you may be sure that before leaving I saw the chief attraction—the Grand Cañon, hot and cold geysers, variegated layers of rock, the Fire Hole, etc. I was very much impressed with the wild grandeur of the scenery.

May your wanderings in and reflections of Yellowstone bring you the simple peace and lasting memories experienced and recorded by Father Kuppens.

Service Locations & Schedules

Autumn 2008

15

	Canyon Village	Fishing Bridge	Grant & West Thumb	Lake & Bridge Bay	Mammoth Hot Springs	Norris	Old Faithful	Tower & Roosevelt	West Entrance & Madison
 Visitor Information Book Store <i>books, videos, maps, other educational items</i>	Visitor Education Center 5/10–23 9 AM–5 PM 5/24–9/1 8 AM–7 PM 9/2–9/30 8 AM–6 PM 10/1–10/19 9 AM–5 PM	Visitor Center 5/24–9/1 8 AM–7 PM 9/2–9/30 9 AM–6 PM	Visitor Center (Grant) 5/24–9/1 8 AM–7 PM 9/2–9/30 9 AM–6 PM Information Station (West Thumb) 5/24–9/14 9 AM–5 PM	No book store here.	Albright Visitor Center Through 5/23 9 AM–6 PM 5/24–9/1 8 AM–7 PM 9/2–9/30 8 AM–6 PM 10/1 and thereafter 9 AM–5 PM	Information Station 5/24–9/1 9 AM–5 PM 9/2–9/30 9 AM–5 PM Museum of the National Park Ranger 5/24–9/28 9 AM–5 PM	Visitor Center Through 5/23 9 AM–6 PM 5/24–9/1 8 AM–7 PM 9/2–9/30 8 AM–6 PM 10/1–11/2 9 AM–5 PM	No book store here.	West Yellowstone Visitor Information Center NPS rangers available 4/18–5/23, 8 AM–4 PM 5/24–9/1, 8 AM–8 PM 9/2–11/2, 8 AM–4 PM Information Station (Madison) 5/2–9/30: 9 AM–5 PM
 Medical clinic				May 23–Sept. 22 See page 12.	Year-round, except for some holidays. See page 12.		May 16–Oct. 5 See page 12.		
 Service station <i>snacks, drinks, ice</i> ** Credit card service at pump <i>24 hours a day</i>	**Gas: May 2–Oct. 13 Repairs: May 23–Sept. 1 Wrecker: May 16–Oct. 13 Call 406-848-7548 for assistance	**Gas: May 16–Sept. 21 Repairs: May 23–Sept. 1 Wrecker: May 23–Sept. 1 LP Gas available Call 406-848-7548 for assistance	**Gas (Grant): May 23–Sept. 28 Repairs: May 23–Sept. 1 Wrecker: May 23–Sept. 1 LP Gas available Call 406-848-7548 for assistance		May 9–Oct. 6 Call 406-848-7548 for assistance		**Lower: May 2–Oct. 13 **Upper: May 20–Sept. 1 Wrecker: May 16–Oct. 13 Repairs: May 23–Sept. 1 Call 406-848-7548 for assistance	June 6–Sept. 1 Call 406-848-7548 for assistance	
 General Store <i>groceries, restaurant souvenirs, camping & fishing gear</i>	May 18–Oct. 1 (also has ATM, espresso, jewelry)	May 9–Oct. 6 (also has ATM, photo processing, jewelry)	Grant May 23–Sept. 22 (also has ATM, jewelry)	Lake May 17–Sept. 29	Year-round (no restaurant; lunch available winter & early spring)		Lower: May 23–Oct. 6 Upper: May 2–Oct. 20 (also photo processing)	Tower May 16–Sept. 30 (no restaurant)	
 Outdoor Store <i>recreation gear, snacks, fast food souvenirs</i>	Yellowstone Adventures Apr. 18–Nov. 2			Bridge Bay May 30–Sept. 8					
 Mini Store <i>groceries, some camping & fishing gear, souvenirs</i>			Grant May 12–Oct. 6					Roosevelt June 6–Sept. 1	
 Gift shop <i>(in lodging facilities)</i>	Canyon Lodge May 30–Sept. 14		Grant Village May 23–Sept. 28	Lake Hotel May 16–Oct. 5 Lake Lodge June 10–Sept. 21	Mammoth Hot Springs Hotel May 2–Oct. 12		Old Faithful Inn May 9–Oct. 10 Old Faithful Snow Lodge April 18–Nov. 2 Old Faithful Lodge May 16–Sept. 28	Roosevelt Lodge June 6–Sept. 1	
 Hotel	Canyon Lodge May 30–Sept. 14		Grant Village May 23–Sept. 28	Lake Hotel May 16–Oct. 5	Mammoth Hot Springs Hotel May 2–Oct. 6		Old Faithful Inn May 9–Oct. 10 Old Faithful Snow Lodge May 2–Oct. 19		
 Cabins	Canyon Lodge May 30–Sept. 21			Lake Hotel May 16–Oct. 5 Lake Lodge June 10–Sept. 21	Mammoth Hot Springs Hotel May 2–Oct. 6		Old Faithful Lodge May 16–Sept. 28 Old Faithful Snow Lodge May 2–Oct. 19	Roosevelt Lodge June 6–Sept. 1	
 Restaurant <i>(see also General Store)</i>	Canyon Lodge May 30–Sept. 21		Grant Village May 23–Sept. 28 Lake House at Grant May 23–Sept. 21	Lake Hotel May 16–Oct. 5	Mammoth Hot Springs Hotel May 2–Oct. 6		Old Faithful Inn May 9–Oct. 10 Old Faithful Snow Lodge May 2–Oct. 19	Roosevelt Lodge June 6–Sept. 1	
 Cafeteria	Canyon Lodge May 30–Aug. 31			Lake Lodge June 10–Sept. 21			Old Faithful Lodge May 16–Sept. 28		
 Snacks, light meals, fast food <i>(see also stores)</i>	Picnic Shop May 30–Sept. 14			Lake Hotel Deli May 16–Oct. 5	Terrace Grill May 2–Oct. 12		Old Faithful Inn, Bear Paw Snack Shop: May 9–Oct. 10 Old Faithful Snow Lodge, Geyser Grill April 18–Nov. 2 Old Faithful Lodge Bake Shop May 16–Sept. 28		
 Campground <i>Details on p. 6</i> ** Reservations accepted	**Canyon: 6/6–9/7 (laundry) Norris, 12 mi east, 5/16–9/29	**RV Park (hard-sided units only; laundry) 5/16–9/28	**Grant: 6/21–9/21 (laundry) Lewis Lake, 10 mi south, 6/15–11/3	**Bridge Bay: 5/23–9/14 **Fishing Bridge RV Park (hard-sided units only; laundry): 5/16–9/28	Mammoth: All year Indian Creek, 9 mi south, 6/13–9/15 Norris, 21 mi south, 5/16–9/29	Norris: 5/16–9/29	**Madison, 16 mi north, 5/2–10/26	Tower Fall, 3.5 mi south, 5/16–9/29 Slough Creek, 7 mi east, 5/23–10/31 Pebble Creek, 18 mi east, 6/13–9/29	**Madison, 5/2–10/26
 Showers	At campground 6/6–9/7	At RV park 5/16–9/28	At Grant Village Campground 6/21–9/21		Mammoth Hot Springs Hotel 5/2–10/6		Old Faithful Inn 5/9–10/10	Roosevelt Lodge 6/6–9/1	
 Marina Boat Tours Trail Rides	Trail Rides 6/15–8/30			Bridge Bay: Dock rental 5/23–9/14 Boat Tours 5/30–9/14	Trail Rides 5/23–9/13			Trail & Stagecoach Rides 6/6–8/31 Cookout 6/7–8/31	

YELLOWSTONE

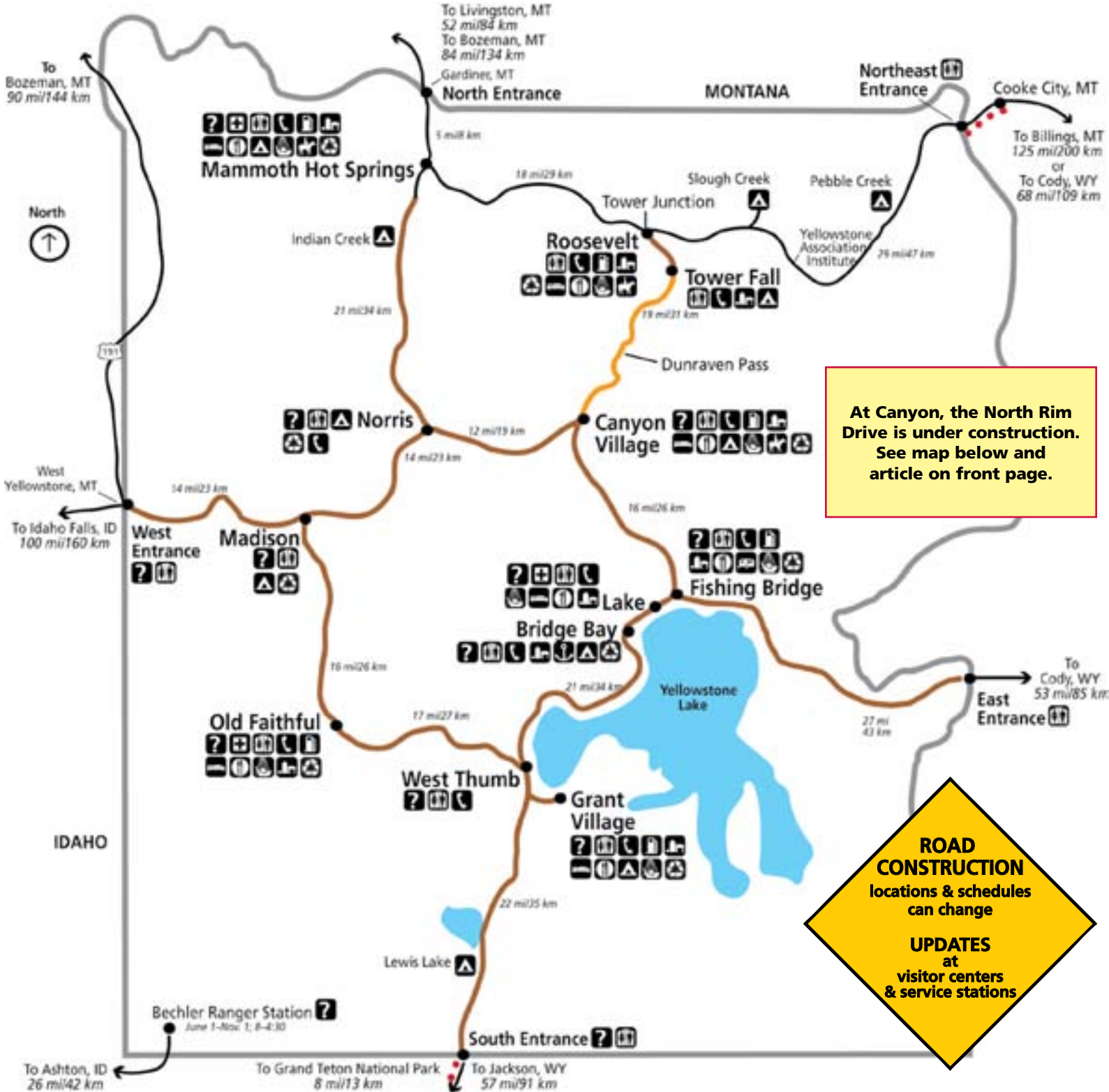
- Visitor center or information station
- Medical clinic
- Restrooms
- Telephone
- Service station
- General Store, Mini Store, Gift Shop
- Lodging
- Food
- Campground
- Camping: hard-sided units only
- Showers
- Marina
- Trail rides
- Recycling

SPEED KILLS
more than
100
deer
moose
bears
elk
bison
wolves

each year



SLOW DOWN
and save a life

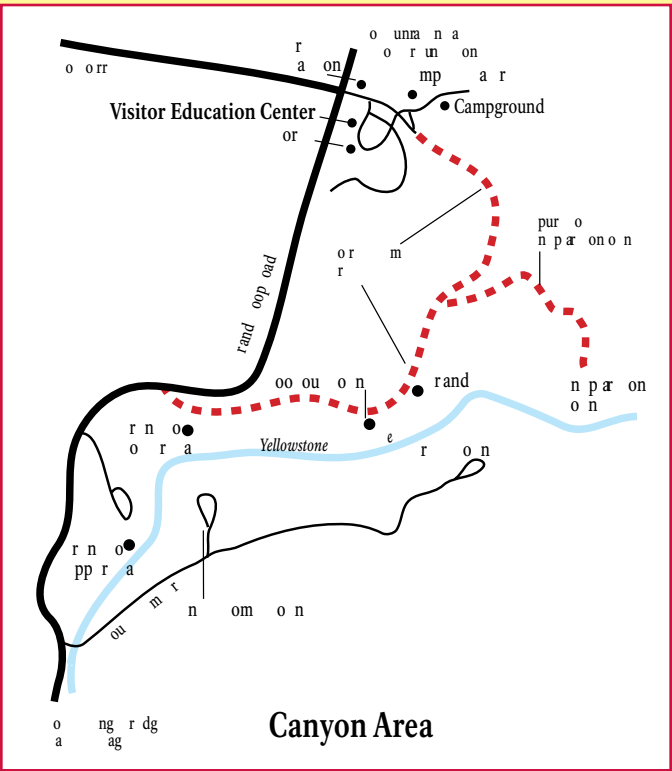


Road Closing Schedule

- Closes October 14 at 8 AM**
Canyon Junction to Tower Fall, including Dunraven Pass.
- Closes November 3 at 8 AM**
- Open year-round**

Road Work

- Canyon Village**
North Rim Drive
CLOSED from Camper Services to Grand Loop Road, including Inspiration Point.
- Beartooth Highway** (US 212),
Northeast Entrance through Cooke City:
May 27–October 14 open with possible half-hour delays Monday–Friday, but no weekend or holiday work. For construction updates on this highway *only*, call 888-285-4636.
- South Entrance to Lizard Creek**
Campground + Snake River Bridge in Grand Teton NP (US 89/191/287)
Expect 30 minute delays on weekdays at both locations. For construction updates on this highway *only*, call 307-739-3614.



www.nps.gov/yell • www.YellowstoneAssociation.org • www.TravelYellowstone.com



All service stations in Yellowstone offer environmentally sensitive fuels, specially formulated by ConocoPhillips to reduce hydrocarbon emissions and decrease other pollution-related problems.

Park Information: 307-344-7381 (TDD: 307-344-2386) • Emergency—Dial 911 • Road updates: 307-344-2117