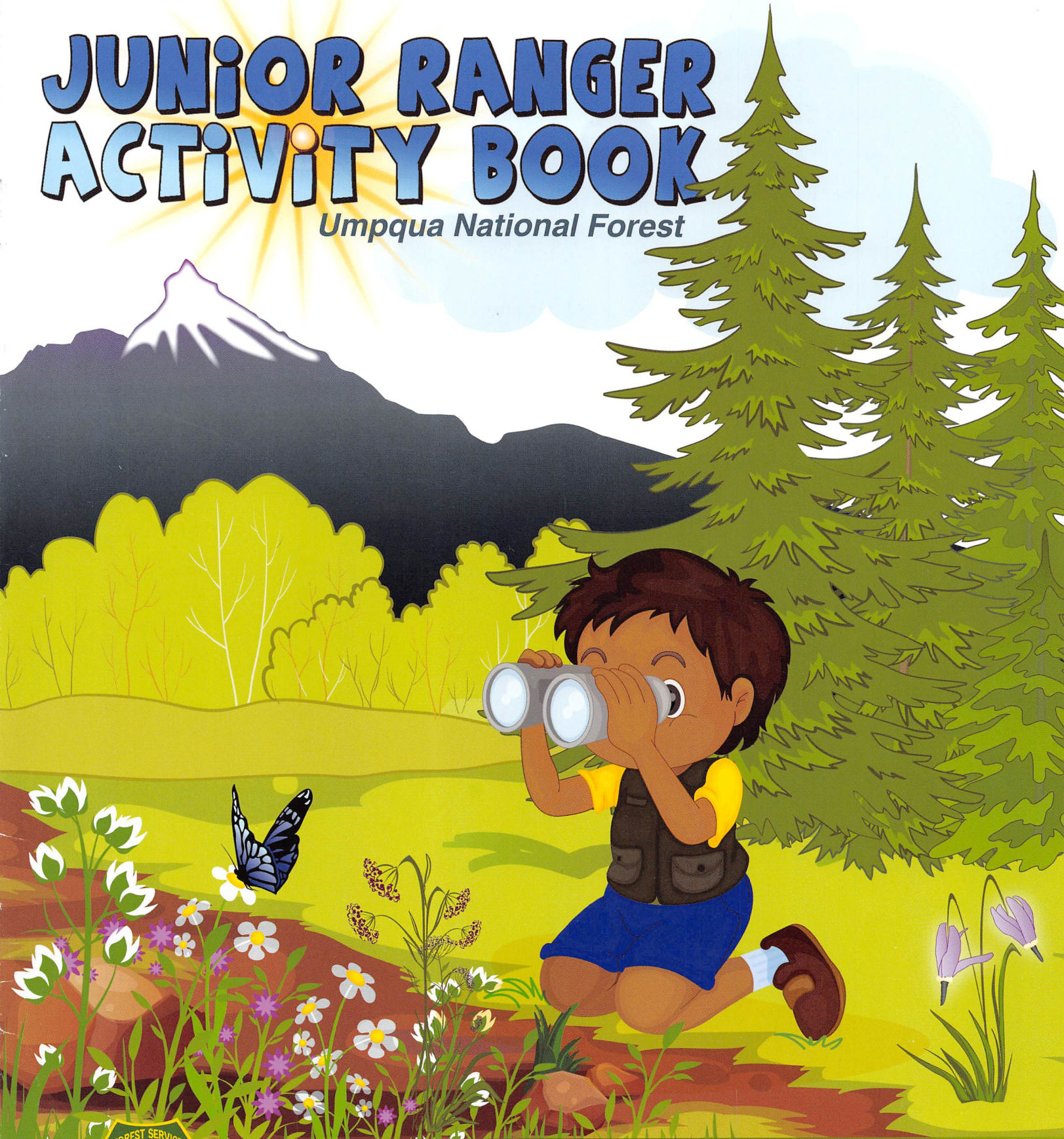


JUNIOR RANGER ACTiViTY BOOK

Umpqua National Forest



Forest Service September 2018

WHAT IS A JUNIOR FOREST RANGER?

Junior Rangers enjoy exploring natural places and keeping them healthy. They share stories of what makes the forest, beaches and dunes special with their friends and family.

- Junior Rangers never litter and clean up trash that they see.
- They do not pick plants or tease animals—knowing that this is their home too.
- Junior Rangers are a very important part of taking care of our National Forests!

HOW TO BECOME A JUNIOR FOREST RANGER

STEP ONE:

- Ages 4-6: Complete at least 3 activities
- Ages 7-9: Complete at least 4 activities
- Ages 10+: Complete at least 5 activities

STEP TWO: Find a person who works for the Forest Service to review and sign your Junior Ranger Book. Repeat the Junior Ranger pledge after the Field Ranger. Or you can recite the pledge to your parent or guardian. You will then be an official Junior Ranger!



TOKETEE FALLS

Welcome to the Umpqua National Forest

and the beginning of your adventure in discovering nature --

including bugs, critters and colorful flowers.

Turn this page, begin reading about the many fun facts and important information that surround our forest. The activities are fun, easy to do, and have great benefits for you, your friends, and family.



UMPQUA NATIONAL FOREST JUNIOR RANGER ACTIVITY BOOK



ACTIVITY: This is a location map. Use the compass on page 5 to find the right color for each of the four Ranger Districts. Cottage Grove is NORTH (1), North Umpqua is WEST (2), Tiller is SOUTHWEST (3) and Diamond Lake is EAST (4). See the color code at the bottom of the page.



COTTAGE GROVE
NORTH UMPQUA
TILLER
DIAMOND LAKE

1 - yellow or gold

2 - green

3 - red

4 - blue

Don't forget to color both the shape
and the words!

ACTIVITY: Are you ready to enjoy a great day in the forest?

Let's see if you can answer these questions correctly.

1. When you leave your campsite, it's OK to bury your garbage as long as it's 20 feet away from any stream or river.

(False - please remember to take with you everything you brought into the forest.)


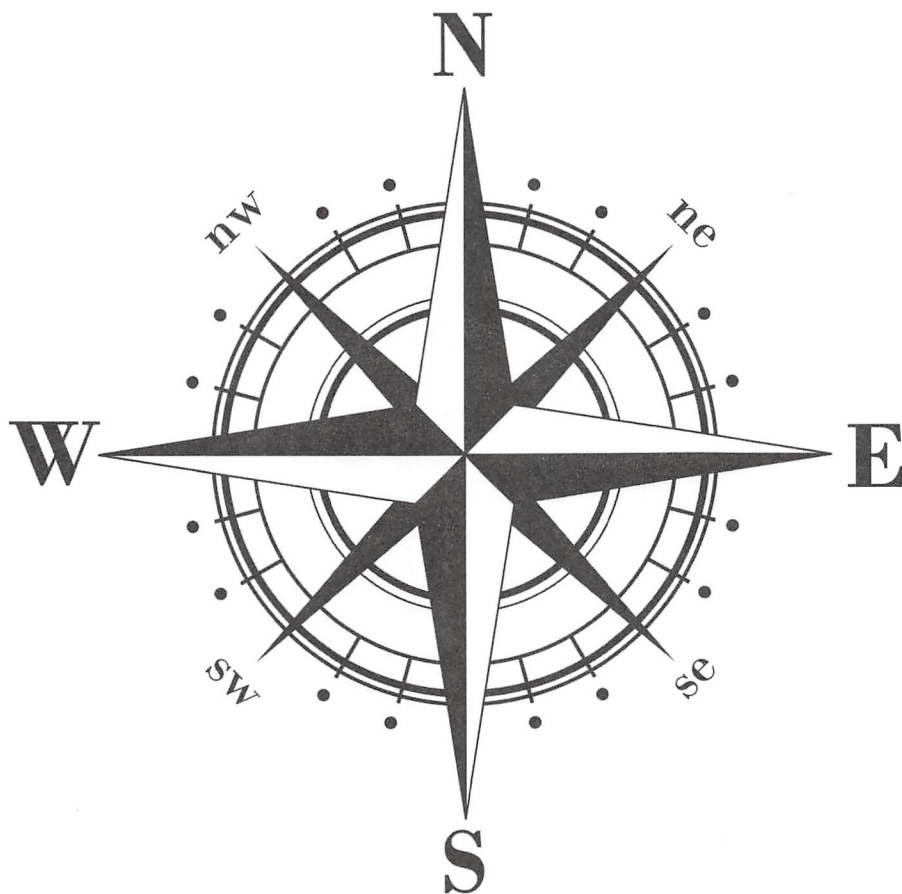
2. Even though it looks like lots of other people may have done it already, it's not OK to take a shortcut when you are on the trail.

(True - trails are made to provide the safest route and to minimize impact to the forest. Please stay on trails.)

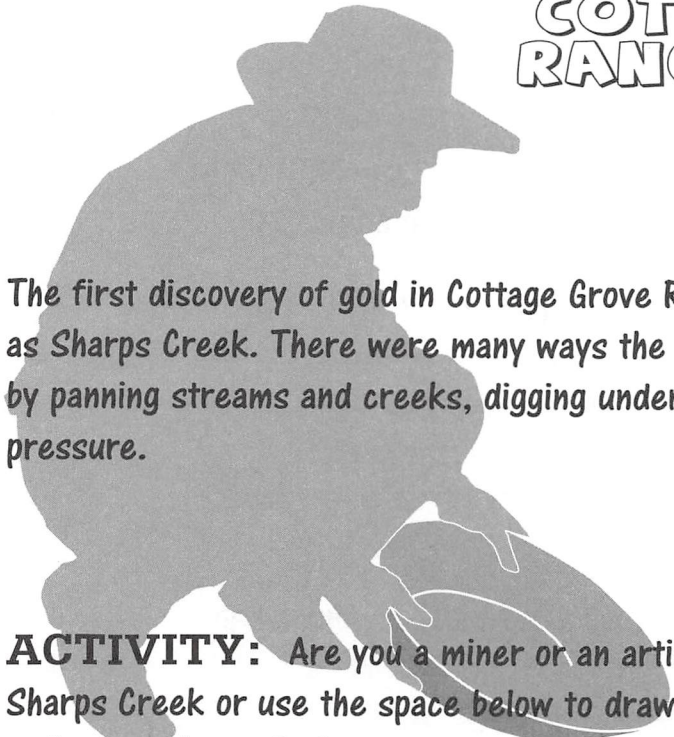
3. It's OK to leave a few coals smoldering when you leave a campsite as long as all the flames are gone.

(False - always make sure your fire is completely out and cold before you leave.)

GOOD JOB!



COTTAGE GROVE RANGER DISTRICT




The first discovery of gold in Cottage Grove Ranger District was in 1858, on what is now known as Sharps Creek. There were many ways the miners would look for gold. Miners searched for gold by panning streams and creeks, digging underground tunnels and using large amounts of water pressure.


ACTIVITY: Are you a miner or an artist? Choose one of these two options - pan for gold at Sharps Creek or use the space below to draw one plant and one bird or animal you observe as you walk along the trail. See if you can identify them. A ranger or volunteer may be able to help you. There are also many excellent field guides available at the visitor centers and other locations as well as online.

(Use the space below for identification & drawing.)

ACTIVITY: Find your way out of the mine.



START
HERE



FINISH!

NORTH UMPQUA RANGER DISTRICT

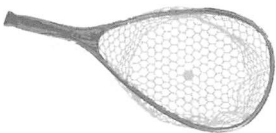
North Umpqua Ranger District has many recreational activities to enjoy. Known world-wide for its fishing, a 33-mile section above Deadline Falls has been reserved only for fly fishing since 1952. The Wild and Scenic North Umpqua is also known for exciting whitewater challenges. Rock climbing is another activity popular on the North Umpqua Ranger District. Rock climbers come from all over to climb the Old Man and Old Woman rock formations.

ACTIVITY: Match the tool or gear with the correct recreation opportunity by drawing a line.

ROCK CLIMBING

WHITE WATER RAFTING

FLY FISHING



ACTIVITY: Color this page and fill in the blanks to name the two most popular fish caught in the North Umpqua Wild and Scenic River.

or



DIAMOND LAKE RANGER DISTRICT


Volcanoes, oceans, rushing rivers and time created the amazing geological sites on the Diamond Lake Ranger District!

Watson and Toketee Falls were formed by a series of fluid lava flows originating from Mt. Bailey funneling down the North Umpqua River Canyon. The slow-cooling lava contracted into slender prism-shaped columns.

ACTIVITY: See the waterfall shapes on the right hand page and circle the correct shape for the waterfalls below :

Watson Falls --- A B or C

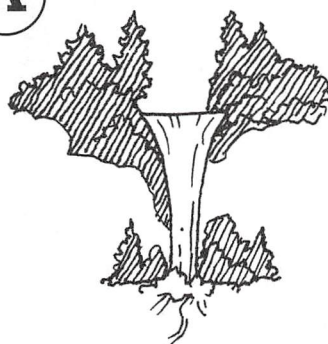
Toketee Falls --- A B or C



The eruption of Mt. Mazama contributed to the formation of the 3,000-acre Diamond Lake.

Waterfalls come in many different shapes. Shapes are mostly given to them by the rock they flow over. Here are some of the common types of waterfall shapes.

A



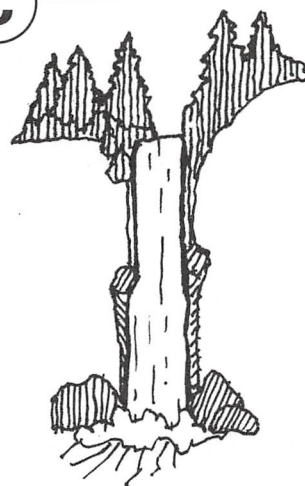
PUNCHBOWLS – pour out of a narrow opening in the stream and into a pool

B

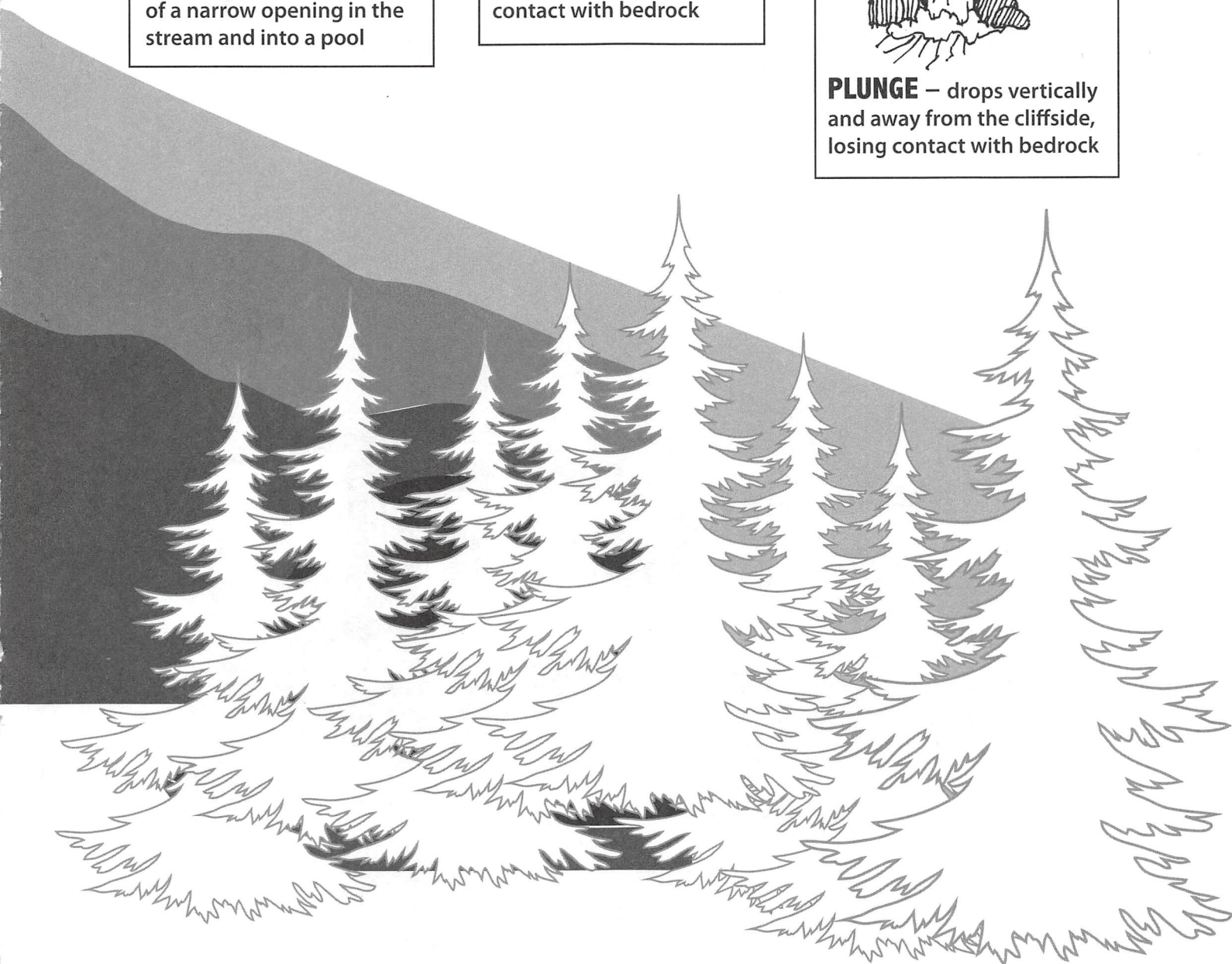


HORSETAIL – shaped like a horse tail, dropping vertically and maintaining contact with bedrock

C



PLUNGE – drops vertically and away from the cliffside, losing contact with bedrock





TILLER RANGER DISTRICT

The Tiller Ranger District is the southernmost district on the Umpqua and it has historical lookouts. Lookouts were used by forest rangers to watch for fires.

People used the lookouts during World War II as Aircraft Warning Systems. Observers watched for Japanese planes and balloons loaded with ignition devices meant to set America's West Coast forests on fire.

Two lookouts are still standing today! Did you know? You can rent the lookouts and stay the night! Visit www.recreation.gov for more information.

ACTIVITY: *find the two lookouts on the Tiller Ranger District using the above website. Which of the two lookouts do you like the best? _____ How much would one night cost? _____*



TILLER WORD SEARCH ACTIVITY

L	Y	C	C	B	R	F	W	J	L	N	S	D	O	B
H	L	O	A	E	T	K	T	L	X	A	S	K	L	E
C	J	W	G	M	Z	A	A	Z	R	Y	E	T	Z	G
M	O	N	O	A	P	F	C	N	O	H	N	I	V	Y
F	A	U	G	Y	R	I	U	B	U	L	R	L	J	E
R	N	A	G	E	S	M	N	C	O	F	E	L	N	K
A	T	R	T	A	P	D	K	G	U	B	D	E	R	O
M	X	A	Y	Q	R	L	O	N	Y	P	L	R	E	M
S	W	B	U	G	E	Q	L	O	Z	N	I	W	U	S
Y	Y	A	C	B	T	J	C	K	W	Q	W	N	M	F
T	X	L	E	L	O	O	K	O	U	T	C	X	R	I
T	T	R	N	O	I	T	A	E	R	C	E	R	I	M
Y	R	P	I	C	N	I	C	X	K	Q	T	E	V	A
Y	Q	A	N	M	T	L	D	G	B	D	T	U	E	Q
N	O	C	L	A	F	Z	P	C	D	K	Q	K	R	L

BOBCAT

FUN

RECREATION

WATERFALL

CAMPING

HUCKLEBERRY

RIVER

WILDERNESS

COUGAR

LOOKOUT

SMOKEY

WOODSY OWL

ELK

PICNIC

TILLER

FALCON

RANGER

UMPQUA

ANIMALS OF THE UMPQUA

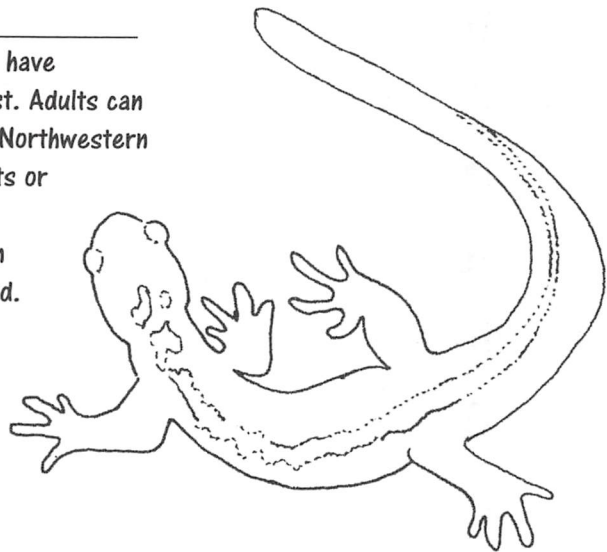
While exploring the Umpqua, you might see many different kinds of animals. The forest is their home. Respect all wildlife and keep your distance.

ACTIVITY: All animals can be identified and put into what's known as "classes". You get to play the role of Wildlife Biologist by putting each of the animals found on this page into 1 of 4 classes: **REPTILE, MAMMAL, AMPHIBIAN OR AVES.** Just fill in the blank after each animal description.

1. NORTHWESTERN SALAMANDER

CLASS: _____


These large-bodied salamanders have solid brown skin that is smooth and moist. Adults can grow to almost 10 inches in total length. Northwestern salamanders live in moist forests or partly wooded areas. Adult salamanders are rarely seen because they live underground.



2. COUGAR

CLASS: _____


The cougar is a large cat which lives and hunts alone. It hunts mostly at twilight and after dark. Cougars can be found in Canada all the way down to Argentina.



3. TOWNSEND'S BIG-EARED BAT

CLASS: _____


This is a medium-sized bat with large, long ears. It is gray, brown, or black. This bat flies in full darkness. It is found throughout much of Oregon. This species is very vulnerable to human disturbance and its numbers are declining. Never disturb this bat if you are in a cave.



4. PEREGRINE FALCON

CLASS: _____


These birds are the fastest animal on the planet, and have been recorded reaching speeds in excess of 240 miles an hour in dives after prey.



5. CALIFORNIA MOUNTAIN KING SNAKE


CLASS: _____

This species is found in pine forests, oak woodland, and in chaparral of southwestern Oregon valleys. It is usually found in, under, or near rotting logs in open wooded areas near streams. The California Mountain Kingsnake preys upon snakes, lizards, birds and their eggs, and some small mammals.

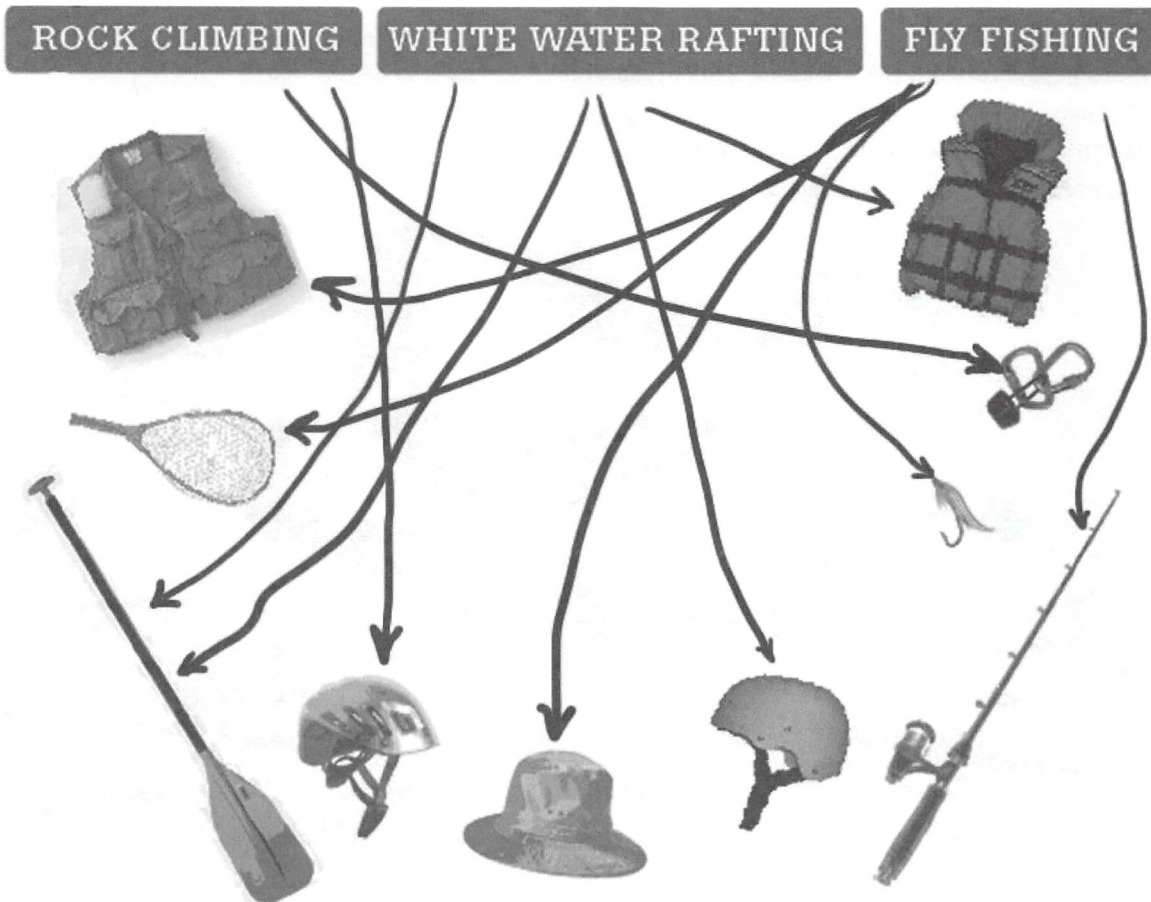


ANSWERS

Page 5 Activity



Page 6 Activity



ACTIVITY: Color this page and fill in the blanks to name the two most popular fish caught in the North Umpqua Wild and Scenic River.


S T E E L H E A D
or S A L M O N

Page 8 & 9 Activity

Watson Falls - C

Toketee Falls - B

Page 11 Activity



Pages 12 & 13 Activity

1. Northwestern Salamander Class: AMPHIBIAN
2. Cougar Class: MAMMAL
3. Townsend's Big-eared Bat Class: MAMMAL
4. Peregrine Falcon Class: AVES
5. California Mountain King Snake Class: REPTILE

Graphics and artwork by Stevie Ruda with a special thanks to Cheri Zeibert for sharing her beautiful artwork of people, flyfishing, the lookout and cougar!

JUNIOR FOREST RANGER SAFETY TIPS

*Be SAFE and RESPECTFUL as you explore
the Umpqua National Forest.*

- Always explore with an adult
 - Drink plenty of water
 - Wear sunscreen
- Stay on designated trails
- Please do not pick leaves or flowers
- Leave treasures for the next visitor to find and enjoy

THE OATH OF THE JUNIOR FOREST RANGER

"I give my pledge as a Junior Forest Ranger
to save and faithfully defend from waste
the natural resources of my country—
its soil and minerals,
its forests,
its flowers and trees,
its waters,
and its wildlife."

WATSON FALLS

Photo Courtesy of Robin Loznak

CERTIFICATE OF ACHIEVEMENT

UMPQUA NATIONAL FOREST JUNIOR RANGER

has completed the requirements to become an official Junior Ranger

Date

Field Ranger Signature



Congratulations! You have just completed the Junior Ranger Program at the Umpqua National Forest. Take your book to a Field Ranger and recite the Junior Ranger Pledge after him/her. If you cannot locate a Forest Service employee, you can still collect your Junior Ranger badge by cutting out the postcard below, getting your parent/guardian's signature and mailing it back to us.

Return address:

Postcard

Place
Stamp
Here

_____ has completed the Umpqua
Junior Ranger Activity Book and recited the
Junior Ranger pledge to me. Please send a
badge to the return address.

parent/guardian signature



Public Affairs Office

Umpqua National Forest

2900 NW Stewart Parkway

Roseburg, OR 97471

The U.S. Department of Agriculture (USDA) prohibits discrimination in its programs on the bases of race, color, national origin, sex, religion, age, disability, political beliefs, sexual orientation, or marital or family status. (Not all prohibited bases will apply to all programs.) Persons with disabilities who require alternative means for communication of program information (Braille, large print, audiotape, etc.) should contact USDA's TARGET Center at 202-720-2600. UMP-14-13