

**FAIRSTED**  
**Frederick Law Olmsted**  
**National Historic Site**  
**Brookline, Massachusetts**

In 1883, Frederick Law Olmsted Sr., noted landscape architect and planner, established his home and office in Brookline, Massachusetts. Olmsted's improvements to the two-acre site transformed the farm into a picturesque suburban estate, which he called Fairsted. Olmsted employed elements from the picturesque and pastoral styles, including an abundance of climbing vegetation on stone walls, trees, and buildings.

To help unify the architecture and the landscape Olmsted planted two twining vines, *Wisteria sinensis* (Chinese Wisteria) and *Actinidia arguta* (Bower Actinidia), which would cover the house. The vines masked the angularities of the building, and thus accomplished Olmsted's intent of obscuring the distinction between the natural and the manmade. The vines climbed profusely on the south side of the house, twining around waterspouts, window boxes, and shutters. Olmsted installed strapping to provide vine support, that ran vertically and horizontally along the facade.

The vines that covered Fairsted are an important visual and historic feature, reflecting Olmsted's interpretation of the ideal garden suburb and his landscape design principles. Unfortunately, the vines eventually contributed to the dete-

rioration of the clapboard house, necessitating that some alternative method be found to protect the building facade from future damage and while still supporting the historic plant material.

**Problem**

Vines can damage historic clapboard or masonry buildings in a number of ways. Roots growing near buildings retain moisture and can put pressure on foundations, displacing materials and providing entry points for water, insects, and rodents. The primary damage caused by all vines is due to moisture. The shade created by extensive vegetation cover prevents the sun from drying the covered wall, and also reduces the drying effect from air circulation. Moisture from condensation, rain water, and plant transpiration is thus slow to evaporate and creates an environment conducive to paint failure, wood rot, and deterioration of soft masonry. The continuous presence of moisture on masonry buildings can weaken mortar and cause structural deterioration. When water trapped in cracks and openings freezes, the ice expands—pressure that can further damage the masonry.

In addition, vines cause other forms of damage depending on their individual

**PRESERVATION**

**Tech Notes**



U.S. Department of the Interior  
National Park Service  
Cultural Resources

Preservation Assistance Division

**SITE**

**NUMBER 1**

**Restoring Vine Coverage to  
Historic Buildings**

**Karen E. Day**  
Preservation Assistance Division  
National Park Service

*Where vegetation is essential to the integrity of a historic property, historically significant plant materials and other landscape features should be preserved and maintained while taking steps to protect and maintain historic buildings.*

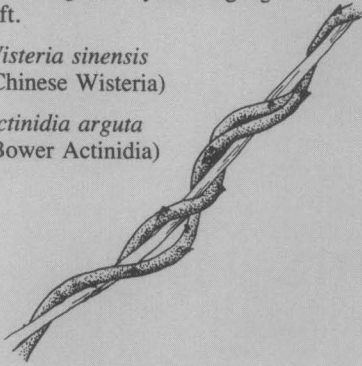
## Vine Types

### Twining

Vines may climb by twining from left to right or by twining right to left.

*Wisteria sinensis*  
(Chinese Wisteria)

*Actinidia arguta*  
(Bower Actinidia)

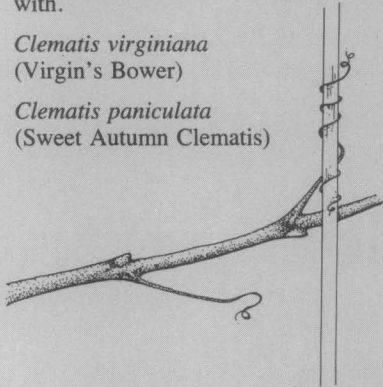


### Tendrils

The tendrils wrap themselves around anything that they come in contact with.

*Clematis virginiana*  
(Virgin's Bower)

*Clematis paniculata*  
(Sweet Autumn Clematis)

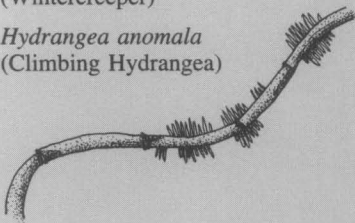


### Aerial

Small roots firmly attach the vine to either wood or masonry.

*Euonymus fortunei*  
(Wintercreeper)

*Hydrangea anomala*  
(Climbing Hydrangea)

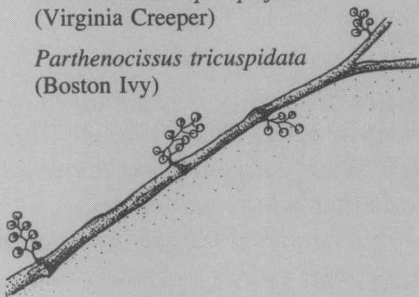


### Creeper

This vine clings by sending out small tendrils with adhesive discs that attach themselves to surfaces.

*Parthenocissus quinquefolia*  
(Virginia Creeper)

*Parthenocissus tricuspidata*  
(Boston Ivy)



growth habits. *Twining* vines climb by sending out shoots that wrap around objects and grow in both length and width. As the vine grows thicker, it can constrict these objects, causing features such as louver shutters to snap under the increasing pressure. Furthermore, the spreading shoots penetrate openings and crevices. In time, the growing vine can loosen and separate building materials.

Like twining vines, *tendrils* wrap around objects for support. Because they are actually extended leaves, tendrils do not grow in width, only in length. Both twining and tendril vines, however, can break weather seals on wooden facades, separating wood shingles and siding, as well as fascia and soffit boards on porches. Other vine types include *Aerial* vines which grow small roots along the length of the stem. These rootlets cling to the wall and can force their way into crevices. The fineness and density of the rootlets makes

removal difficult. *Creeping* vines have tiny adhesive pads that cling to the building surface. Commonly found on masonry brick buildings, creeping vines do not generally cause extensive damage to structures while growing, although they may abrade softer mortar. However, they attach themselves so thoroughly to the building surface that paint, mortar, and brick are likely to be damaged when the vines are removed.

In 1980, The National Park Service began structural restoration of the house at Fairsted. To facilitate this work, the historic vines were removed from the facade and cut back to the ground. Since the vines were both historic plant material and an important feature of the property, complete removal was avoided. The vines were kept at ground level, but pruned frequently to prevent reattachment to the house. This situation resulted in weakened plant growth and an appearance quite different from



Figure 1. Historic plant materials can be retained while restoration of the historic structure is underway. The *Wisteria* and *Actinidia* vines that were historically used by Olmsted, were cut back during the restoration of Fairsted in 1988. Photo by Charles Pepper, courtesy of the Olmsted National Historic Site.

Olmsted's intention (*see figure 1*). Furthermore, long-term frequent pruning risked a higher incidence of pest-related problems to the plants and restricted their natural climbing habit. It was therefore important to the public site that a new trellis system be devised that would protect both the historic vegetation and the historic structure, while re-establishing the appearance of a "vine clad mansion."

### Historic Fairsted Trellises

Development of a new trellis system began with research into the materials, techniques and hardware used in New England between 1880 and 1930, as well as specific investigation into the various techniques used at Fairsted during those years. Historically, the east elevation of the house had two trellis structures supporting *Wisteria sinensis* (Chinese Wisteria). Photographs from as early as 1884 show a wooden trellis system at the entry porch and a spiraled steel strapping system along the house facade (*see figure 2*). Remnants of these

systems, such as eyebolts and hooks, were found intact at several locations on the structure. The kitchen wall had an interesting trellis consisting of posts with protruding pegs located between windows. Holes in the post indicated that pegs could be added or removed depending on the growth of the plant.

### Solution

After investigating the various types of historic trellis systems at Fairsted, four criteria for the new trellis systems were established to address particular preservation issues. An ideal system would:

1. provide an appropriate historic appearance;
2. suit the specific vine growth characteristics;
3. minimize the impact of the anchorage and support structure of the trellis to the historic building facade; and,
4. provide direct access to the building for preservation and maintenance purposes.

In order to meet both the above criteria and also to test alternative solutions, four different trellis systems were designed and installed for use in a two-year test phase (*see figure 3*). The first system used spiraled steel strapping; the second, aircraft cable; and the third modular pipe. The fourth system combined strapping and piping.

### Installation and Monitoring

The experimental trellis systems were constructed and installed on the south and west elevations (where the historic plant material is located) in 1989, and have been monitored for the past two years (*see figure 6*). Plant growth and development, ease of removal, appearance, and effect on the historic structure are being observed and documented regularly. Some recommendations for modification have already been made.

The steel strapping system (system 1), although painted, has shown a great amount of rust. The use of galvanized steel, painted with a zinc oxide primer and a finish coat would have discour-



Figure 2. View of the west elevation at Fairsted which shows a steel strapping trellis system built as early as 1884. Photo courtesy of Olmsted National Historic Site.



Figure 4. The pipe and strapping system, constructed with swivel sockets, allows the rigid support system to fold down away from the house. The strapping can also be removed from the pipe support for limited maintenance. Photo by Karen Day.

aged rapid rusting. The flexible aircraft cable (system 2), with the added weight of a mature vine will make removal and replacement difficult for one person. A temporary pulley system is recommended to aid in hoisting the vines back into place. The third design is a rigid modular pipe system (system 3). Although the rigidity of the system is advantageous to the stability of the vegetation, the weight of the vines may also be prohibitive for easy removal and replacement. The combination strapping and pipe system (system 4) does not recreate a historically accurate appearance. The system was designed in order to remove the vines on the strapping without removing the pipe supporting system. The vines growing on the strapping do not provide sufficient coverage to hide the pipe system behind. Furthermore, additional maintenance is required to keep the vines from growing on the pipe. After the multi-year test period is complete, one of the four systems will be selected, modified as needed, and installed to the east, south and west facades of the house (see figure 7).

## Conclusion

The trellis system solution will restore a feature that contributes to the unique character and appearance of the historic suburban estate, and thus reinforces the interpretation of the Olmsted National Historic Site. The systems discussed here were developed individually to meet the unique requirements of the property. This trellis development process, which considered the building appearance and historic character of the site in addition to the growth habits of the plant, historical trellis materials, and maintenance needs, can be applied to other sites with different needs and considerations. However, climbing vegetation should not be added to historic buildings if it did not occur historically since careful management and maintenance is required. The vines that covered Fairsted were an integral part of the historic character of the site. When vegetation is essential to the integrity of a historic property, historically significant plant materials and other landscape features should be preserved and maintained while taking steps to protect and maintain historic buildings.

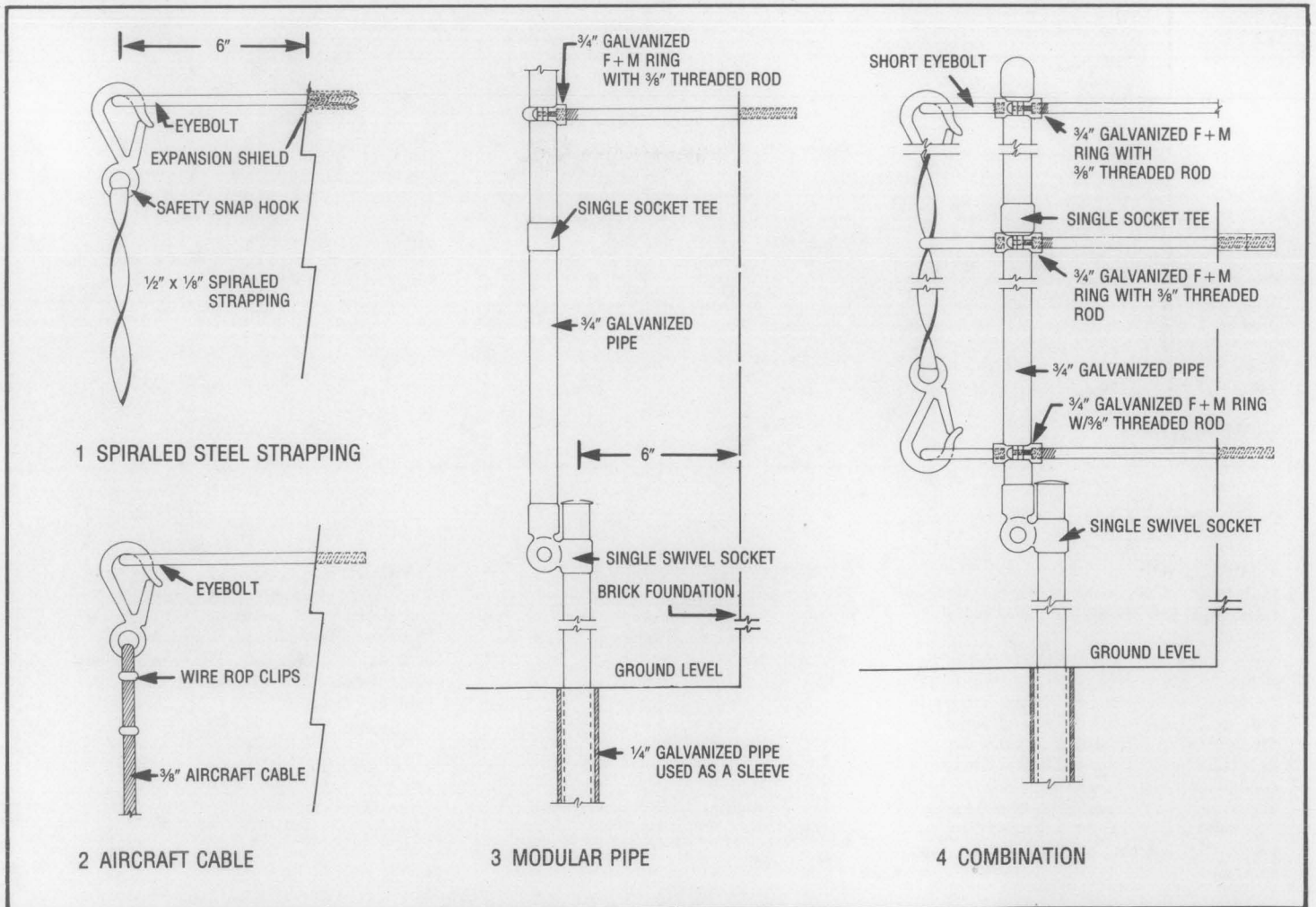


Figure 5. Details of the four experimental trellis systems. Drawings by Sharon Runner, National Park Service.