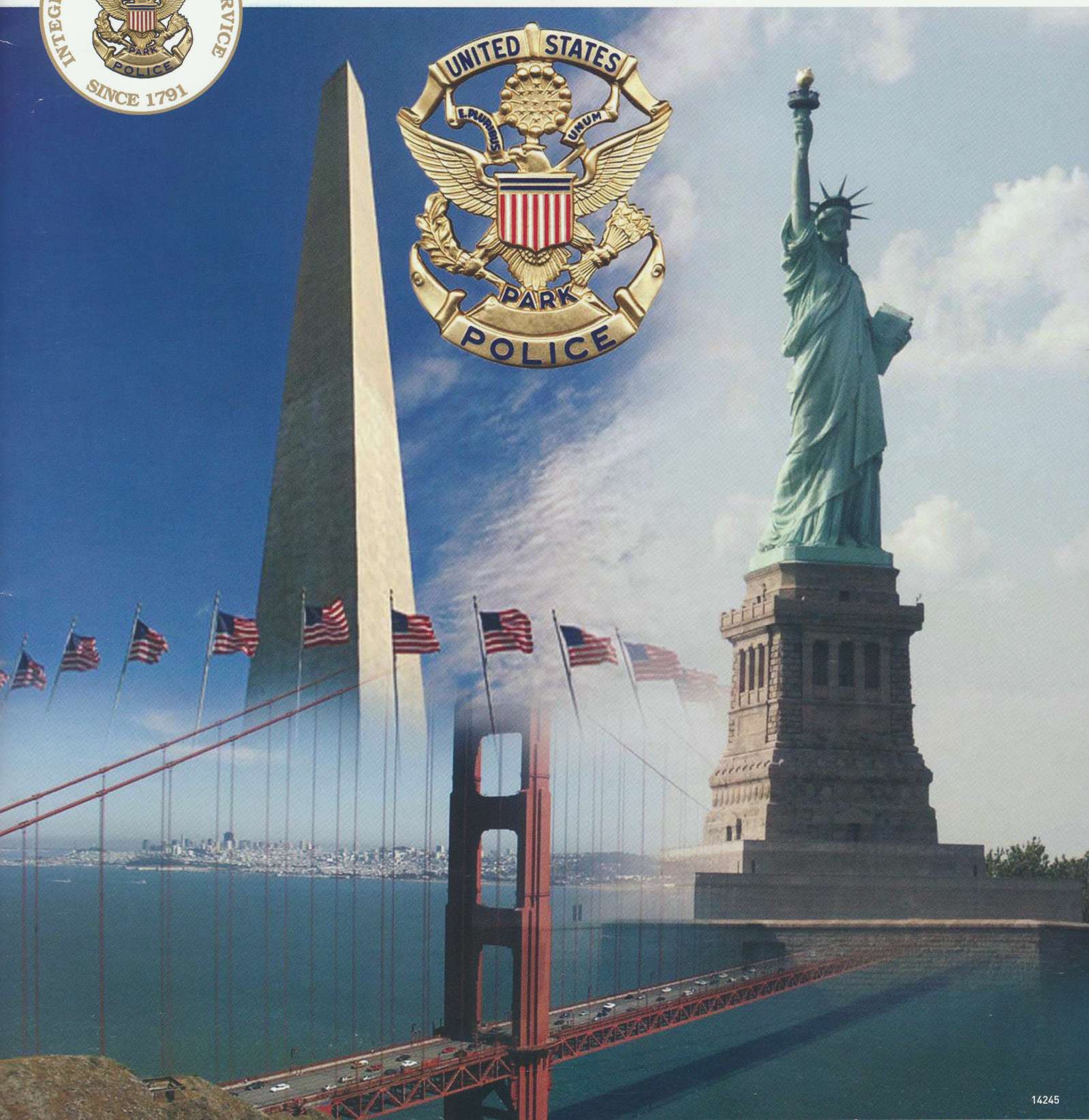


# U.S. PARK POLICE

2015 UNIFORM PROGRAM







## SPECIAL SIZES

If you need sizes outside the ranges listed on your website, please contact the VF Imagewear Customer Service Department at (800) 448.7968 during the hours of 7 AM - 9 PM CST Monday - Friday & 8 AM - 2 PM CST Saturday. Delivery of special-size items requires a minimum of 60 to 90 days.

## RETURNS & EXCHANGES

All returns/exchanges (other than defects) must be made within 30 days of receipt of your order. The return authorization label must clearly state the reason an item is being returned.

Garments that have been worn, altered, laundered or have labels removed cannot be returned/exchanged.

Any defective item can be returned with a description of the defect. Defective items (not including normal wear & tear) can be returned at any time, within one year of receipt.

**NON STOCK:** means the particular style requested does not generate enough volume to require stocking it on the shelf with inventory readily available for shipment. The normal turn around time is 60-90 days from the date of order.

## ORDERING INFORMATION

Please visit your web site at [www.vfsolutions.com/LMA](http://www.vfsolutions.com/LMA) for complete ordering information.

All items are required to be made in the USA, or made in a NAFTA or CAFTA approved country, with the exception of special exemptions when an article can not be made in the approved countries.



## CONTENTS

### SHIRTS

Dress	3
Guard	3
Bicycle Polo	4
Turtleneck	4
Tan Polos	4
Firearms Polo	4
Instructor Polo	4
Communications Polo	4
BDU Shirt	5
Marine Polo	5

### PANTS

Rip Stop BDU Trousers	5
Convertible Trousers	6
Dress Trousers	6
Guard Trousers	6
Marine/ID Unit Trousers	6
Rain Pants	6

### OUTERWEAR

Trench Coat	6
Traffic Vest	7
Mountain Bike Jacket	7
Black Utility Jacket	7
Red Utility Jacket	7
Leather Jacket	7
Patrol Coat	7
Commando Sweater	7
Rain Coat	7

### HATS/HELMETS

HMP Hats	8
HMP Rain Hat Cover	8
Dress Hat Cover	8
Black Trooper Hat	8
Black Fleece Hat	8
Light Blue Lanyard	8
Bicycle Helmet	8
Riot/Scooter Helmet	8
Face Shield	8

### BOOTS/SHOES

Patrol Boots	9
Low Quarter Dress Shoes	9
Motorcycle Boots	9
HMP Boots	9
Striker GTX Boots	9

<b>TIES &amp; NAME PLATE</b>	9
------------------------------	---

<b>EMBLEMS</b>	10-11
----------------	-------

<b>GARMENT CARE</b>	12
---------------------	----

<b>HOW TO MEASURE</b>	13
-----------------------	----



**COMMAND OFFICIALS UNIFORM SHIRTS**

65% polyester/35% rayon

**Men's****PP1005** Short Sleeve.....(U103)**PP1007** Long Sleeve..... (U104)**Women's****PP1006** Short Sleeve..... (U164)**PP1008** Long Sleeve..... (U165)**OFFICER/SERGEANT UNIFORM**

65% polyester/35% cotton broadcloth

**Unisex****PP1201** Long Sleeve..... (U171)**PP1202** Short Sleeve..... (U172)**GUARD SHIRT**

65% polyester/35% cotton

**Men's****HS1114** Long Sleeve..... (U186)**HS1210** Short Sleeve..... (U187)**Women's****HS1167** Long Sleeve..... (U188)**HS1268** Short Sleeve..... (U189)





**USPP TURTLENECK**

63% nylon, 14% spandex,  
23% polyester

**PP5002** Unisex.....[U109]



**FIREARMS INSTRUCTOR POLO**

100% cotton

**PP5001** Short Sleeve.....[U106]



**LIGHT BLUE BICYCLE UNIFORM POLO**

100% cotton

**PP5000** Short Sleeve.....[U182]



**TAN POLO**

60% cotton, 40% polyester

**PP5010B** Long Sleeve..... [U177]

**PP5011B** Short Sleeve..... [U178]



**NAVY INSTRUCTOR POLO**

60% cotton, 40% polyester

**PP5004** Long Sleeve.....[U159]

**PP5003** Short Sleeve.....[U107]



**BLACK COMMUNICATIONS POLO**

60% cotton, 40% polyester

**PP5006** Long Sleeve..... [U161]

**PP5005** Short Sleeve..... [U160]





### BLACK MARINE POLO

60% cotton, 40% polyester

**PP5008** Long Sleeve.....(U163)

**PP5007** Short Sleeve.....(U162)



### LONG SLEEVE BDU SHIRT

65% polyester, 35% cotton


**PP1000** Long Sleeve..... (U114)



### RIP STOP BDU TROUSERS

65% polyester, 35% cotton ripstop

**NV2112** Unisex..... (U115)



Horse Mounted Patrol Officer,  
Korean War Memorial, Washington DC





**SUMMER DRESS TROUSERS**

65% polyester/35% rayon, with light blue stripe

**Men's**

PP2001 Men's .....(U112)

**Women's**

PP2002 Women's..... (U166)



**WINTER DRESS TROUSERS**

65% polyester/35% rayon, with light blue stripe

**Men's**

PP2003 Men's .....(U113)

**Women's**

PP2004 Women's..... (U167)



**CONVERTIBLE TROUSERS**

With light blue stripe

PP2005 Unisex.....(U123)



**RAIN PANTS**

100% nylon

PP3000 Unisex..... (U120)



**MARINE ID UNIT TROUSERS**

70% polyester/30% cotton

**Men's**

HS2348 Men's .....(U190)

**Women's**

HS2352 Women's..... (U191)



**GUARD TROUSERS**

70% polyester/30% cotton

**Men's**

HS2149 Men's .....(U184)

**Women's**

HS2481 Women's..... (U185)



**BLACK TRENCH COAT**

60% cotton/40% polyester shell, 100% nylon lining

NP4007B Unisex.....(U196)



**MOUNTAIN BIKE JACKET**

100% nylon

**PP3002** Long Sleeve.....(U124)**RED UTILITY JACKET**

100% nylon

**PP3004B** Long Sleeve ..(U169)**UNISEX BLACK  
PATROL COAT**

100% nylon

**PP3006** Unisex.....(U176)**RAIN COAT**

100% nylon

**PP3001** Unisex.....(U119)**BLACK UTILITY JACKET****PP3003** Long Sleeve.....(U121)**BLACK COMMANDO  
V-NECK SWEATER**

70% acrylic, 30% wool blend

**PP5009** Unisex.....(U175)**BLACK LEATHER JACKET**

100% Leather

**PP3007B** Unisex...(U179)**TRAFFIC VEST**

100% PVC coated polyester

**HS3337** .....(U181)





**HMP FELT HAT**

PP7006B Unisex.....(U129)



**HMP STRAW HAT**

PP7005B Unisex.....(U128)



**HMP FELT STRAW & FELT HAT COVER**

NP7146 Unisex.....(U150)



**GOLD RANK CORDS**

PP7007 Unisex.....(U151)



**BLACK FLEECE HAT**

PP7015 Unisex.....(U198)



**BLACK DRESS HAT**

PP7013 Unisex.....(U194)




**GORE-TEX® BALL CAP**

PP7004 Unisex.....(U203)



**RIOT/SCOOTER HELMET**

PP7010B Unisex.....(U130)



**FACE SHIELD**

PP7011B Unisex.....(U152)



**BICYCLE HELMET**

PP7009B Unisex.....(U131)



**BLACK TROOPER CAP**


PP7077 Unisex.....(U132)



**LIGHT BLUE LANYARD**

PP7008 Unisex.....(U138)



**PATROL BOOTS 8"**

Leather and nylon

**PP6000** Unisex.....(U135)**LOW QUARTER DRESS SHOE-CLARINO**

Patent leather

**PP6101** Men's.....(U134)**PP6105B** Women's .....(U156)**LOW QUARTER DRESS SHOE-LEATHER****PP6102B** Men's.....(U157)**PP6107B** Women's .....(U158)**HMP BOOTS**


Calfskin

**PP6001B** Unisex.....(U173)**MOTORCYCLE BOOTS**

Calfskin

**PP6002B** Unisex.....(U174)**STRIKER GTX BOOT**

Full-grain leather upper

**ND6138** Men's.....(U180)**ND6139** Women's .....(U183)**CLIP ON TIE**

75% polyester, 25% wool

15", 18", 20"

**FL7240** 15" .....(U133)**PP7241B** 18" .....(U154)**PP7242B** 20" .....(U155)**R. CLINE****NAME PLATE****NF7131**.....(U199)





Aviation Eagle-1, Washington, DC



USPP Honor Guard Law Enforcement Memorial,  
Washington, DC



**BLACK FULL COLOR EMBLEM**  
EM3349 ..... (U140)



**BLACK/GREEN BADGE**  
EM3375 ..... (U148)



**BLACK/SUBDUED GRAY BADGE**  
EM3353 ..... (U141)




**BLACK/SUBDUED GRAY BADGE**  
EM3354 ..... (U147)





**BLACK / GREEN EMBLEM**  
EM3347 .....(U146)



**BLACK / GREEN BADGE**  
EM3376 .....(U149)



**BLUE TRIMMED FULL COLOR EMBLEM**  
EM3348 .....(U144)



**NAVY TRIMMED FULL COLOR EMBLEM**  
EM3352 .....(U145)



**BLUE TRIMMED CHEVRON**  
EM3350 .....(U142)



**NAVY TRIMMED CHEVRON**  
EM3351 .....(U143)





## GARMENT CARE

### 100% Cotton

#### (Cotton Shirts/T-shirts/J Jeans)

- Machine wash cold
- Do not use bleach or fabric softener
- Tumble dry low
- Touch up with warm iron (not T-shirts)

#### (Coveralls)

- Machine wash warm
- Do not use bleach or fabric softener
- Tumble dry warm
- Cool iron

#### (Knit Polos)

- Do not dry clean
- Machine wash warm
- Do not use bleach or fabric softener
- Tumble dry medium

### 100% Polyester

#### (Turtlenecks/Ties)

- Machine wash warm
- Do not use bleach or fabric softener
- Tumble dry on permanent press setting, removing promptly
- Touch up with warm iron
- Dry clean every fifth wash to maintain shape

### Acrylic

#### (Sweaters/Knit Cap)

- Machine wash warm (inside out)
- Do not use bleach or fabric softener
- Tumble dry low or lay flat to dry and reshape

### Nylon Fleece

#### (Vests/Jackets)

- Machine wash warm
- Do not use bleach or fabric softener
- Tumble dry low

### Wool

#### (Sweaters/Trousers)

- Dry Clean Only

### Nylon Outerwear

#### (Windbreaker/Coats/Parkas)

- Do not dry clean
- Machine wash cold - gentle cycle
- Use mild soap, rinse thoroughly
- Do not use bleach or fabric softener
- Tumble dry low - do not iron

### Balaclava

- Machine wash cold
- Do not use bleach or fabric softener
- Tumble dry on low, do not iron

### Gore-Tex®

#### (Outerwear)

- Machine wash in warm water using a mild soap regularly
- Do not use bleach or fabric softener
- Tumble-dry on medium heat - **DO NOT USE**

#### FABRIC SHEETS

- For soiled spots, use K2R® brand or a similar product

### Felt & Straw

#### (Hats)

- Hat should be brushed with a long, softly-bristled brush
- If water soaked, let dry naturally
- Use commercial spot remover for stains - put on a soft, dry cloth and allow cleaner to evaporate almost completely before using on hat - remember the vapor removes the stain not the liquid. Feather out toward the edges.

### Polyester/Cotton

#### (Poplin Shirts/Skirt/Trousers/Shorts/Cargo Pants, Sun Hat)

- Machine wash warm
- Do not use bleach or fabric softener
- Tumble dry on permanent press setting, removing promptly
- Touch up with warm iron
- Dry clean every fifth wash to maintain creases

## THE PROBLEM OF PERSPIRATION

Perspiration can have a number of harmful effects on fabrics, such as loss of fabric strength. To prevent such problems, the following precautions should be taken:

- Dry cleaning solvents do not remove perspiration from a fabric. Affected areas should be called to the attention of your dry cleaner.
- Although wool and wool-blend fabrics may not be washable, a perspiration-affected area may be placed over a towel and blotted with a damp sponge. The area should then be blotted vigorously between two dry towels and hung to air dry.
- For extreme cases, dress shields and the substitution of T-shirts for sleeveless undershirts are recommended.

### Please Note:

- Most chemicals listed above for spot removal are flammable and should be used in a well-ventilated area free of any open flame. After treatment, air dry. Do not dry in a tumble dryer after treatment.
- All work should be done with a clean blotter underneath the stain area.
- Feathering out prevents ringing and is done by starting outside the stain and lightly brushing towards the center.
- These care procedures are provided only as a service and should not be interpreted as a warranty, implied or otherwise.

## SPOTS & STAINS

The following are simple procedures for removing or reducing stains from uniform fabrics using common household items.

- Butter, Cooking Oil:** Sponge and flush with naphtha (paint remover), feather out and dry.
- Blood:** Sponge with water. Dry. Sponge and flush with naphtha. Feather out and dry.
- Coffee, Tea, Ketchup:** Sponge with water and soak stain in glycerine (glycerol). Flush well with water. Feather out and dry.
- Chewing Gum:** Sponge in naphtha and scrape off gum. Feather out and dry.
- Chocolate:** Dry and brush off excess. Sponge with naphtha and dry. Sponge with water. Loosen stain with brush. Feather out and dry.
- Glue:** Sponge with water. Loosen with brush. Flush with water. Feather out and dry.
- Iodine:** Sponge with rubbing alcohol against blotter paper. Feather out and dry.



## SPOTS & STAINS (CONTINUED)

<b>Mayonnaise:</b>	Apply starch (laundry grade) with naphtha to create a paste. Dry and brush off excess. Sponge and flush with naphtha. Feather out and dry.
<b>Motor Oil/Tar:</b>	Apply starch/naphtha paste. Dry and brush off excess. Sponge and flush with naphtha. Feather out and dry.
<b>Mustard:</b>	Apply dry starch. Brush to remove excess. Apply glycerine for 30 minutes. Flush well with water. Feather out and dry.
<b>Mud/Rust:</b>	Dry and brush off excess. Sponge with water. Loosen with brush. Flush with water. Feather out and dry. Repeat with vinegar (white grade) if necessary.
<b>Ink/Ball Point:</b>	Rub white petroleum jelly into stain. Soak in detergent solution and launder.
<b>Tree Sap:</b>	Mix a small amount of ammonia with water and gently rub into spot. After spot has dried, have garment cleaned.
<b>Grass Stains:</b>	Rub detergent or a pre-wash directly into stain. Clean promptly.

## HOW TO MEASURE

Before ordering, take your measurements to ensure that you select the correct size for each uniform item. Each item has its own size chart and requires that you select your size based on your measurements. The garments are designed to accommodate body size. The size information listed is not how large the garment is, it is the body size that will comfortably fit that size. For best fit, please follow the measuring instructions carefully. It is recommended to either have another person assist you or have your measurements taken professionally. Taking your own measurements could increase the chance for error.

**HEIGHT (1):** Stand straight against the wall without shoes. Make a mark level at top of head. Measure from this point down to the floor.

**NECK (2):** Measure a shirt collar that fits you well. Lay collar flat. Measure from center of collar button to far end of the buttonhole, or, measure around neck where buttoned shirt would fit. Allow for two fingers' width between tape measure and neck.

**CHEST/BUST (3):** Measure just under arms across shoulder

blades at fullest part of chest or bust and back, holding tape firm and level.

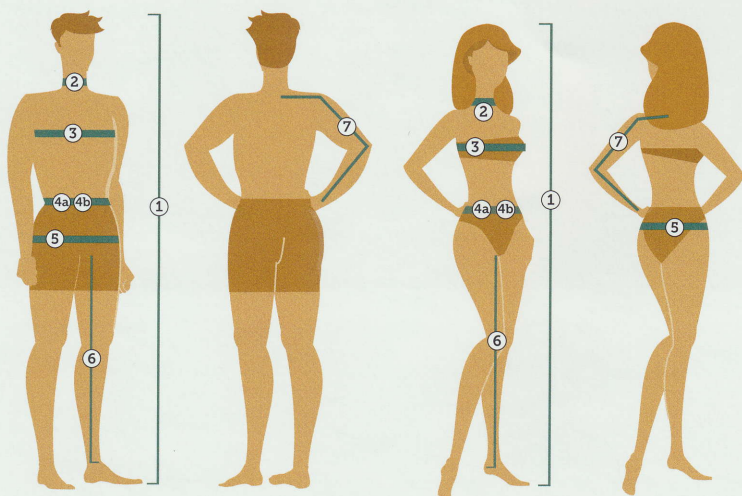
**WAIST (4):** Measure over shirt but not over pants, around waist where you normally wear pants. Keep tape level, but not tight.

**HIPS (5):** Measure around fullest point of seat while standing, keep tape level.

**INSEAM (6):** Measure a well-fitting, similarly-styled pair of pants. (Do not measure blue jeans.) Lay them flat, with the front and back creases smooth. Measure from the crotch seam along the inseam to the bottom of the hem. Styles worn with higher heels require extra length.

**SLEEVE (7):** Bend elbow and bring hand close to upper body. Start at the center back of the neck and measure across the shoulder to the elbow and to the wrist bone.

**NOTE:** Incorrect inseam measurement is the #1 reason for returns.



### My Measurements

Height (1) \_\_\_\_\_  
 Neck (2) \_\_\_\_\_  
 Chest/Bust (3) \_\_\_\_\_  
 Waist (4) \_\_\_\_\_  
 Hips (5) \_\_\_\_\_  
 Inseam (6) \_\_\_\_\_  
 Sleeve (7) \_\_\_\_\_





The Inauguration in Washington, D.C.



CAUTION: Garments contained in this catalog meet government flammability Class 1 requirements but do not provide protection from ignition sources, molten substances or chemical exposure. Special flame resistant garments are available if required.

Product images shown here are photomechanically reproduced. As a result, colors may vary from actual fabric samples.



VF Imagewear, Inc.