



# **NATIONAL PARK SERVICE**

**Official Uniform Catalog**

**R & R UNIFORMS, INC.**





NATIONAL  
PARK  
SERVICE



260 CUMBERLAND BEND, METRO CENTER

P.O. BOX 24569

NASHVILLE, TN 37202 (615) 244-9234

A MESSAGE FROM R & R UNIFORMS

Dear Park Service Employee:

We at R & R Uniforms are excited about our involvement with the uniform program of the National Park Service. Our commitment is to provide you with quality products at a fair price and to provide these products in a timely manner. We also promise to provide personalized service to each individual--you will not be just a number.

To back up this commitment we will have an average inventory of approximately \$750,000.00 in National Park Service uniforms and accessories. Our computer will keep track of valuable information on all employees as well as all inventory items. This information will enable us to anticipate future needs and to react in advance of inventory shortages.

This catalog is designed to be a permanent record of all activities connected with your uniform. The jacket pocket in the back of the catalog is for order forms, exchange forms, self-addressed envelopes, and flyers on new products that might be added in the future. You can keep a copy of all orders as a record of your purchases in this jacket. Used correctly this catalog can be an invaluable asset to all Park Service Employees.

We believe that working together, the National Park Service uniform program will be the finest in the nation.

We look forward to serving you.

R & R UNIFORMS, INC.

Bob Gates  
President

BG/cb

---

# TABLE OF CONTENTS

---

R & R UNIFORMS, INC.

Inside cover - A word about R & R Uniforms and this Catalog	
Letter from National Park Service Director .....	2
Male Uniform Items	
Class "A" Dress Uniform .....	3, 4
Class "A" Field Uniform .....	4
Class "B" Work Uniform .....	5
Female Uniform Items	
Class "A" Dress Uniform .....	6, 7
Class "A" Field Uniform .....	7
Class "B" Work Uniform .....	8
Accessory Items .....	9, 10, 11, 12
How to Measure .....	13
Size Scales .....	14, 15
How To Care for your Uniform .....	16



**NATIONAL  
PARK  
SERVICE**



IN REPLY REFER TO:

**United States Department of the Interior**

**NATIONAL PARK SERVICE  
WASHINGTON, D.C. 20240**

TO: ALL NPS UNIFORMED EMPLOYEES:

I am pleased to introduce the first full color National Park Service uniform catalogue distributed by R & R Uniforms. In a short time, R & R has shown its ability to provide the National Park Service a high quality uniform operation. This catalogue is a prime example of R & R's continued efforts to work with the Service in improving the uniform program. The catalogue was developed as a management tool to aid supervisors when hiring seasonals and to help employees new to the National Park Service easily identify uniform requirements. In addition to pictures and descriptions of the uniform items, the catalogue has information on clothing care and measuring instructions.

The information contained on the following pages is informative and the key to a successful program. I encourage the use of this catalogue by all uniformed personnel.

*Russell E. Dickenson*

Russell E. Dickenson  
Director



# MALE CLASS "A" DRESS UNIFORM

## CLASS "A" MALE DRESS SERVICE JACKET

FABRIC: Raeford's 55% Dacron Polyester/45% Wool, 16 ounce Elastique, Laminated  
Lot Number NP 40055

### STYLE:

- Peak Lapel
- Zipper Front
- Fully Lined
- Pleated Breast Pockets with Scalloped Flaps
- Knit Insert in sides at Waistband
- Metal Badge Tab
- Laminated — Waterproofing
- Size Scale A



## CLASS "A" MALE LONG SLEEVE FLYING CROSS TROPICAL SHIRT

FABRIC: 65% Dacron Polyester/35% Avril Rayon, Permanent Press  
Lot Number NP 10700

### STYLE:

- Shoulder Straps
- Conventional Collar and Band, Permanent Collar Stays
- High Lustre Poplin Band and Yoke Trim
- 2 Scalloped Flap, Pleated Pockets with Velcro Closures
- Pencil Compartment
- Full Badge Sling
- 2 Button Cuff and Button on Sleeve
- 7 Baked-in Creases — Front, Back and Sleeves
- Form Fit
- Size Scale C

## CLASS "A" MALE WINTER TROUSERS

FABRIC: Raeford's 55% Dacron Polyester/45% Wool, 16 ounce Elastique  
Lot Number NP 10536

### STYLE:

- ¼ Top Front Pockets, Flap Hip Pockets
- Snugtux Waistband
- Watchpocket
- Bartacks at all points of strain
- Size Scale B



## MALE CLASS "A" DRESS UNIFORM

### CLASS "A" MALE TROPICAL TROUSER

FABRIC: Raeford's 55% Dacron Polyester/45% Wool, 10 ounce Tropical  
Lot Number NP 10537

STYLE:


- ¼ Top Front Pockets, Flap Hip Pockets
- Snugtex Waistband
- Watchpocket
- Bartacks at all points of strain
- Size Scale B

### CLASS "A" MALE SHORT SLEEVE FLYING CROSS TROPICAL SHIRT

FABRIC: 65% Dacron Polyester/35% Avril Rayon, Permanent Press  
Lot Number NP 10800

STYLE:

- Shoulder Straps
- Convertible Sport Collar, Permanent Collar Stays
- High Lustre Poplin Yoke Trim
- 2 Scalloped Flap, Pleated Pockets with Velcro Closures
- Pencil Compartment
- Full Badge Sling
- 7 Baked-in Creases — Front, Back and Sleeves
- Full Length Tails
- Form Fit
- Size Scale D



**CLASS "A" FIELD UNIFORM  
CONSISTS OF  
CLASS "A" SHIRTS  
WITH EITHER THE  
JEAN OR WORK TROUSER**

### MALE JEAN

FABRIC: Ferdinand Twill 10 ounce, 50% Dacron Polyester/50% Cotton, Permanent Press  
Lot Number NP 10640

STYLE:

- Conventional 5 pocket Jean
- Western Boot Cut Flare
- Front Zipper
- Watchpocket
- Size Scale F



# MALE CLASS "B" WORK UNIFORMS



## MALE CLASS "B" WORK TROUSER

FABRIC: Graniteville 8 ounce IV Twill, 65% Polyester/35% Combed Cotton  
Permanent Press  
Lot Number NP 10540

### STYLE:

- Regulation Work Trousers with 1/4 Top Front Pockets
- Watchpocket
- Bar Tacks at all points of strain
- Size Scale F

## MALE CLASS "B" LONG SLEEVE TWILL SHIRT

FABRIC: 65% Polyester/35% Combed Cotton, Permanent Press  
Lot Number NP 10740

### STYLE:

- Conventional Collar and Band, Permanent Collar Stays
- Breast Pockets with Flaps
- Pencil Compartment
- Seven Button Front
- Form Fit
- Size Scale C

## MALE CLASS "B" SHORT SLEEVE POPLIN SHIRT

FABRIC: 65% Polyester/35% Combed Cotton,  
Permanent Press  
Lot Number NP 10840

### STYLE:

- Two Breast Pockets
- Pencil Compartment
- Convertible Sport Collar, Permanent Collar Stays
- Seven Button Front
- Form Fit
- Size Scale D

NOTE: Class "B" Dress Uniform is the uniform shown above worn with a tie — supervisors only.

## MALE CLASS "B" WORK JACKET

FABRIC: Graniteville 8 ounce Chetopa IV Twill, 65% Polyester/35% Combed Cotton  
Permanent Press  
Lot Number NP 20119

### STYLE:

- Regulation Zipper Front Work Jacket
- Breast Pockets with Flaps to Button
- Pencil Division
- Two Button Adjustable Cuff
- Knit Insert in Sides at Waistband
- Zip-in, Zip-out long sleeve 5 ounce liner
- Size Scale E

## MALE CLASS "B" JEAN

FABRIC: Ferdinand Twill 10 ounce, 50% Dacron Polyester/50% cotton, Permanent Press  
Lot Number NP 10640

### STYLE:

- Conventional 5 pocket Jean
- Western Boot Cut Flare
- Watchpocket
- Size Scale F

Pictured on opposite page.





NATIONAL  
PARK  
SERVICE

## FEMALE CLASS "A" DRESS UNIFORM



### CLASS "A" FEMALE DRESS SERVICE JACKET

FABRIC: Raeford's 55% Dacron Polyester/45% Wool, 16 ounce Elastique, Laminated  
Lot Number NP 40056

STYLE:

- Peak Lapel
- Zipper Front
- Fully Lined
- Pleated Breast Pockets with Scalloped Flaps with Metal Snap Closures
- Knit Insert in Sides at Waistband
- Metal Badge Tab
- Laminated - Waterproofing
- Size Scale A

### CLASS "A" FEMALE LONG SLEEVE FLYING CROSS TROPICAL SHIRT

FABRIC: 65% Polyester/35% Avril Rayon,  
Permanent Press  
Lot Number NP 10701

STYLE:

- Shoulder Straps
- Convertible Sport Collar, Permanent Collar Stays
- High Lustre Poplin Yoke Trim
- 2 Scalloped Flap, Pleated Pockets with Velcro Closures
- Pencil Compartment
- 2 Button Adjustable Cuff
- Baked-in Creases — Front, Back and Sleeves
- Form Fit
- Size Scale C

### CLASS "A" FEMALE WINTER TROUSER

FABRIC: Raeford's 55% Dacron Polyester/45% Wool,  
16 ounce Elastique  
Lot Number NP 10538

STYLE:

- Front Zipper
- ½ Top Front Pockets, Flap Hip Pockets
- Snugtex Waistband
- Bartacks at all points of Strain
- Size Scale B



### CLASS "A" FEMALE TROPICAL TROUSER

FABRIC: Raeford's 55% Dacron Polyester/45% Wool,  
10 ounce Tropical  
Lot Number NP 10539

STYLE:

- Front Zipper
- ½ Top Front Pockets, Flap Hip Pockets
- Snugtex Waistband
- Bartacks at all points of Strain
- Size Scale B



# FEMALE CLASS "A" DRESS UNIFORM

## CLASS "A" FEMALE SHORT SLEEVE FLYING CROSS TROPICAL SHIRT

FABRIC: 65% Dacron Polyester/35% Avril Rayon, Permanent Press  
Lot Number NP 10801

**STYLE:**

- Shoulder Straps
- Convertible Sport Collar, Permanent Collar Stays
- High Lustre Poplin Yoke Trim
- 2 Scalloped Flap, Pleated Pockets with Velcro Closures
- Pencil Compartment
- 6 Baked-in Creases — Front, Back and Sleeves
- Form Fit
- Size Scale C

## CLASS "A" FEMALE WINTER SKIRT

FABRIC: Raeford's 55% Dacron Polyester/45% Wool, 16 ounce Elastique  
Lot Number NP 20121

**STYLE:**

- Straight Skirt,  $\frac{3}{4}$  Lined with Back Zipper and Button to Tab
- Snugtex Waistband
- Slanted inset Front Pocket
- Size Scale B

## CLASS "A" FEMALE TROPICAL SKIRT

FABRIC: Raeford's 55% Dacron Polyester/45% Wool, 10 ounce Tropical  
Lot Number NP 20122

**STYLE:**

- Straight Skirt,  $\frac{3}{4}$  Lined with Back Zipper and Button to Tab
- Snugtex Waistband
- Slanted inset Front Pocket
- Size Scale B



**CLASS "A" FIELD UNIFORM  
CONSISTS OF  
CLASS "A" SHIRTS  
WITH EITHER THE  
JEAN OR WORK TROUSER**

## FEMALE JEAN

FABRIC: Ferdinand Twill 10 ounce, 50% Dacron Polyester/50% Cotton, Permanent Press  
Lot Number NP 10641

**STYLE:**

- Conventional 5 pocket Jean
- Western Boot Cut Flare
- Front Zipper
- Watchpocket
- Size Scale E



## FEMALE CLASS "B" WORK UNIFORM



### FEMALE CLASS "B" WORK JACKET

FABRIC: Graniteville 8 ounce Chetopa IV Twill, 65% Polyester/35% Combed Cotton  
Permanent Press  
Lot Number NP 20120

STYLE:

- Regulation Zipper Front Work Jacket
- Breast Pockets with Flaps to Button
- Pencil Division
- Two Button Adjustable Cuff
- Knit Insert in Sides at Waistband
- Zip-in, Zip-out long sleeve 5 ounce liner
- Size Scale D

### FEMALE CLASS "B" WORK TROUSER

FABRIC: Graniteville 8 ounce Chetopa IV Twill, 65% Polyester/35% Combed Cotton  
Permanent Press  
Lot Number NP 10541

STYLE:

- Regulation Work Trousers with 1/4 Top Front Pockets
- Front Zipper
- Watchpocket
- Bar Tacks at all points of strain
- Size Scale E

### FEMALE JEAN

FABRIC: Ferdinand Twill 10 ounce, 50% Dacron Polyester/  
50% Cotton, Permanent Press  
Lot Number NP 10641

STYLE:

- Conventional 5 Pocket Jean
- Western Boot Cut Flare
- Front Zipper
- Watchpocket
- Size Scale E

### FEMALE CLASS "B" LONG SLEEVE TWILL SHIRT

FABRIC: 65% Polyester/35% Combed Cotton,  
Permanent Press  
Lot Number NP 10741

STYLE:

- Conventional Collar and Band, Permanent Collar Stays
- Breast Pockets with Flaps
- Pencil Compartment
- Seven Button Front
- Form Fit
- Size Scale C

### FEMALE CLASS "B" SHORT SLEEVE POPLIN SHIRT

FABRIC: 65% Polyester/35% combed Cotton,  
Permanent Press  
Lot Number NP 10841

STYLE:

- Two Breast Pockets
- Pencil Compartment
- Convertible Sport Collar, Permanent Collar Stays
- Seven Button Front
- Form Fit
- Size Scale C





# ACCESSORY ITEMS - MALE & FEMALE

R & R UNIFORMS, INC.



## FEMALE REVERSIBLE RAINCOAT

FABRIC: Outer Shell - Nylpore Coated Cloth 70 Denier. Super Urethane Coated 2.7 ounce per yard, forest Green Color

Inner Fabric - Nylgate coated oxford type cloth 200 Denier by 200 Denier. Super Urethane coated 4.44 ounce per yard, International Orange Color  
Lot Number NP 20131

### STYLE:

- Reversible Uninsulated Raincoat
- Cape Shoulders
- Raglan Sleeves
- Fully Vented Yoke
- Front Zipper
- Side Pass Through Openings with Zipper Closures
- Size Scale F (No XXS or XS Available)

## MALE REVERSIBLE RAINCOAT

FABRIC: Outer Shell - Nylpore Coated Cloth 70 Denier. Super Urethane Coated 2.7 ounce per yard, Forest Green Color

Inner Fabric - Nylgate coated oxford type cloth 200 Denier by 200 Denier. Super Urethane coated 4.44 ounce per yard, International Orange Color  
Lot Number NP 20130

### STYLE:

- Reversible Uninsulated Raincoat
- Cape Shoulders
- Raglan Sleeves
- Fully Vented Yoke
- Front Zipper
- Side Pass Through Openings with Zipper Closures
- Size Scale G

## MALE LINED PARKA

FABRIC: Shell - 100% Nylon Taffeta, 70 Denier, 2.5 ounce per yard, Forest Green Color

Lining - Holofill II fiber, 50 ounces per yard  
Lot Number NP 20125

### STYLE:

- Reversible Parka
- Four outside and four inside Slash Pockets
- Zipper Front
- Side Zipper Openings
- Concealed Hood in Collar
- Size Scale G


## FEMALE LINED PARKA

FABRIC: Shell - 100% Nylon Taffeta, 70 Denier, 2.5 ounce per yard, Forest Green Color

Lining - Holofill II fiber, 50 ounces per yard  
Lot Number NP 20126

### STYLE:

- Reversible Parka
- Four outside and four inside Slash Pockets
- Zipper Front
- Side Zipper Openings
- Concealed Hood in Collar
- Size Scale F (No XXS or XS Available)








NATIONAL  
PARK  
SERVICE

## ACCESSORY ITEMS - MALE & FEMALE



### WINTER FELT HAT

FABRIC: Nutria Quality Belgium Belly Tan Felt  
Lot Number NP F44T

STYLE:

- NPS Regulation Campaign (Crown with Four Indentations)
- Double Brim
- Leather Sweatband
- Side Vent Holes
- Size Scale J (Male) and I (Female)



### SUMMER STRAW HAT

FABRIC: Ventilated Milan Braid Belgium Belly Tan  
Lot Number NP S44DBT

STYLE:

- NPS Regulation Campaign (Crown with Four Indentations)
- Stiff Brim
- Foam Sweatband
- Size Scale J (Male) and I (Female)



### SUMMER VENTILATED BALL CAP

FABRIC: Front Panels, 65% Polyester/35% Cotton, Twill Back Panels, Nylon Mesh  
Lot Number NP 20145

STYLE:

- Baseball Model
- Adjustable Back
- Size Scale K (Male) and J (Female)

### SOLID TWILL BALL CAP

FABRIC: 65% Polyester/35% Cotton, 8 ounce Twill  
Lot Number NP 20140

STYLE:

- Baseball Model
- Solid Twill
- Adjustable Back
- Size Scale K (Male) and J (Female)

### KNITTED WINTER SKI CAP

FABRIC: Acrylic Knit  
Lot Number NP 20142

STYLE:

- Pull Over Ski Cap
- Size Scale - One Size Fits All

### FUR TROOPER

FABRIC: Genuine Dark Brown Mouton Fur with 100% Nylon Forest Green Shell  
Lot Number NP 20190

STYLE:

- Genuine Mouton Fur, Fold Down Ear Flaps
- Chin Strap
- Fully Lined
- Size Scale K (Male) and J (Female)

### WINTER ELASTIQUE BALL CAP

FABRIC: Raeford's 55% Dacron/45% Wool, 16 ounce Elastique  
Lot Number NP 20150

STYLE:

- Baseball Model
- Inside Fold Down Ear Flaps
- Size Scale J (Male) and I (Female)  
(No Long Ovals)





## ACCESSORY ITEMS - MALE & FEMALE



### STORM SHED OVERSHELL

FABRIC: 65% Polyester/35% Cotton, Reeves Storm Shed, Forest Green  
Lot Number NP 30000

#### STYLE:


- Stormproof (Wind and Water Resistant)
- Breathable
- Hip Length with Raglan Shoulders
- Velcro Storm Fly with Concealed Two Way Zipper
- Velcro Cuff Closures
- Two Breast Pleated Patch Pockets with Velcro Closure Flaps
- Two Lower Pleated Patch Pockets with Velcro Closure Flaps and Open Sides for Hand Warmer Pockets.
- Inside Waist Drawstring
- Concealed Hood in Collar
- Size Scale F (Female) and E (Male)

### UNLINED NYLON WINDBREAKER

FABRIC: 100% Nylon  
Lot Number NP 30005

#### STYLE:

- Lightweight
- Unlined
- Zipper Front
- Concealed Roll-up Hood
- Size Scale G (Male) and F (Female)



### MALE AND FEMALE SWEATER

FABRIC: Heather Gray Acrylic Knit  
Lot Number NP 7801

#### STYLE:

- Cardigan Style with Button Front
- Two Lower set in Pockets
- Rib Knit around Neckline and Down Front
- Size Scale F (Female) and E (Male)

### TWILL LONG SLEEVE COVERALL

FABRIC: Graniteville 8 ounce Chetopa IV Twill, 65% Polyester/35% Combed Cotton Permanent Press  
Lot Number NP 20135

#### STYLE:

- Regulation Coverall
- Raglan Sleeves
- Elastic in Waistband
- Two Breast Pockets with Zippers
- Two-way Concealed Front Zipper
- Snaps on Cuffs and Legs
- Size Scale H (Male) and G (Female)





## ACCESSORY ITEMS - MALE & FEMALE



### MALE LOW QUARTER CORDOVAN LEATHER SHOE

LEATHER: Caribou Durashu Leather  
Lot Number NP 31800

**STYLE:**

- Five Eyelet Oxford
- Full Grain Leather Quarter Lining
- Storm Welt
- Rubber Heel
- Composition Sole
- Size Scale I

### FEMALE LOW QUARTER CORDOVAN LEATHER SHOE

LEATHER: Caribou Durashu Leather  
Lot Number NP 33500

**STYLE:**

- Four Eyelet Oxford
- Full Grain Leather Quarter Lining
- Cushion Innersole
- Rubber Heel
- Hypalon Sole
- Size Scale H

### CORDOVAN LEATHER PUMP

LEATHER: Caribou Durashu Leather  
Lot Number NP 31900

**STYLE:**

- Plain Pump
- Closed Heel and Toe
- Rubber Heel
- Composition Sole
- Size Scale H

### EMBOSSED BELT

MATERIAL: 9 ounce Vegetable Tanned Cowhide, Marine Cordovan Color  
Lot Number NP 20160

**STYLE:**

- USNPS Sequoia Cone Pattern Design Belt
- Solid Brass Buckle
- 1½ inches wide
- Size Scale - Order By Waist Size

### EMBOSSED HAT BAND

MATERIAL: 2½ ounce Vegetable Tanned cowhide, Marine Cordovan Color  
Lot Number NP 20165

**STYLE:**

- USNPS Sequoia Cone Pattern Design Hatband
- Connected with Two Leather Billet Tips holding ¾ inch Brass Metal Rings
- Sequoia Cone Ornament on Billets
- Leather Strap to Connect Hatband
- Size Scale - Order By Hat Size

### MALE CLIP ON TIE

FABRIC: Raeford's 55% Dacron Polyester/45% Wool Tropical, Green Color  
Lot Number NP 20170

**STYLE:**


- Metal Clip-on Ready Tied Breakaway Tie
- Lined
- 3 inch width

### FEMALE CLIP ON TIE

FABRIC: Raeford's 55% Dacron Polyester/45% Wool Tropical, Green Color  
Lot Number NP 20175

**STYLE:**

- Metal Clip-on Ready Tied Breakaway Tie
- Lined
- 3 inch width
- 4 inches Shorter than the Male Tie



### FEMALE CROSS TIE

FABRIC: Raeford's 55% Dacron Polyester/45% Wool Tropical, Green Color  
Lot Number NP 20180

**STYLE:**

- Continental Crossover Tie with Breakaway Fastener

### TIE TAC

MATERIAL: 14 Gauge Brass  
Lot Number NP 20185

**STYLE:**

- NPS Arrowhead Design with Chain and Bar Back



# MEASURING INFORMATION

## MALE

### HOW TO MEASURE FOR SIZE:

HAVE SOMEONE ELSE MEASURE YOU. KEEP TAPE STRAIGHT, BUT NOT TIGHT. MEASURE OVER UNDERGARMENTS OR OTHER CLOTHING TO BE WORN UNDER YOUR UNIFORM.

**1. HEIGHT:** STAND STRAIGHT AGAINST WALL IN STOCKING FEET. MAKE A MARK LEVEL WITH TOP OF HEAD. MEASURE FROM THIS POINT DOWN TO THE FLOOR.

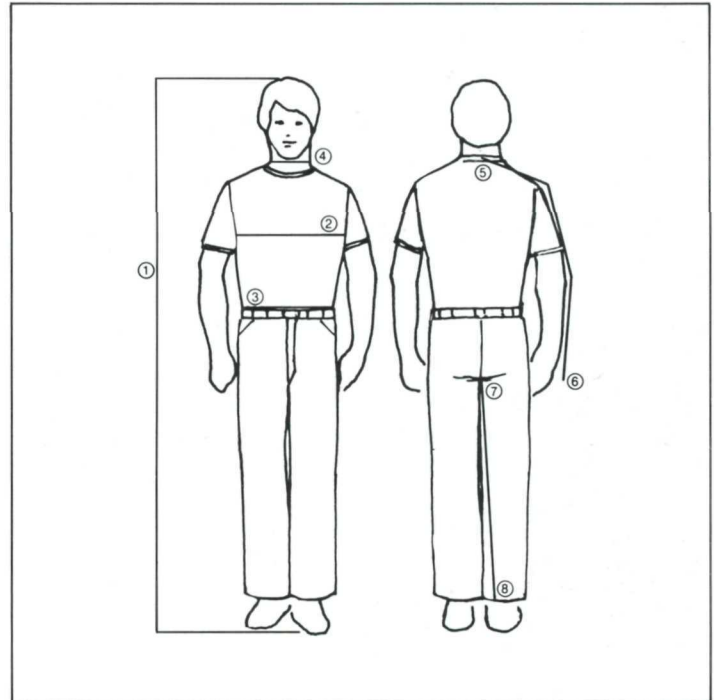
**2. CHEST:** WELL UP UNDER ARMS ACROSS SHOULDER BLADES AND OVER FULLEST PART. HOLD TAPE FIRM BUT NOT TIGHT. BE SURE TAPE IS STRAIGHT ACROSS BACK AND KEEP IT LEVEL. STAND NATURALLY.

**3. WAIST:** MEASURE OVER SHIRT (BUT NOT OVER TROUSERS) AT THE POSITION YOU NORMALLY WEAR YOUR SLACKS. HOLD TAPE FIRM BUT NOT TIGHT. OR MEASURE THE WAISTBAND OF A WELL-FITTING PAIR OF SLACKS (ZIPPED UP AND CLOSED) OF THE SAME STYLE.

**4. NECK:** MEASURE AROUND NECK WHERE SHIRT THAT IS BUTTONED WOULD FIT. BE SURE TAPE MEASURE IS NEITHER TIGHT ENOUGH TO CHOKE OF LOOSE ENOUGH TO SAG.

**5. SLEEVE:** MEASURE FROM MIDDLE OF BACK OF NECK AT POINT 5 ACROSS THE SHOULDER AND AROUND POINT OF ELBOW TO WRISTBONE AT POINT 6.

**6. INSEAM:** MEASURE WELL-FITTING SLACKS OF SAME STYLE ALONG INNER SEAM FROM CROTCH SEAM AT POINT 7 TO BOTTOM OF LEG AT POINT 8. STYLES WORN WITH HIGHER HEELS REQUIRE EXTRA LENGTH.



## FEMALE

### HOW TO MEASURE FOR SIZE:

HAVE SOMEONE ELSE MEASURE YOU. KEEP TAPE STRAIGHT, BUT NOT TIGHT. MEASURE OVER UNDERGARMENTS OF OTHER CLOTHING TO BE WORN UNDER YOUR UNIFORM.

**1. HEIGHT:** STAND STRAIGHT AGAINST WALL IN STOCKING FEET. MAKE A MARK LEVEL WITH TOP OF HEAD. MEASURE FROM THIS POINT DOWN TO THE FLOOR. (SHOE HEELS CAN ADD INCHES TO YOUR HEIGHT).

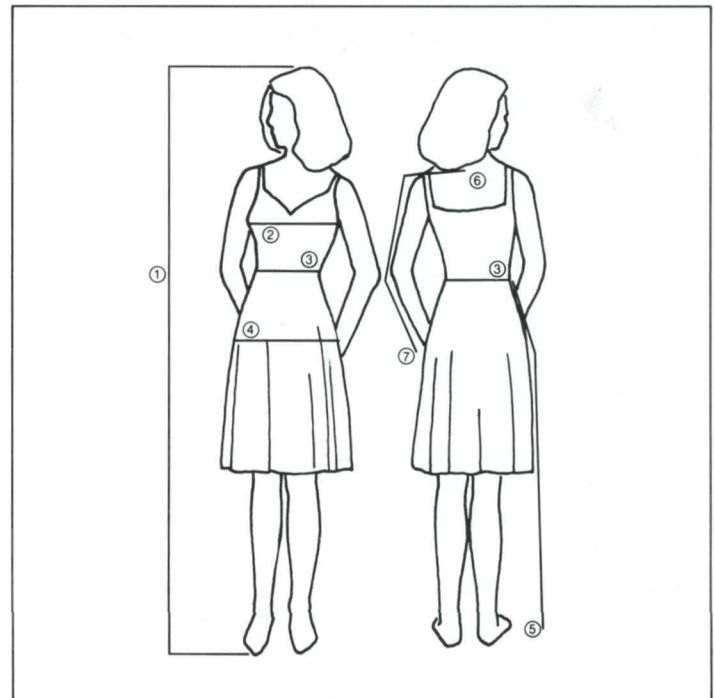
**2. BUST:** MEASURE AROUND FULLEST PART OF BUST, HOLDING TAPE GENTLY. KEEP TAPE STRAIGHT AND LEVEL.

**3. WAIST:** MEASURE AROUND THE SMALLEST PART OF NATURAL WAISTLINE, HOLD TAPE FIRM, BUT NOT TIGHT. KEEP TAPE LEVEL AND BE SURE TO STAND NATURALLY.

**4. HIPS:** MEASURE AROUND THE FULLEST PART OF HIPS. HOLD THE TAPE MEASURE FIRM, BUT NOT TOO TIGHT. KEEP THE TAPE MEASURE STRAIGHT AND LEVEL.

**5. OUTSEAM:** PUT ON THE SHOES YOU PLAN ON WEARING. MEASURE FROM 3 TO 5, OR EXACTLY WHERE YOU WOULD LIKE YOUR SLACKS TO HIT ON YOUR SHOE.

**6. SLEEVE:** MEASURE FROM POINT 6 AT BACK OF NECK BRINGING TAPE OVER POINT OF SHOULDER TO POINT 7 ON WRIST WHERE YOU WOULD LIKE SLEEVE TO HIT.





(SIZES AVAILABLE INDICATED BY X MARK)

## SIZE SCALE "A"

ORDER SIZE	36	38	40	42	44	46	48	50	52	54
SHORT										
REGULAR										
LONG										

## SIZE SCALE "B"

ORDER SIZE	28	29	30	31	32	33	34	35	36	37	38	40	42	44	46	48	50	52	54
SHORT																			
REGULAR																			
LONG																			

## SIZE SCALE "C"

NECK →	14	14½	15	15½	16	16½	17	17½	18	18½	19
SLEEVE ↘											
31											
32											
33											
34											
35											
36											

## SIZE SCALE "D"

ORDER SIZE	S	M	L	XL	XXL
NECK	14-14½	15-15½	16-16½	17-17½	18-18½

## SIZE SCALE "E"

ORDER SIZE	SR	MR	ML	LR	LL	XLR	XLL	XXLR	XXLL
CHEST	38	42	42	46	46	50	50	54	54
SLEEVE	33	33½	35	34	35½	34½	36	35	36½

NOTE: ON STORM SHED PARKA, SHORTS ARE AVAILABLE IN SMALL, MEDIUM AND LARGE SIZES.

## SIZE SCALE "F"

ORDER SIZE	28	29	30	31	32	33	34	35	36	37	38	40	42	44	46	48	50	52	54
REGULAR																			
LONG																			

## SIZE SCALE "G"

ORDER SIZE	S	M	L	XL
CHEST	36-38	40-42	44-46	48-50

## SIZE SCALE "H"

ORDER SIZE	36	38	40	42	44	46	48	50	52	54
SHORT										
REGULAR										
LONG										

## SIZE SCALE "I"

ORDER SIZE	6½	7	7½	8	8½	9	9½	10	10½	11	11½	12	13
B													
C													
D													
E													
EW													

## SIZE SCALE "J"

ORDER SIZE	6¾	6½	6¾	6¾	6¾	7	7¾	7¼	7¾	7½	7¾	7¾
REGULAR OVAL												
LONG OVAL												
HEAD MEASURE (INCHES)	19¾	20¼	20¾	21¼	21½	21¾	22¼	22¾	23	23½	23¾	24¼

## SIZE SCALE "K"

ORDER SIZE	M	L	XL
HAT SIZE	6¾-7	7¼-7½	7¾-7¾

SELECT YOUR SIZE ACCORDING TO CHEST MEASUREMENT, THEN CHOOSE WHICH SLEEVE LENGTH YOU NEED. IF YOU ARE BETWEEN SIZES GO TO THE NEXT LARGER SIZE.



# SIZE SCALES - FEMALE

(SIZES AVAILABLE INDICATED BY X MARK)

## SIZE SCALE "A"

ORDER SIZE	4	6	8	10	12	14	16	18	20	22	24
BUST	33	34	35	36	37	38½	40	42	44	46	48
WAIST	24	25	26	27	28	29½	31	33	35	37	39
HIP	34	35	36	37	38	39½	41	43	45	47	49
PETITE - UP TO 5' 3" HEIGHT (SIZES 4-14)				REGULAR - UP TO 5' 8" HEIGHT (SIZES 4-24)				TALL - OVER 5' 8" HEIGHT (SIZES 8-22)			

## SIZE SCALE "B"

ORDER SIZE	4	6	8	10	12	14	16	18	20	22	24
WAIST	24	25	26	27	28	29½	31	33	35	37	39
HIP	34	35	36	37	38	39½	41	43	45	47	49
PETITE - UP TO 5' 3" HEIGHT (SIZES 4-14)				REGULAR - UP TO 5' 8" HEIGHT (SIZES 4-24)				TALL - OVER 5' 8" HEIGHT (SIZES 8-22)			

## SIZE SCALE "C" - USE SIZE SCALE BELOW: ORDER BY BUST SIZE AND REGULAR OR LONG SLEEVE LENGTHS.

ORDER BUST SIZE	28	30	32	34	36	38	40	42	44	46	48
REG SLEEVE	29	29½	30	30	31	31	31½	32	32	32½	33
LONG SLEEVE	NA	NA	31	31	32	32	32½	33	33	33½	34

FOR SHORT SLEEVE, ORDER BY BUST SIZE ONLY.

## SIZE SCALE "D"

ORDER SIZE	XSR	SR	SL	MR	ML	LR	LL	XLR	XLL	XXLR	XXLL
BUST	32	34	34	36½	36½	39½	39½	43½	43½	47½	47½
SLEEVE	29¾	30½	32	31	32½	32	33½	33	34½	34	35½

## SIZE SCALE "E"

ORDER SIZE	4	6	8	10	12	14	16	18	20	22	24
WAIST	23	24	25	26	27½	29	30½	32½	34½	36½	38½
HIP	34	35	36	37	38½	40	41½	43½	45½	47½	49½

## SIZE SCALE "F"

ORDER SIZE	XXS	XS	S	M	L	XL
FOR SIZE	4-6	8-10	12-14	16-18	20-22	24

NOTE: STORM SHED PARKA IS AVAILABLE IN SHORTS, REGULARS AND LONGS.

## SIZE SCALE "G"

ORDER SIZE	28	30	32	34	36	38	40	42	44
BUST	33	35	37	39	41	43	45	47	49
WAIST	28	30	32	34	36	38	40	42	44
SHORT - INSEAM 28"			REGULAR - INSEAM 30"			LONG - INSEAM 32"			

## SIZE SCALE "H"

WIDTH	5	5½	6	6½	7	7½	8	8½	9	9½	10
N											
M											
W											
EW											

## SIZE SCALE "I"

ORDER SIZE	6¾	6½	6¾	6¾	6¾	7	7⅛	7¼	7⅜	7½	7⅝	7¾
REGULAR OVAL												
LONG OVAL												
HEAD MEASURE (INCHES)	19⅞	20¼	20¾	21⅛	21½	21⅞	22¼	22⅝	23	23½	23⅞	24¼

## SIZE SCALE "J"

ORDER SIZE	M	L	XL
HAT SIZE	6¾-7	7⅛-7½	7⅝-7¾

## A NOTE ABOUT USING SIZE SCALES

SELECT YOUR SIZE ACCORDING TO THE LARGER OF WAIST OR HIP MEASUREMENT. IF YOU ARE BETWEEN SIZES ALWAYS GO TO THE NEXT LARGER SIZE. MEASURE YOUR OUTSEAM AS INDICATED ON THE INSTRUCTION SHEET.



## General Maintenance - Dacron and Wool Garments

From: "A Guide To Keep Your Uniform Looking Better Longer"  
©1978, Raeford Uniform Fabrics Company.

- Brush your uniform regularly to remove surface dirt.
- When wet, don't dry uniform in direct sun or near extreme heat.
- When not in use, hang your uniform coat and trousers on wooden hangers. Trousers should be hung at full length by cuffs.
- Avoid carrying pointed, sharp or heavy objects in pockets.
- Your uniform is a valuable asset . . . entrust it only to a quality establishment for cleaning and pressing.
- Have more than one uniform and alternate wearings. This will substantially extend the life of your uniform.

## The Problem of Perspiration

Perspiration can have a harmful effect on fabrics. It can result in loss of fabric strength. To prevent this from developing, the following precautions should be taken:

- Dry cleaning solvents do not remove perspiration from a fabric. Affected areas should be called to the attention of your dry cleaner; he will flush them with moisture from a steam spotting gun prior to dry cleaning.
- Although worsted and worsted blend fabrics may not be launderable, a perspiration-affected area may be placed over a towel and blotted with a damp sponge. The area should then be blotted vigorously between two dry towels and hung to air dry.
- For extreme cases, dress shields and the substitution of "T" shirts for sleeveless undershirts, are recommended.

## What to do About Spots and Stains

The following procedures are simple procedures for removing or reducing common stains from uniform fabrics utilizing common household items:

Chemicals Needed	Materials Needed
Rubbing Alcohol	Soft Toothbrush
Naphtha (Paint Remover)	Sponge
Vinegar (White grade)	Blotter Paper
Glycerine (Glycerol)	
Starch (Laundry grade)	

Type of Spot or Stain	Treatment
<b>Butter, Cooking oil</b>	Sponge and flush with naphtha, feather-out and dry.
<b>Blood</b>	Sponge with water, dry; sponge and flush with naphtha, feather-out and dry.
<b>Coffee, Tea, Catsup</b>	Sponge with water and soak stain in glycerine. Flush well with water, feather-out and dry.
<b>Chewing gum</b>	Soak in naphtha and scrape off gum, feather-out and dry.
<b>Chocolate</b>	Dry and brush off excess, sponge with naphtha and dry. Sponge with water, loosen stain with brush, feather-out and dry.
<b>Glue</b>	Sponge with water, loosen with brush, flush with water, feather-out and dry.
<b>Iodine</b>	Sponge with rubbing alcohol against blotter paper, feather-out and dry.
<b>Mayonnaise</b>	Apply starch/naphtha paste, dry and brush off excess. Sponge with water, feather-out and dry.
<b>Motor oil, Tar</b>	Apply starch/naphtha paste, dry and brush off excess. Sponge and flush with naphtha, feather-out and dry.
<b>Mustard</b>	Apply dry starch, brush to remove excess. Apply glycerine for 30 minutes, flush well with water, feather-out and dry.
<b>Mud, Rust</b>	Dry and brush off excess, sponge with water. Loosen with brush, flush with water, feather-out and dry. Repeat with vinegar if necessary.

**NOTE:** Most chemicals listed above for spot removal are flammable and should be used in a well ventilated area free of any open flame. After treatment air dry — never dry in a tumble dryer.

**NOTE:** 1. All work should be done with a clean blotter underneath the stain area. 2. "Feathering-out" prevents ringing and is done by starting outside the stain area and lightly brushing towards the center.

**NOTE:** These care procedures are provided only as a service and should not be interpreted as a warranty, implied or otherwise.

## Dacron/Cotton and Dacron/Rayon Permanent Press Garments

- Machine Wash Garments in warm water (DO NOT USE BLEACH), tumble dry (on a permanent press setting), remove promptly. Hang up so that wrinkle will fall out. For touch up use a warm iron.
- For stains spray a pre-wash on soiled area and then wash as instructed above.
- Dry Clean periodically to sharpen creases.

## Nylon Garments

We recommend you Dry Clean Only. For stains wash stained area with mild soap and warm water.

## Care and Maintenance of Uniform Hats

- Hats should be brushed with a long, softly brisled brush.
- When hat is temporarily not in use, it should be placed crown down on a clean, flat surface.
- When hat is not in use, it should be placed back in the box. Make sure the cord and chin strap are removed. The press-stay should always be placed on the hat, as this will assure the rigidity and straightness of the brim.
- Rain covers should always be kept handy for inclement weather. If possible, the cover should be used prior to rain, snow, etc.
- If hat becomes damp from perspiration, the inside leather should be turned out, and the hat should be set on the leather.
- If hat becomes water soaked, (sudden shower, dropping in puddle, etc.) it should be dried naturally, removing the braid and strap, and placing on a clean surface.
- In case of oil staining or spotting, any commercial fabric spot remover will be appropriate. Place the liquid on a soft, dry rag, letting it evaporate almost completely before using it to clean the hat. (Remember that the spot remover's vapors, not the liquid itself, does the actual removing.) Feather out toward the edges of the stain.

### GOOD RULES TO FOLLOW TO PRESERVE YOUR HAT

- Hats should be alternated in use. Recommended procedure is every couple of days in temperatures exceeding 80°, and once a week is sufficient in cooler weather.
- Experience nationwide has proven that the best way to enter and leave the squad car is with the hat in your hand. Remember when you enter the squad car to place the hat where it will not be in a sitting area.
- When storing the hat, place in a cool, dry place.
- You are now wearing the finest trooper headwear available. If you follow these few suggestions, you will be proud of your appearance, and the impression you convey to others.

### RENOVATION OF FELT HATS

- Send prepaid to: R & R Uniforms, Inc.  
260 Cumberland Bend  
Nashville, Tennessee 37228
- Renovation includes new leather sweats, thorough cleaning and re-blocking on original forms. Send in off season to allow ample time for return of renovated hat. Return in original box to avoid damage during shipment. Include a check made out to R & R Uniforms, Inc. for \$12.50.

## Leather Items

- Always polish leather items before use. This will protect leather from scuff marks. Use a high quality cordovan leather polish.





## **NATIONAL PARK SERVICE**



P.O. BOX 24569 • NASHVILLE, TENNESSEE 37202  
(615) 244-7784