



Paradise Visitors Guide

2006



Paradise Inn
ca. 1939

This guide provides information on parking, facilities, shuttles, and ideas for visiting other areas of the park.

Paradise is the most popular visitor destination in Mount Rainier National Park with its spectacular subalpine meadows, miles of hiking, and jaw-dropping views of the mountain, glaciers, and the Tatoosh Range and, on a clear day, Washington's southern Cascade peaks. This year the largest National Park Service construction project in the nation is underway at Paradise. Over the next two years the construction effort focuses on rehabilitation of the historic Paradise Inn and construction of a new visitor center with Paradise Inn reopening in May 2008. Upon completion and opening of the new visitor center in fall 2008, the existing Jackson Visitor Center will be demolished and the lower parking lot will be redesigned. This guide provides information on parking, facilities, shuttles, and ideas for visiting other areas in the park.

Visiting Paradise

Paradise wildflower meadows, trails and the Jackson Visitor Center are open to visitors during construction of the new visitor center and rehabilitation of the Paradise Inn.

All traditional services and activities are available at Paradise with the exception of lodging during the complete closure of Paradise Inn and construction of the new visitor center. All normal activities and guest services remain available in all other areas of the park.

If you plan to visit Paradise during construction, be prepared for significantly reduced parking, construction noise, and to use alternate trailheads to reach trails in the upper meadow.


- The best time to visit Paradise is on weekdays, early or late in the day.
- If visiting on a weekend or holiday plan to arrive at Paradise by 9:00 a.m. or after 5:00 p.m. for the best parking opportunities. See page 4 for activities and other areas to visit prior to or following your visit to Paradise.
- Consider exploring other areas of the park or outside of the park during construction. See page 4 for information on activities outside of the Paradise area.

We hope you enjoy your visit to Mount Rainier, the nation's fifth oldest national park.

Facility Status

- The Jackson Visitor Center is open providing book and gift sales, dining at the Grill, nature walks, interpretive activities, and climbing permits.
- Paradise trails are open and accessible via trailheads near the visitor center, the main trailhead and Fourth Crossing. Access upper meadow trails via the main trailhead on the north side of the upper parking lot and Fourth Crossing off of Paradise Valley Road.
- Paradise Inn is closed. A variety of overnight accommodations, restaurants, and guest services are available at the National Park Inn at Longmire and in nearby communities.
- The Guide House is closed. The climbing operations have moved to the Jackson Visitor Center.
- Plan ahead for picnicking opportunities en route to Paradise. There is no designated picnic area at Paradise during construction. Picnicking is available at Cougar Rock or Narada Falls to the west of Paradise and Ohanapecosh and Box Canyon to the east.
- The walkway on the north side of the upper parking lot, the main trailhead, and the restrooms below the Guide House are open.

Artist
rendering of
the new
visitor center



Protecting Paradise

Help limit impacts and protect vegetation by parking only in designated parking spots, and walking and hiking on roads and trails, and by staying off vegetation while waiting for the shuttle.





Parking and Shuttles



Parking at Paradise

Construction needs have reduced parking by approximately half in the immediate Paradise area. A shuttle is available Friday - Sunday and Labor Day for those parked in overflow parking on the Paradise

- Day Use and Overnight Parking is available south of the visitor center lot. Loop A is reserved for overnight parking.
- Parking in the visitor center lot is limited to 2 hours and handicap accessible parking only.
- Overflow parking is available on the Paradise Valley Road with shuttle service available Friday through Sunday.
- Camping is not permitted at Paradise. Check with a ranger for campground locations.
- RVs and vehicles over 20 feet in length must park on the Paradise Valley Road, or see the shuttle schedule for shuttle options Friday through Sunday.
- Extreme congestion at Paradise limits maneuverability and turnarounds for RVs and larger vehicles.

Valley Road or parking at Longmire or Cougar Rock. Please plan on dropping off passengers at the visitor center prior to parking and walking or riding the shuttle back up.

- The road to Paradise will close at the Stevens Canyon Wye and traffic will be diverted east towards Stevens Canyon or west towards Longmire if parking fills.
- Cell phone service is not available in the park. Prearrange a meeting time and location prior to drop off.
- The main area of the upper parking lot is closed with limited parking available along the south side of the lot as indicated.
- The walkway on the north side of the upper parking lot, the main trailhead, and the restrooms below the Guide House are open.
- East of the visitor center lot, the road becomes one-way requiring exiting down the Paradise Valley Road.

**Shuttles only operate on Friday, Saturday, Sunday, and Holidays
July 14 - September 10**

Paradise Valley Road Loop Shuttle

To ride the shuttle, simply flag one down as it approaches you. Please stay off vegetation while waiting for the shuttle.

The shuttle does not service the Day Use and Overnight parking area south of the visitor center.

Drop off passengers at the visitor center prior to parking and walking or riding the shuttle back up from parking on the Paradise Valley Road. Unload backpacks, wheelchairs, and other items while dropping off passengers. Cell phone service is not available in the park. Prearrange a meeting time and location prior to drop off.

Paradise Valley Road Loop Shuttle Schedule

Shuttles run from 10 am - 8 pm, approximately every 15 minutes, depending on the time of day and congestion.

Longmire / Cougar Rock to Paradise Shuttle

A shuttle is available Friday - Sunday and Labor Day for those parked at Longmire or Cougar Rock.

or in overflow parking on the Paradise Valley Road. RVs must park on the Paradise Valley Road.

Plan on dropping off your passengers at the visitor center prior to parking in the Day Use and Overnight lot south of the visitor center

Longmire / Cougar Rock Campground to Paradise Shuttle Schedule

All times are approximate and dependent on the time of day and congestion.

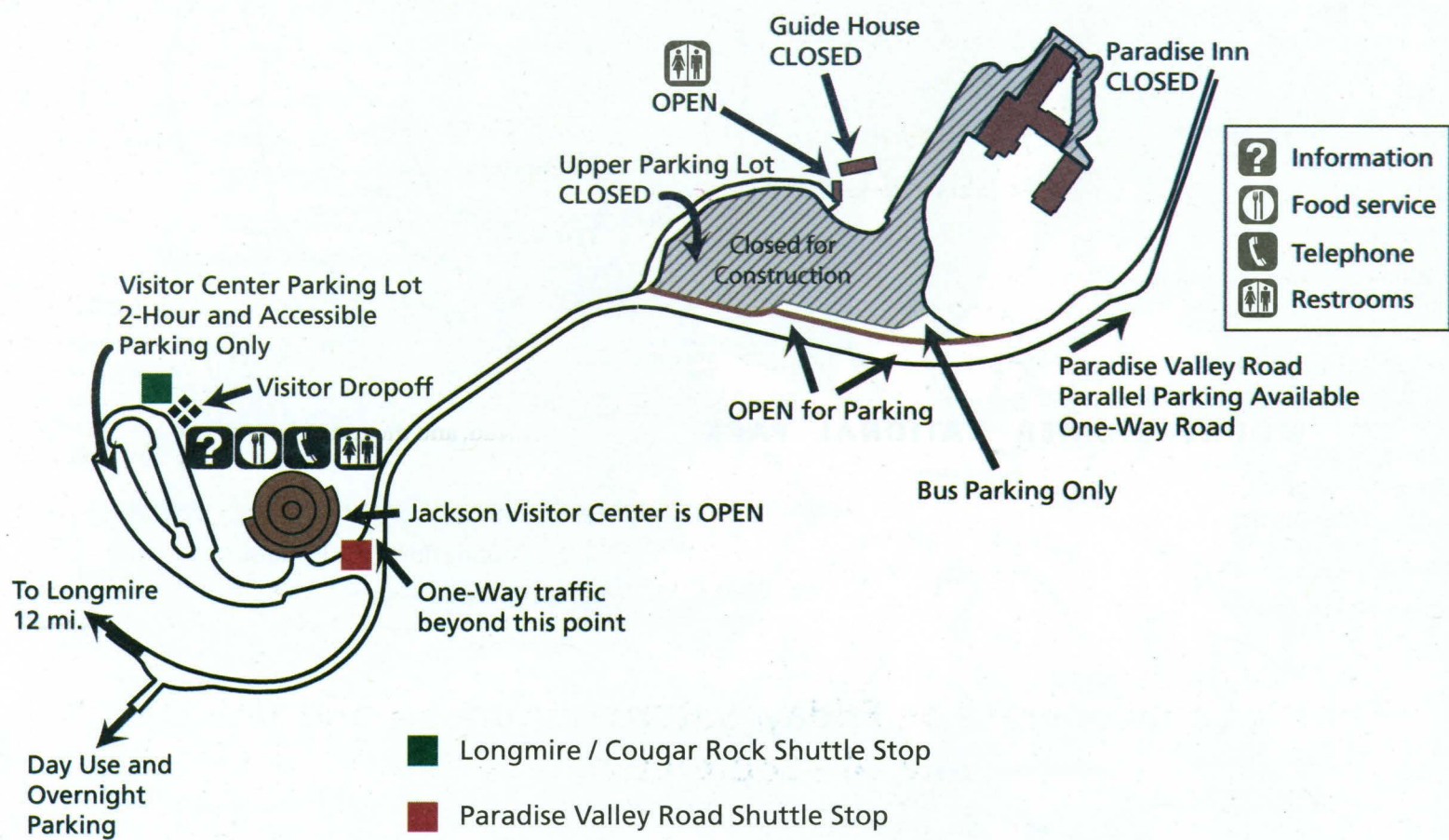
Depart Longmire	Depart Cougar Rock	Depart Glacier Bridge	Arrive Paradise
9:30 am	9:40 am	9:50 am	10:00 am
10:00 am	10:10 am	10:20 am	10:30 am
11:00 am	11:10 am	11:20 am	11:30 am
12 Noon	12:10 pm	12:20 pm	12:30 pm
1:30 pm	1:40 pm	1:50 pm	2:00 pm
3:00 pm	3:10 pm	3:20 pm	3:30 pm
4:30 pm	4:40 pm	4:50 pm	5:00 pm
Depart Paradise	Depart Glacier Bridge	Depart Cougar Rock	Arrive Longmire
12:45 pm	12:55 pm	1:05 pm	1:15 pm
2:15 pm	2:25 pm	2:35 pm	2:45 pm
3:45 pm	3:55 pm	4:05 pm	4:15 pm
5:15 pm	5:25 pm	5:35 pm	5:45 pm
6:00 pm	6:10 pm	6:20 pm	6:30 pm
7:00 pm	7:10 pm	7:20 pm	7:30 pm
8:00 pm	8:10 pm	8:20 pm	8:30 pm



Parking and Shuttles



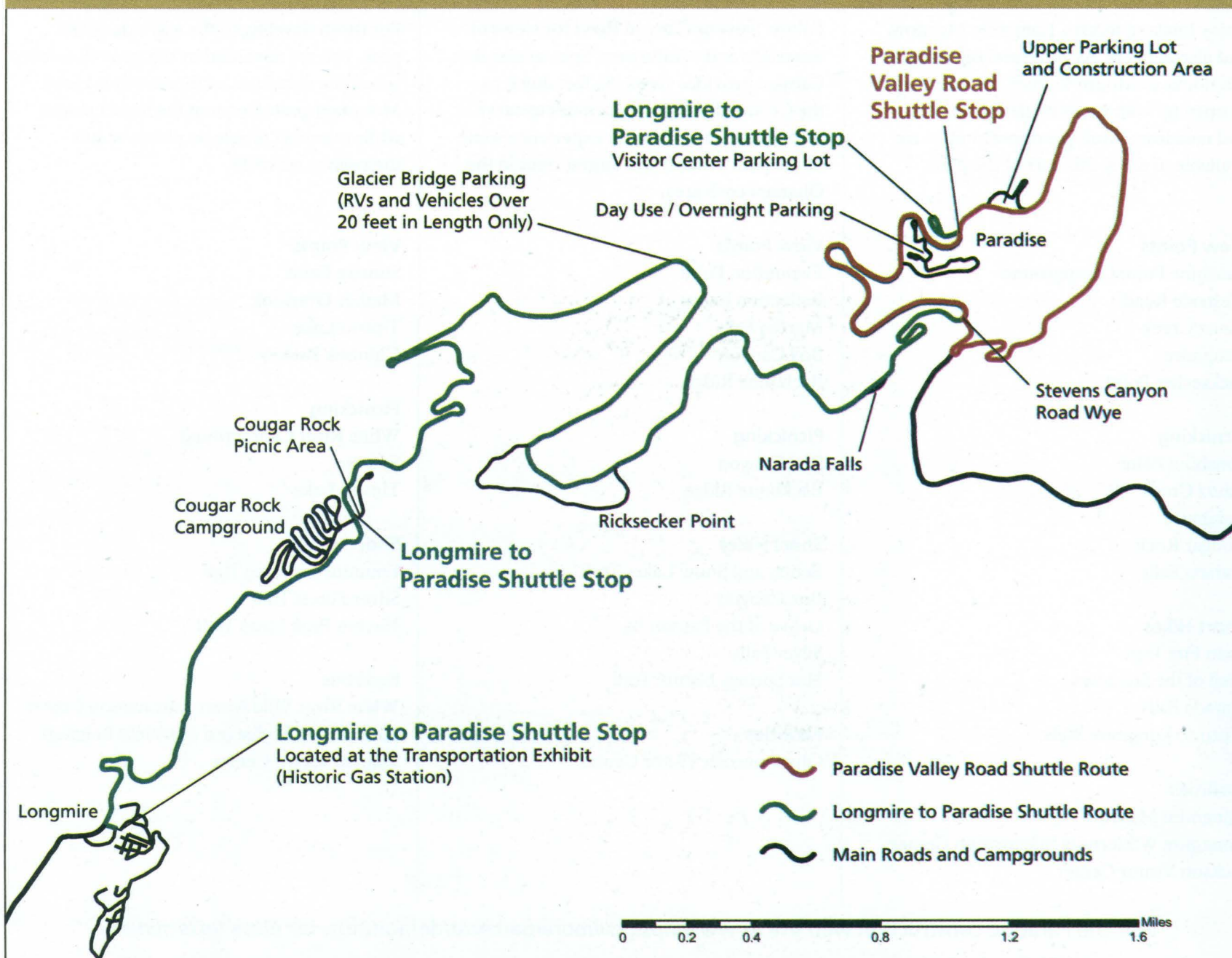
Parking and Shuttle Stops



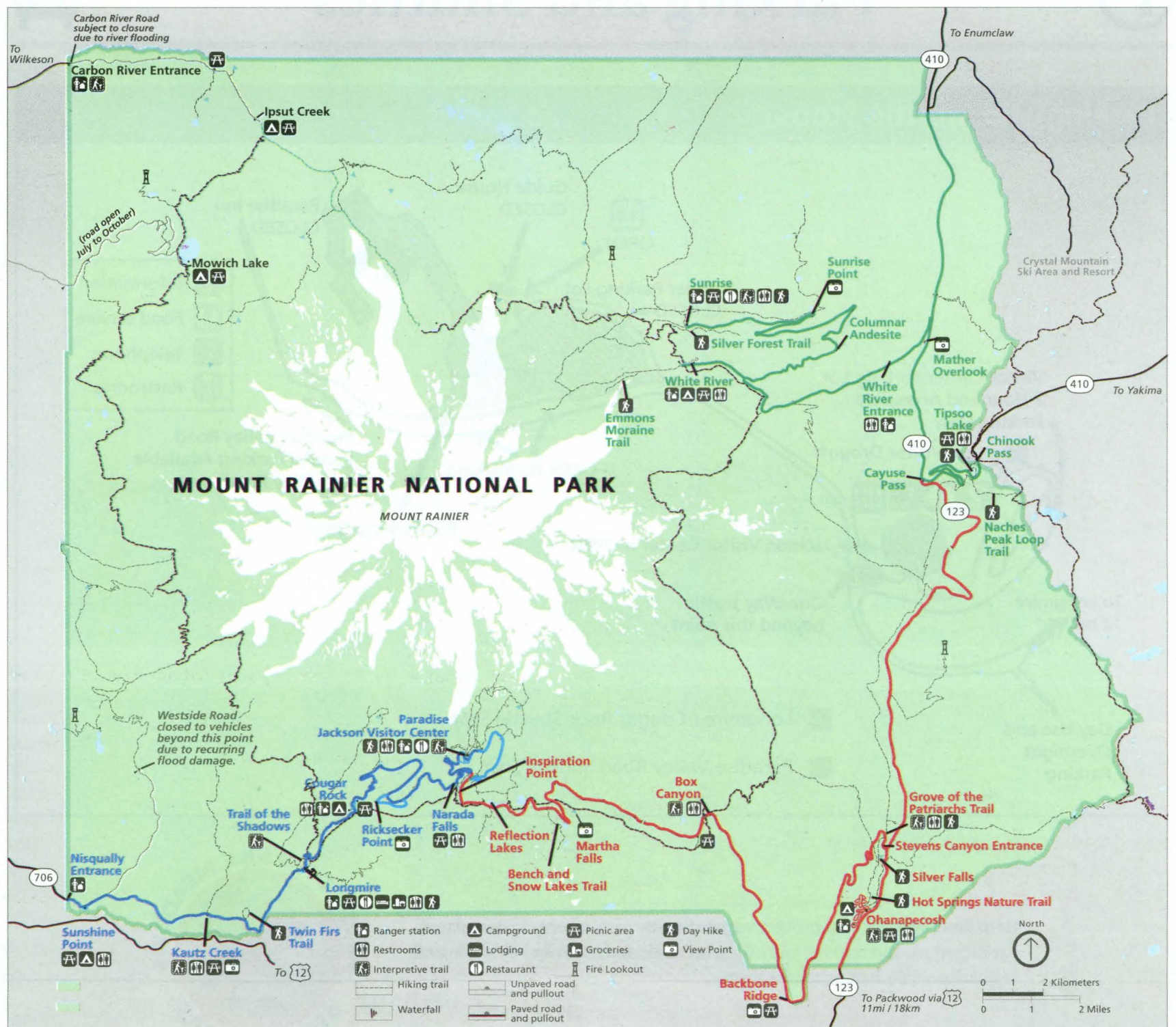
Help limit impacts and protect vegetation by parking only in designated parking spots, and walking and hiking on roads and trails, and by staying off vegetation while waiting for the shuttle.



Shuttle Routes and Stops



Activities Outside of the Paradise Area



Nisqually Entrance to Paradise

Enjoy lowland forests, Longmire Meadow, and glacial rivers. As you travel higher up the slopes of Mount Rainier, the trees begin to open up with views of glaciers, vistas, and meadows. Multiple opportunities are available to enjoy this part of the park.

View Points

Sunshine Point Campground
Westside Road
Kautz Creek
Longmire
Ricksecker Point

Picnicking

Sunshine Point
Kautz Creek
Longmire
Cougar Rock
Narada Falls

Short Hikes

Twin Firs Trail
Trail of the Shadows
Narada Falls
Historic Longmire Walk

Facilities

Longmire Museum
Longmire Wilderness Information Center
Jackson Visitor Center

Stevens Canyon and Highway 123

Follow Stevens Canyon Road for views of waterfalls and wildflowers. Spectacular Box Canyon provides views 180 feet down to the Cowlitz River as it continues to carve through old lava. You can experience some of the park's oldest and largest trees in the Ohanapeosh area.

View Points

Inspiration Point
Reflection Lakes
Martha Falls
Box Canyon
Backbone Ridge

Picnicking

Box Canyon
Backbone Ridge

Short Hikes

Bench and Snow Lakes Trail
Box Canyon
Grove of the Patriarchs
Silver Falls
Hot Springs Nature Trail

Facilities

Ohanapeosh Visitor Center

Highway 410 and Sunrise

For those traveling to the east side of the park, you are rewarded by old-growth forests, subalpine meadows, and panoramic views. Mountain goats frequent the higher slopes while marmots nibble on plants or sun themselves on rocks.

View Points

Sunrise Point
Mather Overlook
Tipsoo Lake
Chinook Pass

Picnicking

White River Campground
Sunrise
Tipsoo Lake

Short Hikes

Emmons Moraine Trail
Silver Forest Trail
Naches Peak Loop Trail

Facilities

White River Wilderness Information Center
Sunrise Day Lodge (no overnight lodging)
Sunrise Visitor Center