

# Pecos

National Park Service  
U.S. Department of the Interior

Pecos National Historical Park  
New Mexico

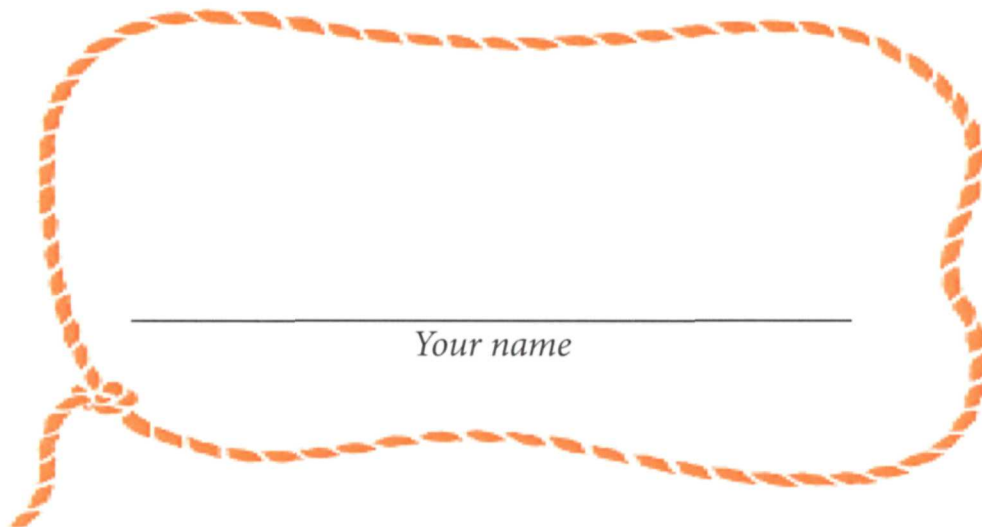


***Big sky. Open spaces.  
This quiet place is filled with stories.***



# **Junior Ranger Activity Book**

**This Junior Ranger book belongs to**



**and here is how you can earn your Junior Ranger Badge:**

**1 DO ACTIVITIES**

These drawings on each page show difficulty levels. Find the level that you can do and complete at least 3 of the activities.



**CORN**  
Ages 4-6



**CIVIL WAR BUGLE**  
Ages 7-9



**COWBOY HAT**  
Ages 10+

**2 TAKE THE PLEDGE**

Find the rangers at the front desk to take the Junior Ranger Pledge and earn your badge.

OR



Mail your booklet to the park at the following address:

Pecos National Historical Park

Junior Ranger Program

P.O. Box 418

Pecos, NM 87552

**BONUS!**  
Complete 5  
activities and  
you can also earn  
a Junior Ranger  
Patch!

  
**Welcome**  
to Pecos National Historical Park

**\*Explore \*Learn \*Protect**  
**Be a Junior Ranger!**



**EXPLORE**  
*the sites and history of Pecos National Historical Park.*

**LEARN**  
*about the people, stories, and places of Pecos.*

**PROTECT**  
*the parks through your words and actions.*

**START HERE...**

**by interviewing a Park Ranger.**

You: What's your name?

Ranger: \_\_\_\_\_

You: Why did you become a park ranger?

Ranger: \_\_\_\_\_

You: What do you like about your job?

Ranger: \_\_\_\_\_

Ask your question: \_\_\_\_\_?

Ranger: \_\_\_\_\_

# What's to see and do?

**Pecos National Historical Park is home to many layers of history. Here are some of the places you can visit and explore at the park.**

PECOS PUEBLO



## Ancestral Sites Trail

Walking this short trail will take you up through the Pecos Pueblo and lead you to the Mission Church and Convento. Don't miss your opportunity to explore one of the reconstructed kivas along the trail.

MISSION CHURCH AND CONVENTO



## Battlefield Trail

Did you know a Civil War Battle was fought here in Pecos? Hike the Battlefield Trail to imagine what it would have been like in 1862 when soldiers were fighting in this area.

BATTLE OF GLORIETA PASS



Hi! I'm  
Ranger Roadrunner.  
Look for me as you do  
the activities in  
this book.



## Forked Lightning Ranch and Kozlowski's Trading Post

Many travelers who made their way across the Santa Fe Trail stopped at Kozlowski's Trading Post to purchase goods. Today the Trading Post is part of the Forked Lightning Ranch and a popular place for visitors to visualize life on a working cattle ranch.

TRADING POST



RANCH HOUSE





## What's in the symbol?

Here is the symbol of the National Park Service. What do you see in this symbol? **Connect the dots to see the full image.**



Each part of the symbol stands for something the National Park Service helps keep safe. **Once you are done, use the letters to label the different parts of the picture.**

**A**

The sequoia tree =  
*plants*

**B**

The bison =  
*wildlife*

**C**

The mountains =  
*pretty scenery*

**D**

The water =  
*recreation*

**E**

The arrowhead =  
*history and  
archaeology*





# 2

## Why do we protect and respect?

Ages 4-6



Ages 7-9



Ages 10+




Imagine thousands of people visiting the park each year.

**In the boxes write or draw what would happen if each park visitor ...**

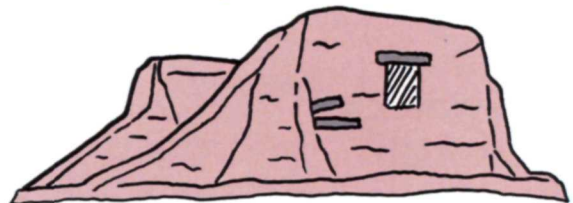
**... walked off of the trail.**



**... fed the animals.**



**... threw trash in the church.**



**... wrote on the walls.**






# 3

## Spanish times

My name is Cristóbal. I am from Mexico and came to Pecos with my family and a Mexico City priest named Fray Luis. I help Fray Luis care for our sheep. I have learned Towa, the language spoken by the Pecos people, and am the interpreter for Fray Luis. I like it here because there are so many new things to learn and so many other children to play with.

Unfortunately, six of my sheep have escaped and are roaming around the pueblo.

**Help Cristóbal find the sheep in the pueblo by circling each one.**






# 4 *Design your own pottery*

We can discover a lot about a group of people by looking at the pottery they make. We are able to learn with whom they may have traded goods, as well as when and where the pottery was actually made.

Take a look at the pottery on this and the next page. The symbols, designs, and patterns are meaningful to the person who made them.

**Decorate the pot below with your own designs such as symbols, patterns, shapes, animals or even your name.**






# 5

## Matching pottery sherds

*One important person who helped change archaeology throughout the Southwest was ALFRED KIDDER. Kidder studied people of the past by carefully looking at the things they left behind. He worked here in Pecos over many years and much of what we know today is a result of his hard work.*



ALFRED KIDDER, Archaeologist

Over time, soil will build up like layers of a cake. The oldest dirt is at the bottom and the newest at the top. An archaeologist's job is to look through those layers to learn about the way ancient civilizations lived based on the objects left behind.

**First, draw lines from each piece of pottery to the layer of dirt in which it would have been found. Then, label the layers of dirt in order of age: Old, Older, Oldest.**



# 6 Trade fair

Pecos Pueblo was home to many trade fairs between the Pecos people and neighboring tribes. Without goods from other tribes, it would have been difficult for a community to thrive. The people from the Rio Grande Valley frequently brought corn and pottery to trade while the Great Plains people often brought bison hides, meat, and Alibates flint used for making stone tools.

**Help everyone from the Rio Grande Valley and from the Great Plains move their goods to the centrally located Pecos Pueblo so they can all participate in the trade fair.**



RIO GRANDE VALLEY



GREAT PLAINS





# 7

## Life at Pecos Pueblo

kivas • baskets • hand • piñon • fish • pottery • turkey • corn

In Pecos, we must gather our own food. We grow plants such as maize, which is another word for \_\_\_\_\_, as well as squash and beans. Our families will also hunt for mule deer and rabbits. Another staple in our diet are the pine nuts that fall out of pine cones onto the ground. These nuts are called by the Spanish word for pine nut which is \_\_\_\_\_. When we go down to the Pecos River or Glorieta Creek to get water, we often catch \_\_\_\_\_ to eat as well.

**To learn more about the life of the people of Pecos, read this story and fill in the blanks using the words in the box above.**

We make our own tools from the resources around Pecos. To carry corn, bread, and water, we weave baskets from yucca plants, and we make beautiful pieces of \_\_\_\_\_ out of clay. We make blankets with \_\_\_\_\_ feathers to keep us warm at night.

Our homes are quite unique. We build them with stone and mud all by \_\_\_\_\_. We lay wooden beams across the top to make a roof that protects us from the weather. When the \_\_\_\_\_ are not being used for ceremonies, we use them to listen to stories, weave cloth, make \_\_\_\_\_ and fabricate tools.





9

Illustration of a cowboy store display. The items and their prices are as follows:

Item	Price
Two bottles of Soda	2.00
Can of COFFEE	1.50
Three pairs of socks	0.25
Hat	1.00
Green shirt	1.50
Red bandana	0.25
Small box (possibly soap)	0.15
Cookie jar (labeled "Cookies")	2.50
Brown vest	1.00
White socks (one pair)	0.25
Brown boots	2.00
Whip	0.25

**Use the price list to fill out your order form and add up the total bill for all your goods.**



# 10


## Cattle brands



Pecos National Historical Park is home to the Forked Lightning Ranch.



Tex Austin named the ranch ...



and its brand is pictured here.



Later, Buddy Fogelson and Greer Garson owned the ranch and kept the same name.

Ranchers would create their own unique brand to tell which cows and horses belonged to their ranch. They still do this today.

The **rules** for reading a brand are:

1. Read from left to right.
2. Read from top to bottom.
3. Read from outside to inside.

**1. Study the rules and draw lines to match the name of the ranch with its brand.**



**Bench Lazy N Ranch**



**Rocking N Ranch**



**Bar N Ranch**



**Circle Tumbling N Ranch**

**2. Use the first letter of your name to create your own brand in the box below.**





# Habitat or home?

*Habitat* is really a fancy word for *home*. It is the place where an animal gets all the things it needs to survive, like food, water, and shelter.

**Draw a line from the animals in the center column to the food they need in the left column and to their shelter in the right column. Hint: There may be more than one correct answer.**

## FOOD



Mayfly



Lizard



Ice Cream



Rabbit



Fish

## ANIMAL



Black Bear



Fish



Human



Rattlesnake



Roadrunner

## SHELTER



City



Rocks



Long grass



River



Forest



# 12

## Moving through time

The Glorieta Pass has been used by humans for over 10,000 years to travel back and forth. Travelers, traders, and tourists have all taken the same path through the mountains, but the way they moved varied a great deal. **Complete the rhymes and use the images to figure out the different ways that individuals have moved through Glorieta Pass.**

The first Americans traveled far  
Crossing deserts and mountains without a car  
On their journey they had time to talk  
From here to there they would have to \_\_\_\_\_.



Centuries ago, came a new type of beast  
It stood proud and tall on four hooved feet  
It traveled the ocean, Spain was its source  
Saddle up partner! You're riding a \_\_\_\_\_.



Traders and travelers on the Santa Fe Trail  
Carried silver, clothes, tools and goods for sale  
To haul by yourself you might start a-laggin'  
Instead put your goods in a big covered \_\_\_\_\_.




It's called "Iron Horse," powered by steam  
It moves with great force as though in a dream  
Connecting the land, California to Maine  
Many goods, many people now ride the \_\_\_\_\_.



Today they fill roads like hundreds of ants  
Your parents will drive it although you yet can't  
To school, to store, to parks near and far  
Buckle your seatbelt if you're in a \_\_\_\_\_.



**Draw how you think visitors might come to the park in the future.**



# 13

## Picture this

Take in the sights, sounds, and smells of Pecos National Historical Park.

**Cross off each item you are able to find in the park. See if you can get four in a row. Fill in *Your space!* showing us something new that you discovered on your own.**

**For a real challenge, try to find all of the items pictured below.**



Roadrunner



Buffalo gourd



Ranger



Trading post



Forked Lightning Ranch



Adobe bricks




Kiva



Mission church



Beetle



Your space!



Colorado monument



Cholla cactus



Glorieta Mesa



Verbena



Windmill



South Pueblo

# Junior Ranger

## CERTIFICATE



This is to certify that

---

is now an official Junior Ranger at  
Pecos National Historical Park.




*I, \_\_\_\_\_, will respect  
the history of Pecos National Historical Park  
and help preserve and protect  
America's National Parks.*

---

Park Ranger

---

Date



ISBN 978-0-16-094636-3



9 780160 946363